

查询8327供应商

捷多邦 专业

FILTRAN

RJ-45

1000 BASE-T Magnetics

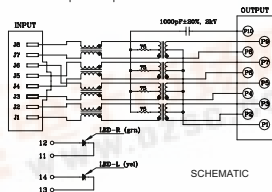
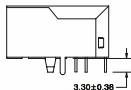
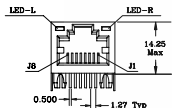
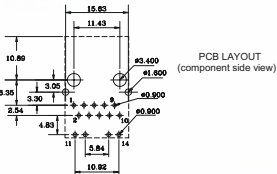
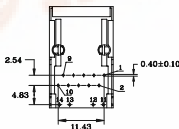
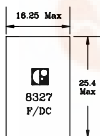
8327 PCB打样工厂

24小时加急出货

- Meets IEEE 802.3 and ANSI X3.263 requirements including 350µH OCL with 8mA DC bias
- For use with Broadcom BCM5400, BCM5401, BCM5402 and the Marvell 88E1000 Gigabit phy transceivers
- Includes integrated LEDs. LED signal leads are isolate from the Ethernet signal leads to reduce EMI and crosstalk
- Contact Plating: 6u-inch gold flashed



Mechanical and Schematic (All dimensions in millimetres)



Unspecified tolerance:

XX ±0.25

XXX ±0.13

ELECTRICAL SPECIFICATION @ 25°C

Insertion Loss (dB MAX)					Return Loss (dB MIN)					Crosstalk Attenuation (dB MIN)				CMRR (dB MIN)					
0.1 to 1.0 MHz	1.0 to 10 MHz	15.1 to 60.0 MHz	60.1 to 80.0 MHz	80.1 to 100 MHz	0.1 to 1.0 MHz	1.0 to 15.0 MHz	15.1 to 60.0 MHz	60.1 to 80.0 MHz	80.1 to 100 MHz	0.1 to 1.0 MHz	1.0 to 15.0 MHz	15.1 to 60.0 MHz	60.1 to 80.0 MHz	80.1 to 100 MHz	0.1 to 1.0 MHz	1.0 to 15.0 MHz	15.1 to 60.0 MHz	60.1 to 80.0 MHz	80.1 to 100 MHz
-1.0	0.3	-0.6	-1.1	-1.6	-18	-18	-15	-12	-10	-43	-35	-26	-24	-24	-46	-46	-35	-35	-30

Turns Ratio: (P2-P3) (J1-J2) & (P4-P5) (J3-J6) & (P6-P7) (J4-J5) & (P8-P9) (J7-J8) : 1CT:1CT±3%

Inductance: (P3-P2) & (P4-P5) & (P6-P7) & (P9-P8) @ 100 kHz, 0.1 V, 8mA DC Bias : 350µH MIN

LED Forward Current: @ Input 2 VDC, 20mA Max

Hipot: (Input to Output) @ 1.0 mA, 1 sec : 1500 VAC