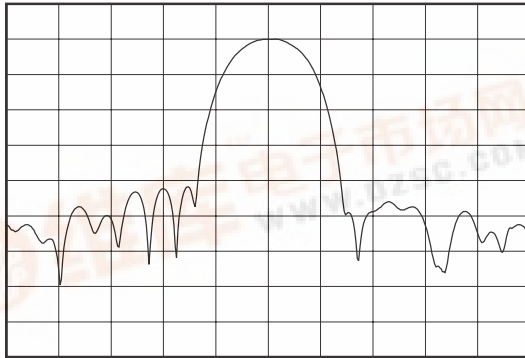




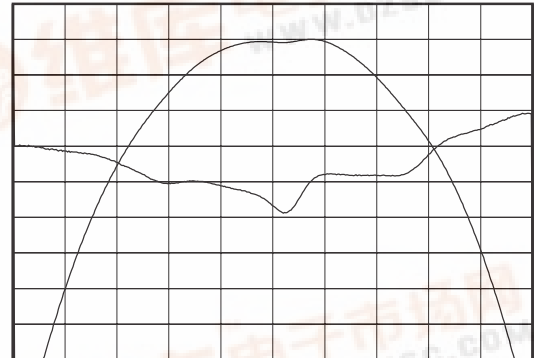
Data Sheet

175 MHz Bandpass Filter for GSM Applications Part Number 854622

Typical Performance



Horizontal: 800 kHz/Div
Vertical: 10 dB/Div



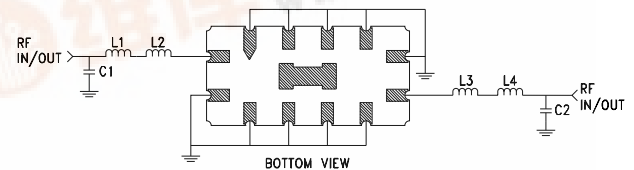
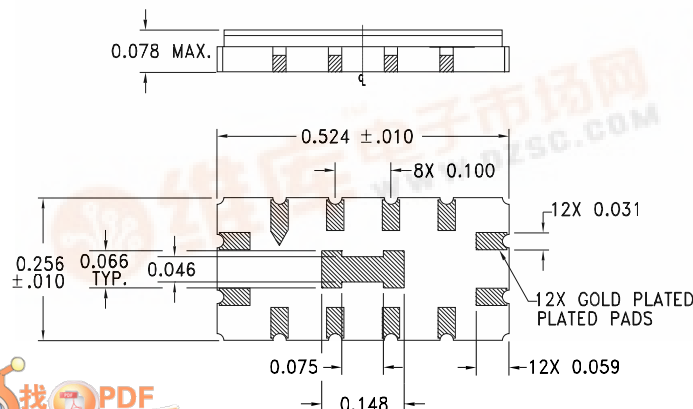
Horizontal: 150 kHz/Div
Vertical: 1 dB/Div
Vertical: 100 nsec/Div

Specifications

Parameter	Unit	Minimum	Typical	Maximum
Center Frequency	MHz	-	175	-
Insertion Loss at F_o	dB	-	6.9	9
2.5 dB Bandedges	MHz	± 0.33	± 0.37	-
5 dB Bandedges	MHz	-	± 0.55	± 0.6
17 dB Bandedges	MHz	-	± 0.85	± 0.9
30 dB Bandedges	MHz	-	± 1.02	± 1.2
Group Delay Variation	nsec	-	140	260
Absolute Delay	μ sec	-	1.28	1.5
Amplitude Variation	dB	-	0.5	0.75
Ultimate Rejection	dB	50	54	-
Substrate Material	-	-	Quartz	-
Operating Temperature Range	$^{\circ}$ C	-5	25	70

Package Outline

Matching Configuration



L1 = 71 nH, L2 = 86 nH
C1 = 37 pF, C2 = 33 pF
Nominal Source/Load Impedance = 50 Ω
Package Style SMP-53

11/24/99