

**EVERLIGHT****EVERLIGHT ELECTRONICS CO., LTD****Technical Data Sheet****High Performance with Reflector LEDs****94-22UBC/C430****Features :**

- White package.
- Dual-chip, wide-angle, low-profile LEDs .
- Excellent chip to chip consistency
- Super Intensity
- High performance
- Pb-free
- The product itself will remain within RoHS compliant version.

**Applications :**

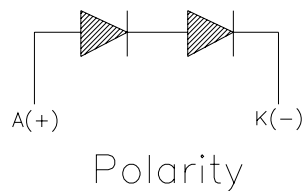
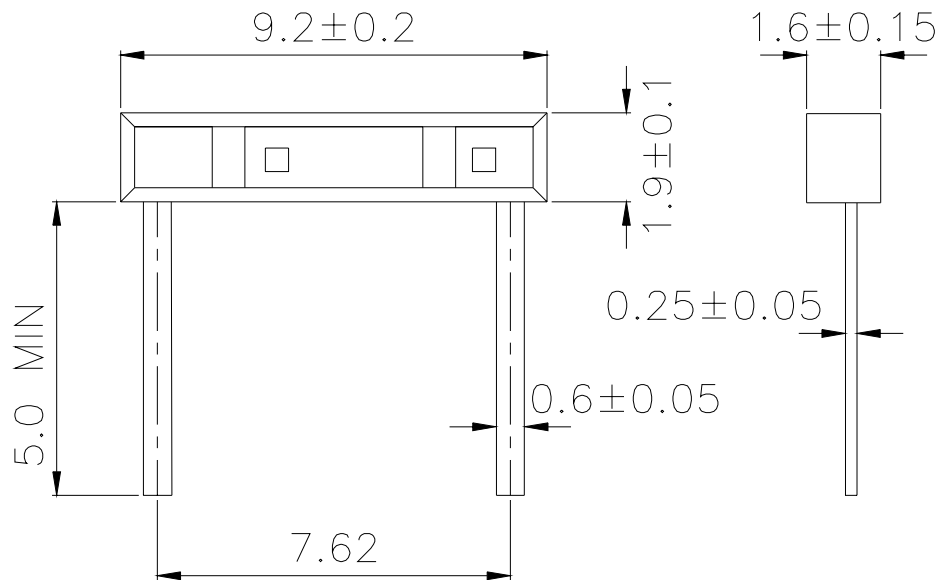
- Automotive: backlighting in dashboard and switch.
- Telecommunication: indicator and backlighting in telephone and fax.
- Indicator and backlight for audio and video equipment.
- Indicator and backlight for battery driven equipment.
- Display Screen Illumination on Portable Handheld Devices
- Indicator and backlight in office equipment.
- General use.

**Device Selection Guide**

Chip		Lens Color
Material	Emitted Color	
GaN/SiC	Blue	Water Clear



**Package Dimensions**



Notes: All dimensions are in millimeters.  
Tolerances unspecified are±0.1mm.

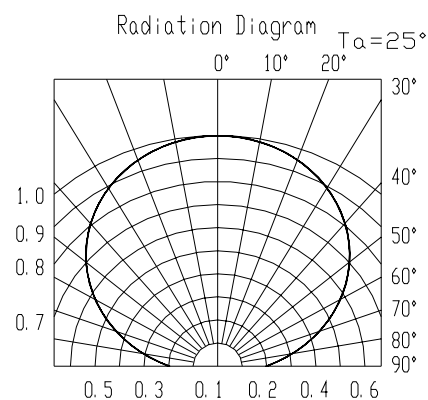
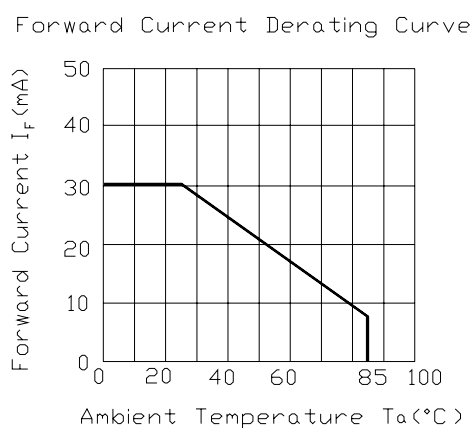
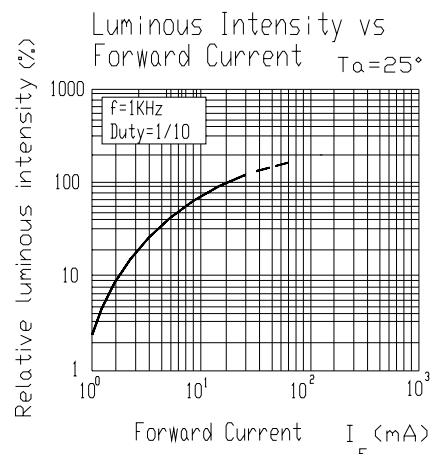
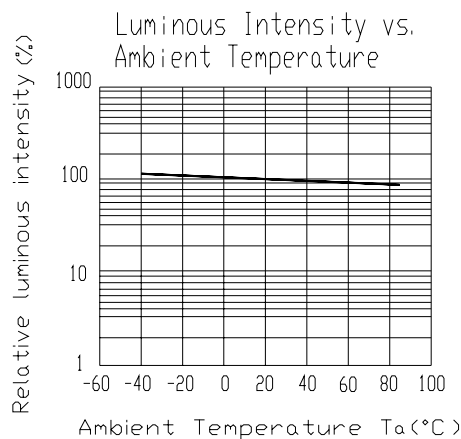
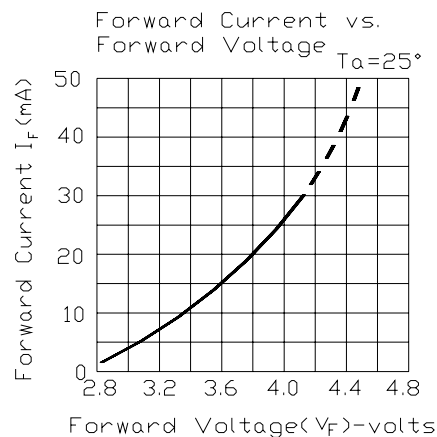
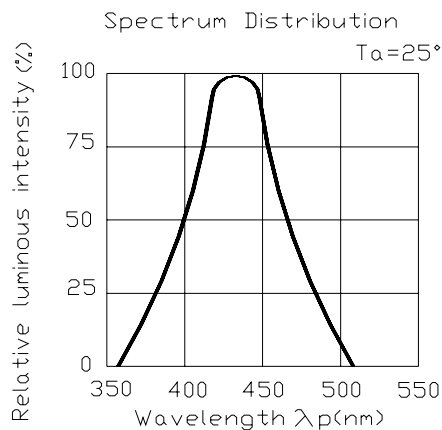
**Absolute Maximum Ratings (Ta=25°C)**

Parameter	Symbol	Rating	Unit
Reverse Voltage	V <sub>R</sub>	5	V
Forward Current	I <sub>F</sub>	30	mA
Operating Temperature	T <sub>opr</sub>	-40 ~ +85	°C
Storage Temperature	T <sub>stg</sub>	-40~ +100	°C
Electrostatic Discharge(HBM)	ESD	1000	V
Power Dissipation	P <sub>d</sub>	130	mW
Peak Forward Current(Duty 1/10 @ 1KHz)	I <sub>FP</sub>	70	mA
Soldering Temperature	T <sub>sol</sub>	Reflow Soldering : 260 °C for 10 sec. Hand Soldering : 350 °C for 3 sec.	





**Electro-Optical Characteristics (Ta=25°C)**

Parameter	Symbol	Min.	Typ.	Max.	Unit	Condition
Luminous intensity	I <sub>v</sub>	35	45	-----	mcd	I <sub>F</sub> =20mA
Viewing Angle	2 θ 1/2	-----	130	-----	deg	I <sub>F</sub> =20mA
Peak Wavelength	λ <sub>p</sub>	-----	428	-----	nm	I <sub>F</sub> =20mA
Dominant Wavelength	λ <sub>d</sub>	-----	466	-----	nm	I <sub>F</sub> =20mA
Spectrum Radiation Bandwidth	△ λ	-----	65	-----	nm	I <sub>F</sub> =20mA
Forward Voltage	V <sub>F</sub>	-----	7.6	9.0	V	I <sub>F</sub> =20mA
Reverse Current	I <sub>R</sub>	-----	-----	10	uA	V <sub>R</sub> =5V

## Typical Electro-Optical Characteristics Curves



**Label explanation****CAT: Luminous Intensity Rank****HUE: Dom. Wavelength Rank****REF: Forward Voltage Rank**

EVERLIGHT		
CPN: XXXXXX		
P/N: XXXXXX		
	RoHS	
XXXXXXXXXXXXXXXXXXXX		
QTY: XXXX		
	CAT:	
LOT NO: XXXXXXXXXXXX	HUE:	
	REF:	
		
MADE IN TAIWAN		

**Reliability Test Items And Conditions**

The reliability of products shall be satisfied with items listed below.

Confidence level : 90 % LTPD : 10 %

No.	Items	Test Condition	Test Hours/Cycles	Sample Size	Ac/Re
1	Soldering Heat	Temp. : 260°C±5°C	10 sec.	22 Pcs.	0/1
2	Temperature Cycle	H : +100°C 15min. ∫ 5 min. L : -405°C 15min.	300 Cycles	22 Pcs.	0/1
3	Thermal Shock	H : +100°C 5min. ∫ 10 sec. L : -10°C 5min.	300 Cycles	22 Pcs.	0/1
4	High Temperature Storage	Temp. : 100°C	1000 Hrs.	22 Pcs.	0/1
5	Low Temperature Storage	Temp. : -40°C	1000 Hrs.	22 Pcs.	0/1
6	DC Operating Life	I <sub>F</sub> = 20 mA	1000 Hrs.	22 Pcs.	0/1
7	High Temperature / High Humidity	85°C/R.H85%	1000 Hrs.	22 Pcs.	0/1



### Precautions For Use

#### 1. Over-current-proof

Customer must apply resistors for protection , otherwise slight voltage shift will cause big current change ( Burn out will happen ).

#### 2. Storage

2.1 Do not open moisture proof bag before the products are ready to use.

2.2 Before opening the package, the LEDs should be kept at 30°C or less and 90%RH or less.

2.3 After opening the package: The LED's floor life is 1 year under 30 deg C or less and 60% RH or less.

If unused LEDs remain, it should be stored in moisture proof packages.

2.4 If the moisture absorbent material (silica gel) has faded away or the LEDs have exceeded the storage time, baking treatment should be performed using the following conditions.

Baking treatment :  $60\pm5^{\circ}\text{C}$  for 24 hours.

#### 3.Soldering Iron

Each terminal is to go to the tip of soldering iron temperature less than  $350^{\circ}\text{C}$  for 3 seconds within once in less than the soldering iron capacity 25W. Leave two seconds and more intervals, and do soldering of each terminal. Be careful because the damage of the product is often started at the time of the hand solder.

**EVERLIGHT ELECTRONICS CO., LTD.**

Office: No 25, Lane 76, Sec 3, Chung Yang Rd,  
Tucheng, Taipei 236, Taiwan, R.O.C

Tel: 886-2-2267-2000, 2267-9936

Fax: 886-2267-6244, 2267-6189, 2267-6306  
<http://www.everlight.com>