

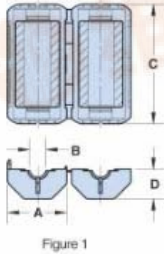
Products

▼ Technical

▼ About Us

▼ Contact Us

Catalog Part Search:



Part Number: 0431164951  
 Frequency Range: Lower & Broadband Frequencies 1-300 MHz (31 material)  
 Description: CSRA17/17/36-31-5.1 31 ROUND CABLE CORE ASSEMBLY  
 Application: Suppression Components  
 Where Used: Cable Component  
 Part Type: Round Cable Snap-its  
 Preferred Part:

**Part Type Information**

**Mechanical Specifications**

Weight: 17.00 (g)

[View Chart Legend](#)

Dim	mm	mm tol	nominal inch	inch misc.
A	17.30	-	0.680	-
B	5.10	-	0.201	-
C	36.20	-	1.420	-
D	8.40	-	0.331	-
E	-	-	-	-
F	-	-	-	-
G	-	-	-	-
H	-	-	-	-
J	-	-	-	-
K	-	-	-	-

Land Patterns				
V	W (ref)	X	Y	Z
-	-	-	-	-

Winding Information			
Turns Tested	Wire Size	1st Wire Length	2nd Wire Length
-	-	-	-

Reel Information				
Tape Width mm	Pitch mm	Parts 7" Reel	Parts 13" Reel	Parts 14" Reel
-	-	-	-	-

Pkg Size	
# Holes	# Rows
-	-

Cable Information			
Max Diameter	Max Dimension	Solid Equivalent	Flat Cable Cores
4.900 .193	-	2631480002	-

**Electrical Specifications**

Typical Impedance (Ω)	
1 MHz	25
5 MHz	75
10 MHz*	100
25 MHz*	169
100 MHz*	280
250 MHz	247

Electrical Properties	
-	-

**Ferrite Material Constants**

Specific Heat .....	0.25 cal/g°C
Thermal Conductivity .....	10x10 <sup>-3</sup> cal/sec/cm°C
Coefficient of Linear Expansion .....	8 - 10x10 <sup>-6</sup> /°C
Tensile Strength .....	4.9 kgf/mm <sup>2</sup>
Compressive Strength .....	42 kgf/mm <sup>2</sup>
Young's Modulus .....	15x10 <sup>3</sup> kgf/mm <sup>2</sup>
Hardness (Knoop) .....	650
Specific Gravity .....	≈ 4.7 g/cm <sup>3</sup>

*The above quoted properties are typical for Fair-Rite MnZn and NiZn ferrites.*

**31 Material Specifications:**

Property	Unit	Symbol	Value
Initial Permeability @ B < 10 gauss		μ <sub>i</sub>	1500
Flux Density	gauss	B	3400

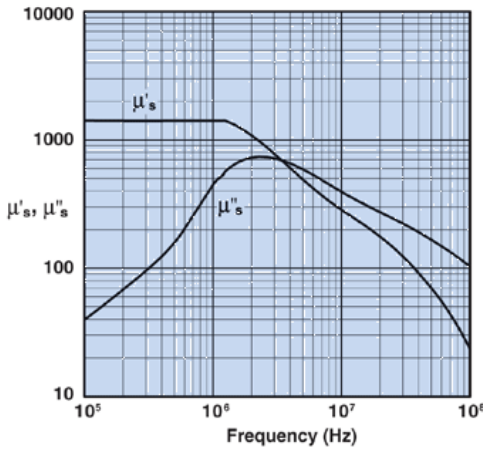


A MnZn ferrite designed specifically for EMI suppression applications from as low as 1 MHz up to 500 MHz. This material does not have the dimensional resonance limitations associated with conventional MnZn ferrite materials.

Round cable EMI suppression cores, round cable snap-its, flat cable EMI suppression cores, and flat cable snap-its are all available in 31 material.

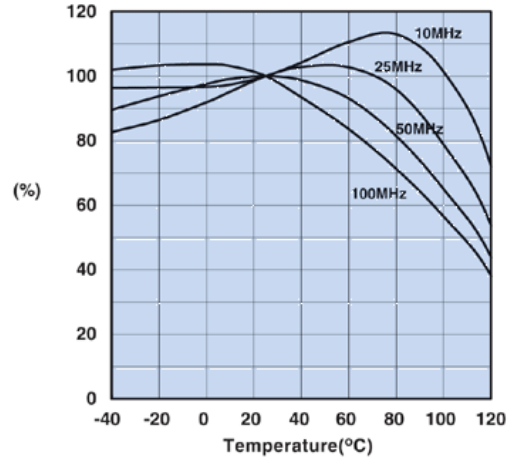
Residual Flux Density	gauss	$B_r$	2500
Coercive Force	oersted	$H_c$	0.35
Loss Factor @ Frequency	$10^{-2}$ MHz	$\tan \delta / \mu_i$	20 0.1
Temperature Coefficient of Initial Permeability (20 -70°C)	%/°C		1.6
Curie Temperature	°C	$T_c$	>130
Resistivity	$\Omega$ cm	$\rho$	$3 \times 10^3$

Complex Permeability vs. Frequency



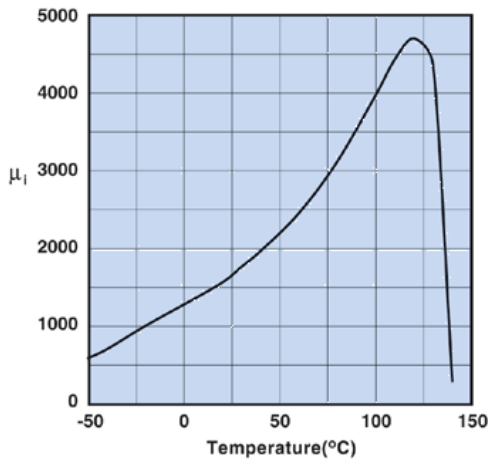
Measured on a 17/10/6mm toroid at 25°C using the HP 4284A and the HP 4291A.

Percent of Original Impedance vs. Temperature



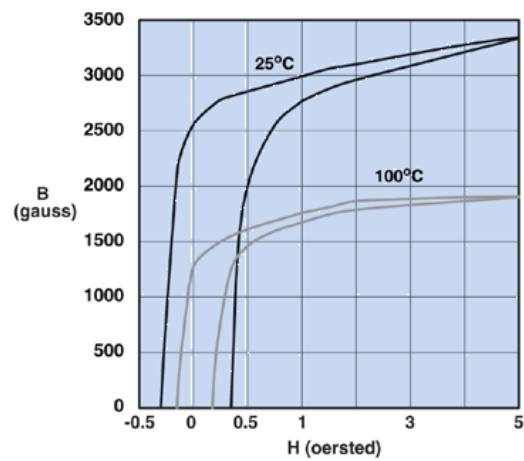
Measured on a 2631000301 using the HP4291A.

Initial Permeability vs. Temperature



Measured on a 17/10/6mm toroid at 100kHz.

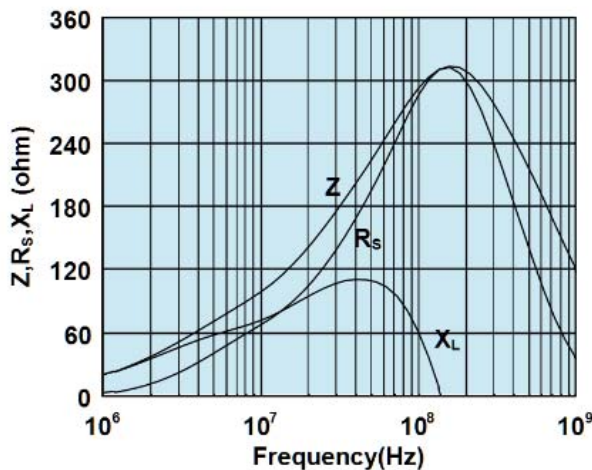
Hysteresis Loop



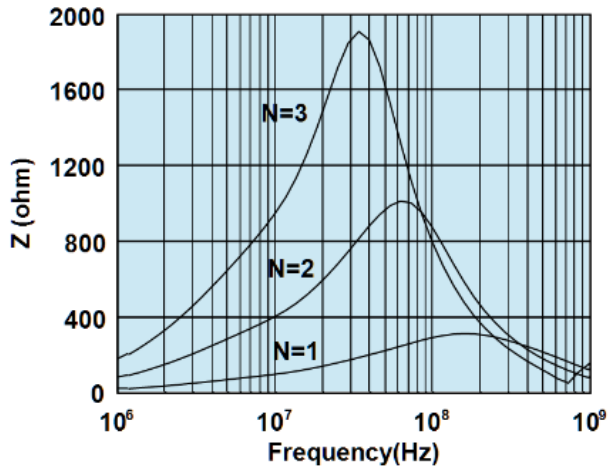
Measured on a 17/10/6mm toroid at 10kHz.

**Impedance Curve**

0431164951



Impedance, reactance, and resistance vs. frequency.



Impedance vs. frequency with one, two, and three turns.

