



# INTEGRATED CONNECTOR MODULES

## 0816-1X4T-23 Gigabit Ethernet MagJack® 1 x 4



### ELECTRICAL CHARACTERISTICS @ 25°C

#### TURNS RATIO

TP1	1CT : 1CT ±2%
TP2	1CT : 1CT ±2%
TP3	1CT : 1CT ±2%
TP4	1CT : 1CT ±2%

DCL @ 100kHz/100mVRMS  
8mA DC BIAS

350µH MIN.

#### INS. LOSS

0.1MHz TO 1MHz	-1.1 dB MAX
1MHz TO 65MHz	-0.5 dB MAX
65MHz TO 100MHz	-0.8 dB MAX
100MHz TO 125MHz	-1.2 dB MAX

#### RET. LOSS (MIN) @ 100 OHMS ±15%

0.5MHz-40MHz	-18 dB
40MHz-100MHz	-12+20LOG(f/80MHz) dB

#### CM TO CM REJ

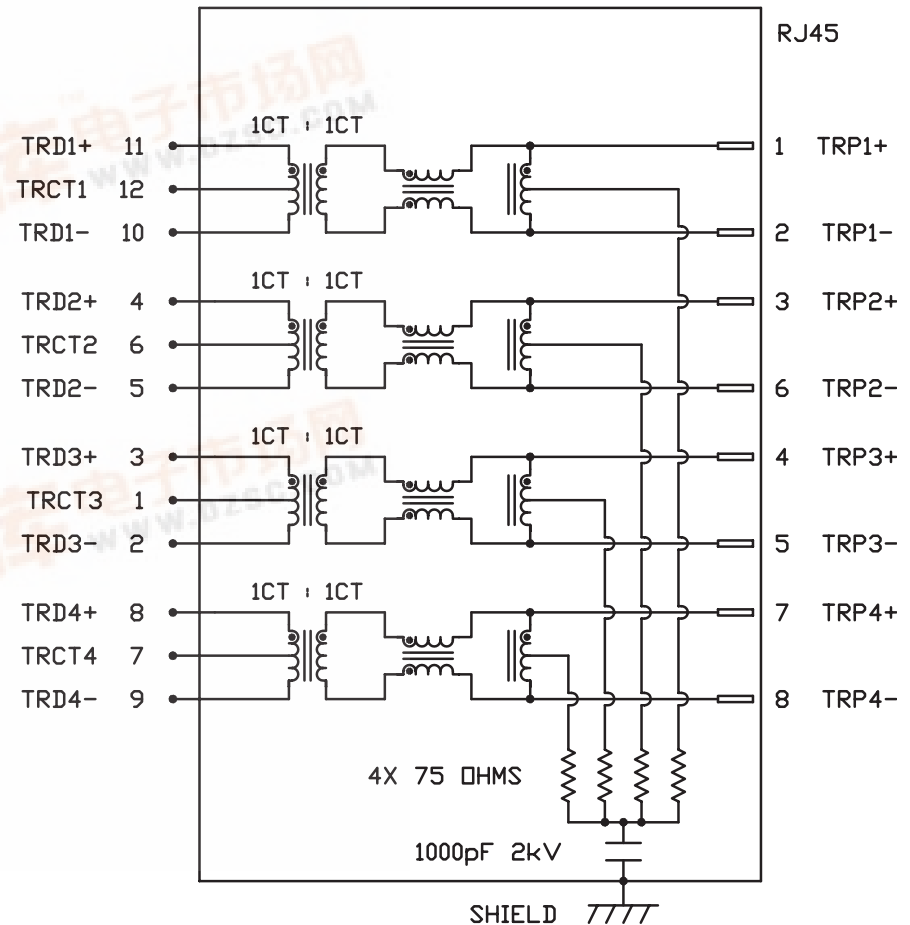
100kHz - 100MHz -30 dB MIN

#### CM TO DM REJ

100kHz - 100MHz -35 dB MIN

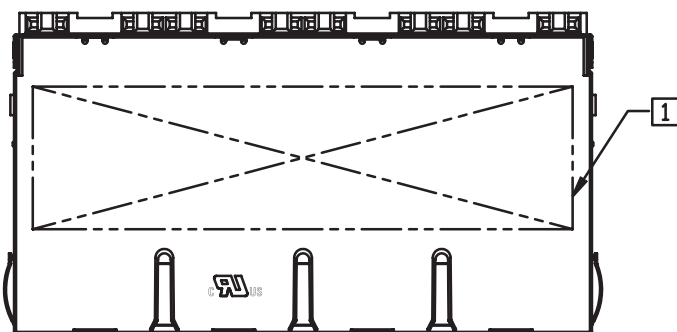
#### HIPOT (Isolation Voltage):

1500 Vrms or 2250 VDC

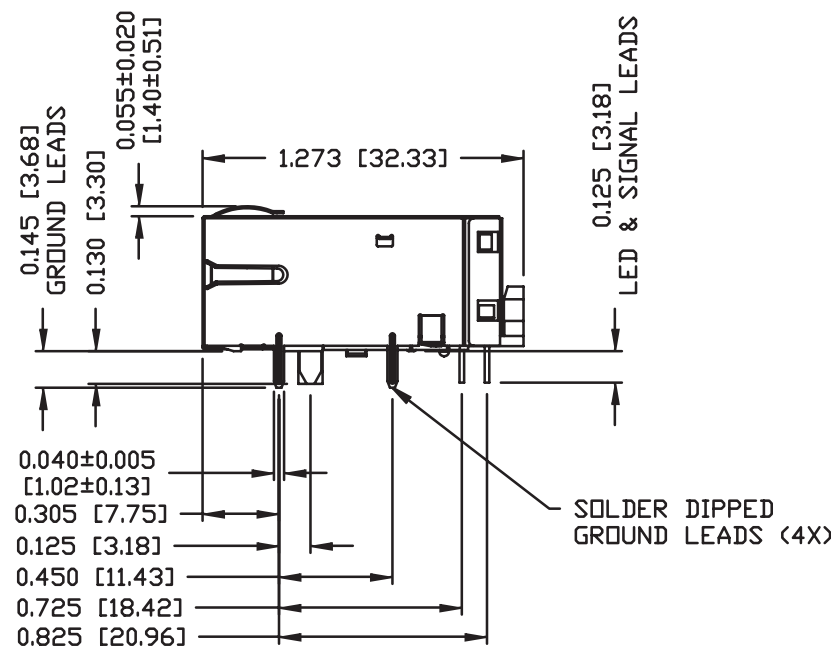
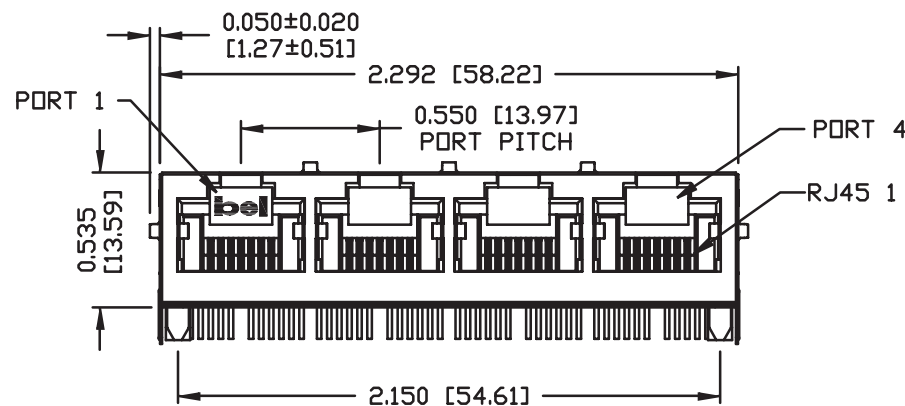


# INTEGRATED CONNECTOR MODULES

0816-1X4T-23 Gigabit Ethernet MagJack® 1 x 4



- NOTES:
- PLASTIC HOUSING: THERMOPLASTIC PBT  
FLAMMABILITY RATING UL 94V-0
  - CONTACTS PLATING: 50 MICRO-INCH HARD GOLD PLATING
  - PINS: TIN-COATED COPPER WIRE, DIA 0.018 INCH.
  - METAL SHIELD: NICKEL PLATED ON COPPER ALLOY.  
(ALL GROUND LEADS ARE SOLDER DIPPED)

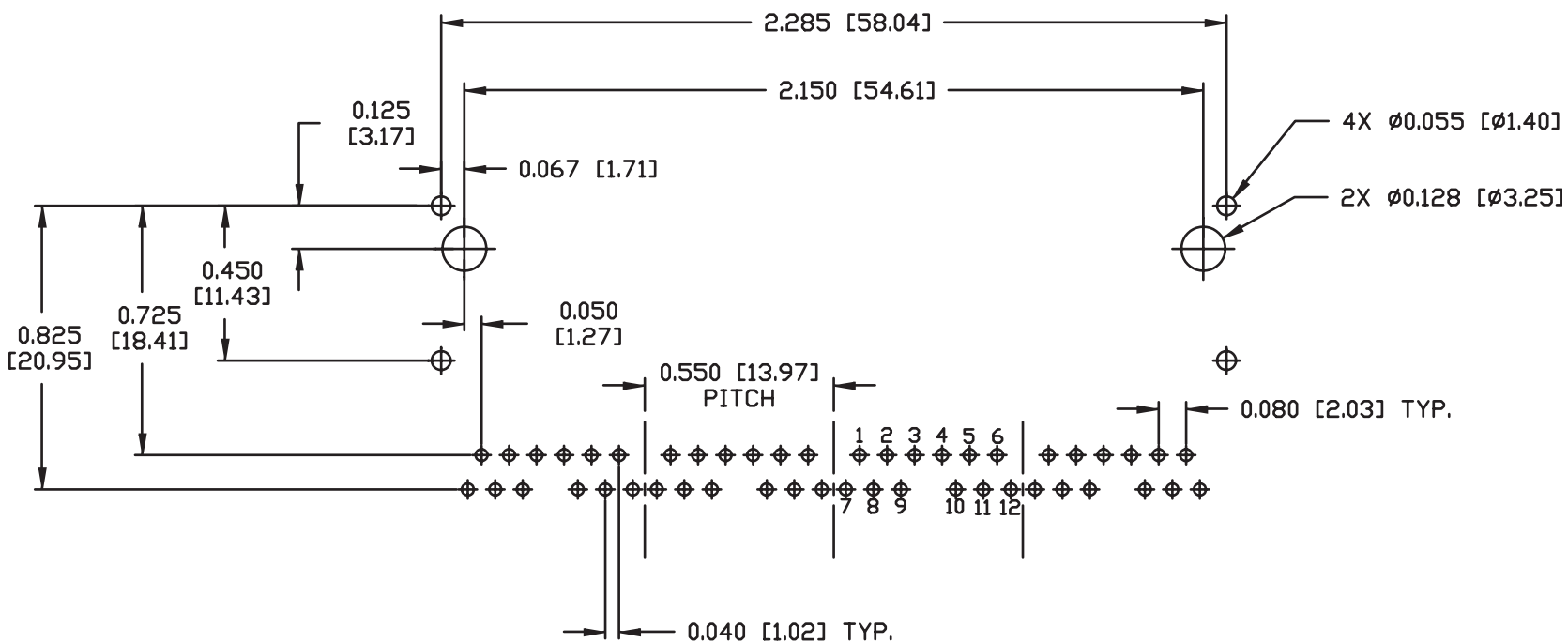


1 MARK PART WITH MFG LOGO, MFG NAME, PART NUMBER AND DATE CODE.

UL RECOGNIZED - FILE #E196366 AND E169987.  
RoHS COMPLIANCE, PER EU DIRECTIVE 2002/95/EC

# INTEGRATED CONNECTOR MODULES

0816-1X4T-23 Gigabit Ethernet MagJack® 1 x 4



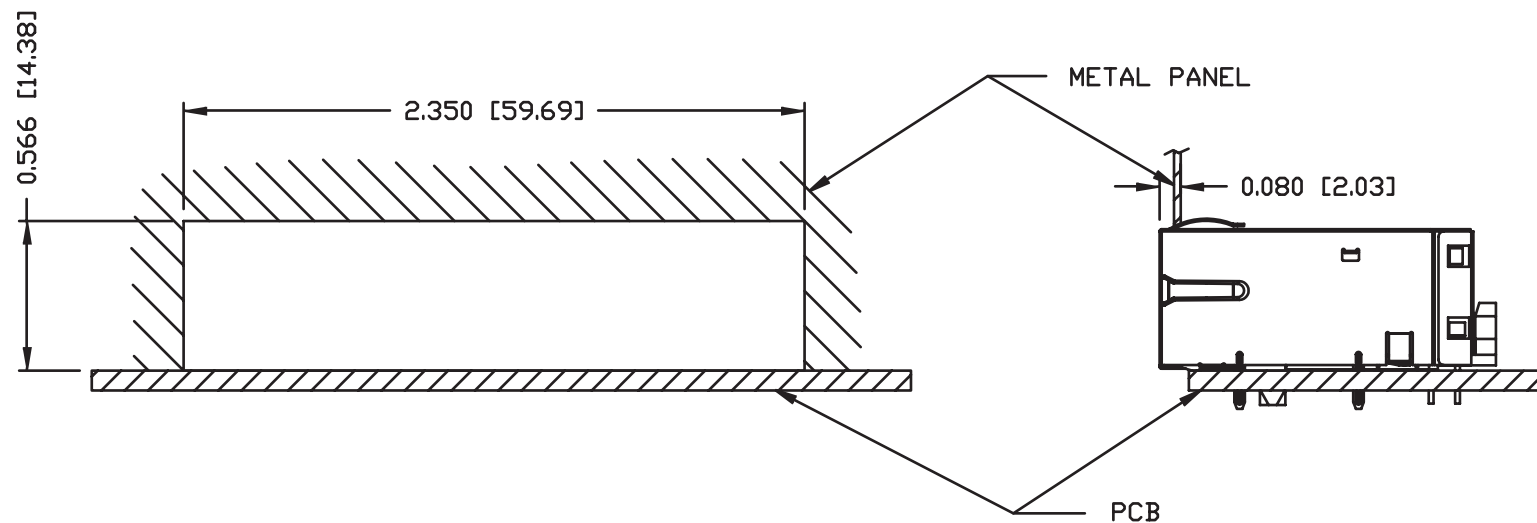
RECOMMENDED PCB FOOTPRINT  
COMPONENT SIDE VIEW

## INTEGRATED CONNECTOR MODULES

0816-1X4T-23 Gigabit Ethernet MagJack® 1 x 4



### SUGGESTED PANEL OPENING



#### NOTES:

THE DISTANCE OF PANEL INSIDE SURFACE RELATIVE TO FRONT SURFACE OF PART IS ONLY A SUGGESTION. IN CASE THIS DISTANCE IS DIFFERENT, THE REQUIRED PANEL OPENING DIMENSIONS CHANGE ACCORDINGLY.

#### PACKING INFORMATION

PACKING TRAY : 0200-0148-55 OR 0200-9999-B4 (TOP)  
0200-0148-56 OR 0200-9999-B5 (BOTTOM)

PACKING QUANTITY : 24 PCS FINISHED GOOD PER TRAY  
10 TRAYS (240 PCS FINISHED GOOD) PER CARTON BOX

NOTE : CARDBOARDS ARE PLACED BETWEEN LAYERS OF PACKING TRAY INSIDE CARTON BOX  
(INCLUDE THE UPPERMOST AND LOWERMOST TRAY)