



## 4 ~ 6W AC-DC Single Output Wall-mounted type

## GS06E series



## ■ Features :

- Universal AC input / Full range
- No load power consumption <0.5W
- Meet energy star level IV(CEC) for 5 ~ 48V
- Meet EISA 2007 (Energy Independence and Security Act) for 5 ~ 48V
- 2 pole EURO plug
- Class II power (without earth pin)
- Full output 3~48V safety approval
- Protections: Short circuit / Overload / Over voltage
- Pass LPS
- Fully enclosed plastic case
- Approvals: TUV / CB / FCC / CE
- 2 years warranty

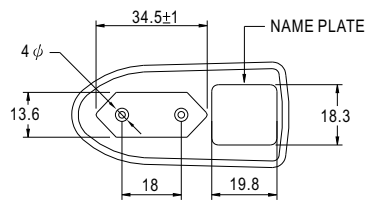


## SPECIFICATION

ORDER NO.		GS06E-0P1J	GS06E-1P1J	GS06E-11P1J	GS06E-2P1J	GS06E-3P1J	GS06E-4P1J	GS06E-5P1J	GS06E-6P1J	GS06E-8P1J
OUTPUT	SAFETY MODEL NO.	GPSU06-0-E	GPSU06-1-E	GPSU06-1-1-E	GPSU06-2-E	GPSU06-3-E	GPSU06-4-E	GPSU06-5-E	GPSU06-6-E	GPSU06-8-E
	DC VOLTAGE <span>Note.2</span>	3.3V	5V	7.5V	9V	12V	15V	18V	24V	48V
	RATED CURRENT	1.21A	1.00A	0.8A	0.66A	0.5A	0.4A	0.33A	0.25A	0.125A
	CURRENT RANGE	0 ~ 1.21A	0 ~ 1.00A	0 ~ 0.8A	0 ~ 0.66A	0 ~ 0.5A	0 ~ 0.4A	0 ~ 0.33A	0 ~ 0.25A	0 ~ 0.125A
	RATED POWER	4W	5W	6W	6W	6W	6W	6W	6W	6W
	RIPPLE & NOISE (max.) <span>Note.3</span>	50mVp-p	50mVp-p	80mVp-p	80mVp-p	100mVp-p	120mVp-p	150mVp-p	180mVp-p	200mVp-p
	VOLTAGE ADJ. RANGE	3 ~ 5V Fixed	5 ~ 6V	6 ~ 8V	8 ~ 11V	11 ~ 13V	13 ~ 16V	16 ~ 21V	21 ~ 27V	33 ~ 48V
	VOLTAGE TOLERANCE <span>Note.4</span>	±5.0%	±5.0%	±5.0%	±5.0%	±3.0%	±3.0%	±3.0%	±2.0%	±2.0%
	LINE REGULATION <span>Note.5</span>	±1.0%	±0.5%	±0.5%	±0.5%	±0.5%	±0.5%	±0.5%	±0.5%	±0.5%
	LOAD REGULATION <span>Note.6</span>	±5.0%	±5.0%	±5.0%	±5.0%	±3.0%	±3.0%	±3.0%	±2.0%	±2.0%
SETUP, RISE, HOLD UP TIME		1000ms, 50ms, 12ms at full load								
INPUT	VOLTAGE RANGE	90 ~ 264VAC 135 ~ 370VDC								
	FREQUENCY RANGE	47 ~ 63Hz								
	EFFICIENCY (Typ.) <span>Note.7</span>	55%	67%	72%	74%	76%	77%	78%	80%	82%
	AC CURRENT	0.2A / 100VAC								
	INRUSH CURRENT (max.)	50A / 230VAC								
	LEAKAGE CURRENT(max.)	0.25mA / 240VAC								
PROTECTION	OVERLOAD	>105% rated output voltage power for 3.3 ~ 5V ; >110% rated output power for 7.5 ~ 48V Protection type : Hiccup mode, recovers automatically after fault condition is removed								
	OVER VOLTAGE	>120% rated output power Protection type : Clamp by zener diode								
ENVIRONMENT	WORKING TEMP.	0 ~ +40℃ (Refer to output load derating curve)								
	WORKING HUMIDITY	20% ~ 90% RH non-condensing								
	STORAGE TEMP., HUMIDITY	-20 ~ +85℃, 10 ~ 95% RH								
	TEMP. COEFFICIENT	±0.03% / °C (0 ~ 50℃)								
	VIBRATION	10 ~ 500Hz, 2G 10min./1cycle, period for 60min. each along X, Y, Z axes								
SAFETY & EMC (Note. 8)	SAFETY STANDARDS	EN60950-1 approved								
	WITHSTAND VOLTAGE	I/P-O/P:4242VDC								
	ISOLATION RESISTANCE	I/P-O/P:100M Ohms / 500VDC / 25℃ / 70% RH								
	EMI CONDUCTION & RADIATION	Compliance to EN55022 class B, FCC Part15 class B								
	HARMONIC CURRENT	Compliance to EN61000-3-2,3								
OTHERS	EMS IMMUNITY	Compliance to EN61000-4-2,3,4,5,6,11, light industry level, criteria A								
	MTBF	500Khrs min. MIL-HDBK-217F(25℃)								
	DIMENSION	32*66*42.5mm (L*W*H)								
CONNECTOR	PACKING	100g ; 90pcs / 10Kg / CARTON								
	PLUG	Standard type P1J: 2.1φ * 5.5φ * 11mm, turning fork type center positive for stock ; Other type available by customer requested								
	CABLE	Standard type 20Awg UL1185 6ft for stock ; Other type available by customer requested								
NOTE		1.All parameters are specified at 230VAC input, rated load, 25℃ 70% RH ambient. 2.DC voltage: The output voltage set at point measure by plug terminal & 50% load. 3.Ripple & noise are measured at 20MHz by using a 12" twisted pair terminated with a 0.1uf & 47uf capacitor. 4.Tolerance: includes set up tolerance, line regulation, load regulation. 5.Line regulation is measured from low line to high line at rated load. 6.Load regulation is measured from 0% to 100% rated load 7.Efficiency is measured at 230VAC. 8.The power supply is considered a component which will be installed into a final equipment. The final equipment must be re-confirmed that it still meets EMC directives.								

## Mechanical Specification

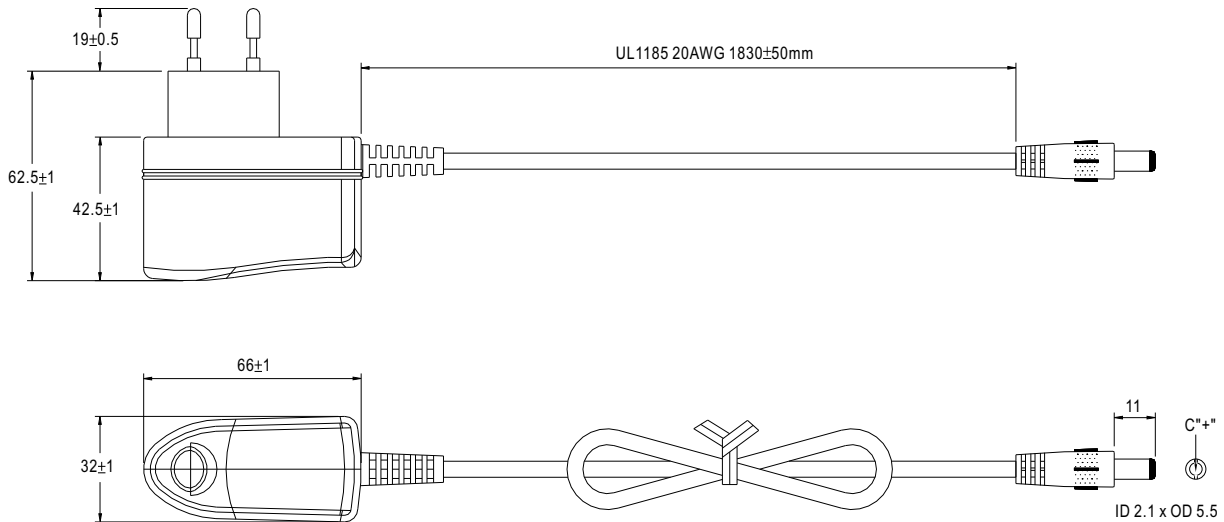
Unit:mm



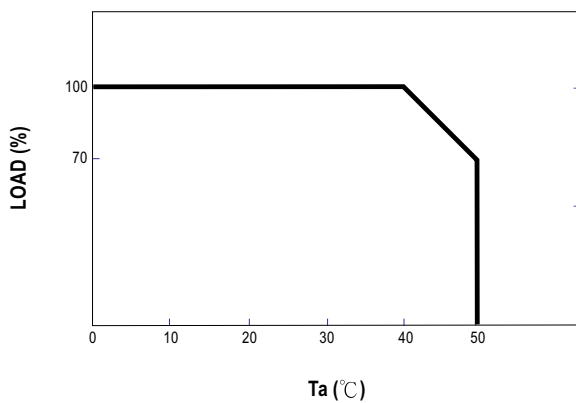
## Plug Assignment

Standard plug: P1J (option)

P1J	
P/N	OUTPUT
CENTER	+



## Derating Curve



## Static Characteristics

