

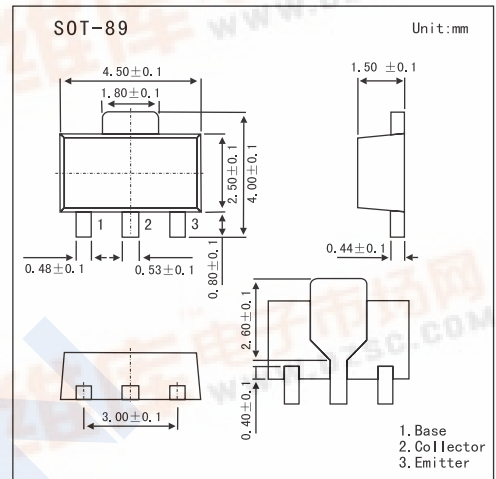
SMD Type Transistors

High Voltage Switching Applications

2SA1200

Features

- High Voltage :  $V_{CE0} = -150V$
- High Transition Frequency :  $f_T = 120MHz$ (typ.)
- Small Flat Package
- Complementary to 2SC2880



Absolute Maximum Ratings  $T_a = 25^\circ C$

Parameter	Symbol	Rating	Unit
Collector-Emitter Voltage	$V_{CE0}$	-150	V
Collector-Base Voltage	$V_{CB0}$	-150	V
Emitter-Base Voltage	$V_{EB0}$	-5	V
Collector Current	$I_C$	-50	mA
Base Current	$I_B$	-10	mA
Collector Power Dissipation	$P_C$	500	mW
Jumction temperature	$T_j$	150	$^\circ C$
Storage temperature	$T_{stg}$	-55 to +150	$^\circ C$

Electrical Characteristics  $T_a = 25^\circ C$

Parameter	Symbol	Testconditons	Min	Typ	Max	Unit
Emitter Cut-off Current	$I_{E0}$	$V_{EB} = -5V, I_C = 0$			-0.1	$\mu A$
Collector Cut-off Current	$I_{C0}$	$V_{CB} = -150V, I_E = 0$			-0.1	$\mu A$
DC Current Gain	$h_{FE}$	$V_{CE} = -5V, I_C = -10mA$	70		240	
Collector-Emitter Saturation Voltage	$V_{CE(sat)}$	$I_C = -10mA, I_B = -1mA$			-0.8	V
Base-Emitter Voltage	$V_{BE}$	$V_{CE} = -5V, I_C = -30mA$			-0.9	V
Transtion Frequency	$f_T$	$V_{CE} = -30V, I_C = -10mA$		120		MHz
Collector Output Capacitance	$C_{ob}$	$V_{CB} = -10V, I_E = 0, f = 1MHz$		4.0	5.0	pF

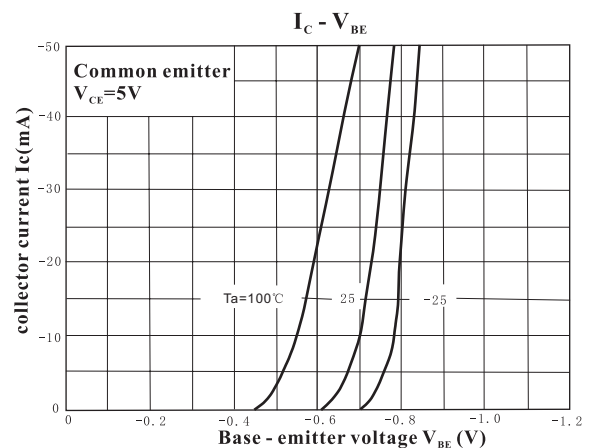
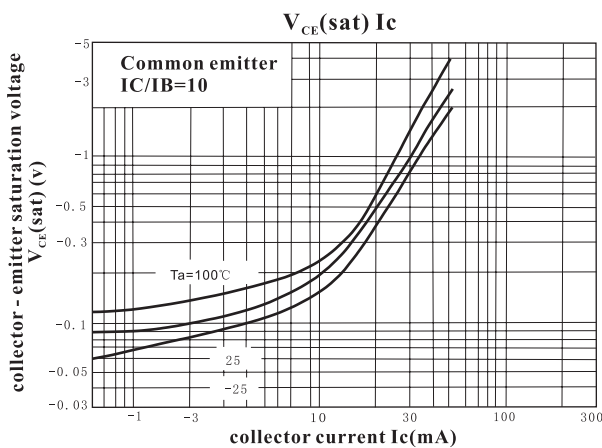
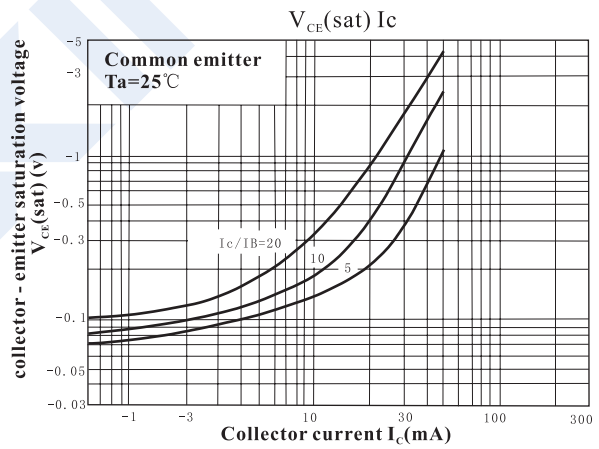
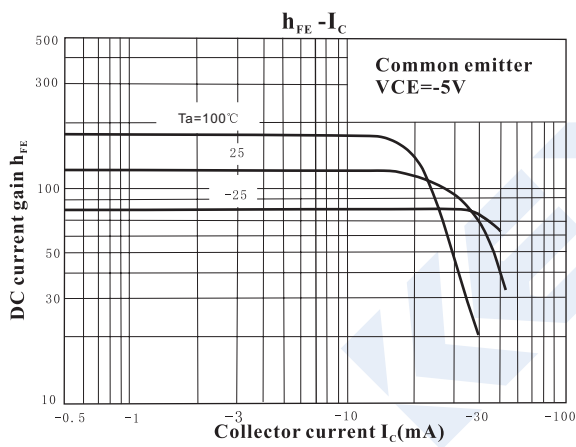
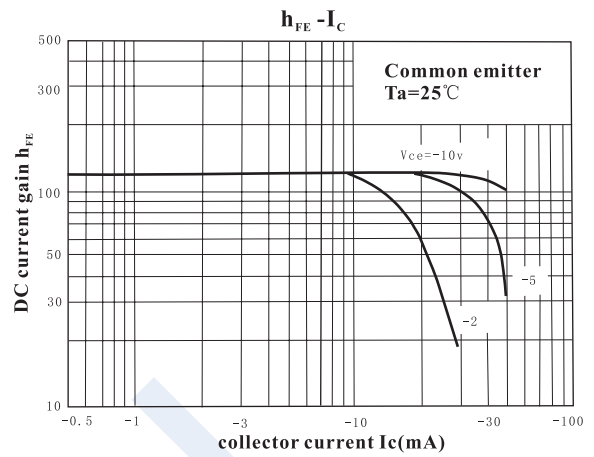
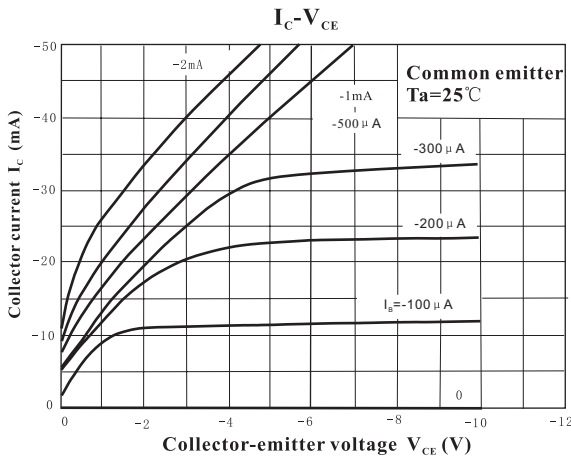
hFE Classification

Marking	B	
	O	Y
Rank hFE	70~140	120~240



# 2SA1200

## Electrical Characteristics Curves



2SA1200

