

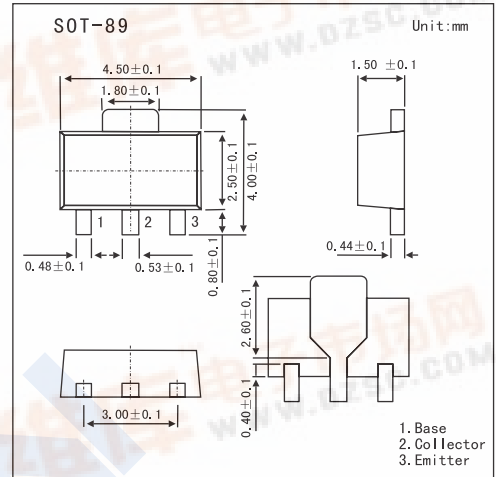
SMD Type Transistors

High Voltage Drive Applications

2SA1368

Features

- High Voltage $V_{CE0} = -100V$
- High Collector Current ($I_{CM} = -800mA$)
- High Collector Dissipation $P_c = 500mW$
- Small Package For Mounting
- Complementary to 2SC3438



Absolute Maximum Ratings $T_a = 25^\circ C$

Parameter	Symbol	Rating	Unit
Collector-Base Voltage	V_{CBO}	-100	V
Collector-Emitter Voltage	V_{CEO}	-100	V
Emitter-Base Voltage	V_{EBO}	-5	V
Collector Current	I_c	-500	mA
Peak Collector Current	I_{CM}	-800	mA
Collector Power Dissipation	P_c	500	mW
Jumction temperature	T_j	150	$^\circ C$
Storage temperature Range	T_{stg}	-55 to +150	$^\circ C$

Electrical Characteristics $T_a = 25^\circ C$

Parameter	Symbol	Testconditons	Min	Typ	Max	Unit
Collector Cut-off Current	I_{CBO}	$V_{CB} = -50V, I_E = 0$			-0.5	μA
Emitter Cut-off Current	I_{EBO}	$V_{EB} = -2V, I_C = 0$			-0.5	μA
Collector-Emitter Breakdown Voltage	$V_{(BR)CEO}$	$I_C = -1mA, R_{BE} = \infty$	-100			V
Collector-Base Breakdown Voltage	$V_{(BR)CBO}$	$I_C = -10\mu A, I_E = 0$	-100			V
Emitter-Base Breakdown Voltage	$V_{(BR)EBO}$	$I_E = -10\mu A, I_C = 0$	-5			V
DC Current Gain	h_{FE}	$V_{CE} = -10V, I_C = -10mA$	55		300	
Collector-Emitter Saturation Voltage	$V_{CE(sat)}$	$I_C = -150mA, I_B = -15mA$		-0.15	-0.5	V
Transition Frequency	f_T	$V_{CE} = -10V, I_E = 10mA$		130		MHz
Collector Output Capacitance	C_{ob}	$V_{CB} = -10V, I_E = 0, f = 1MHz$		11		pF

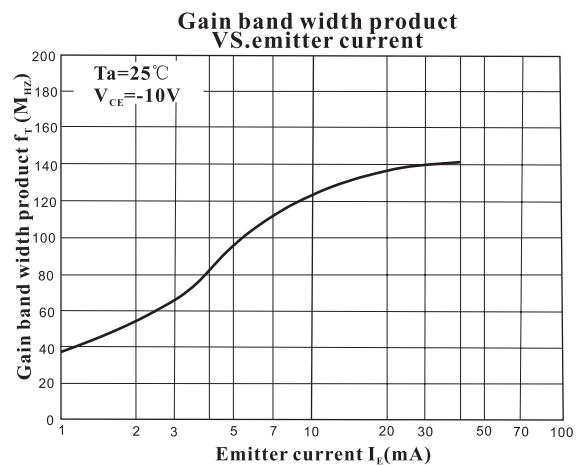
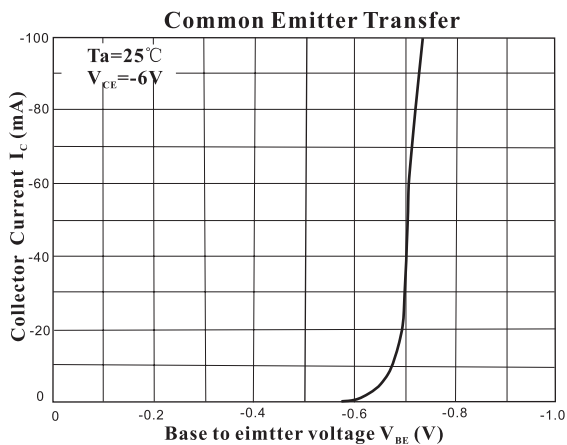
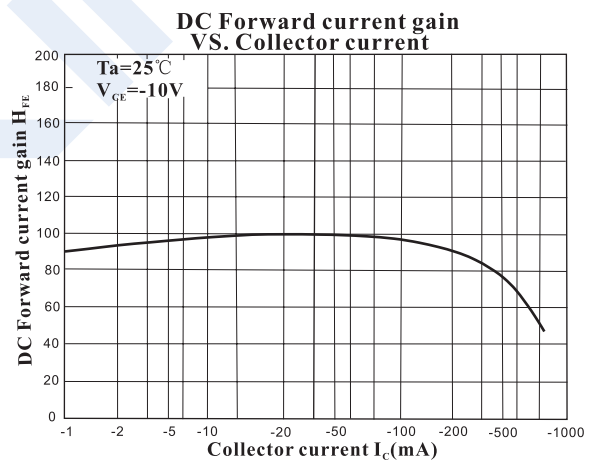
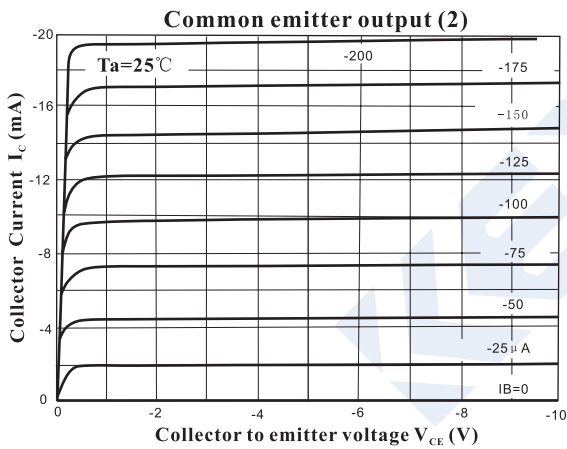
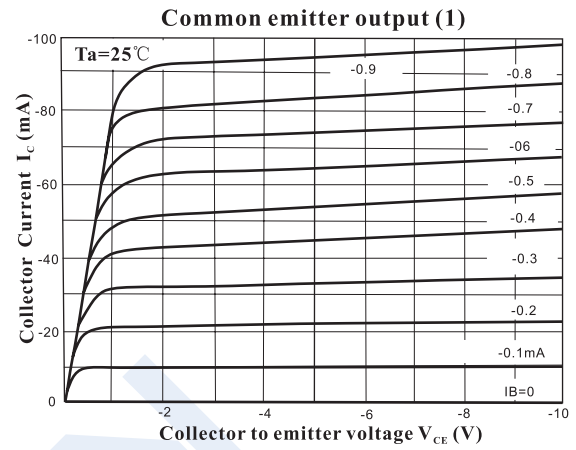
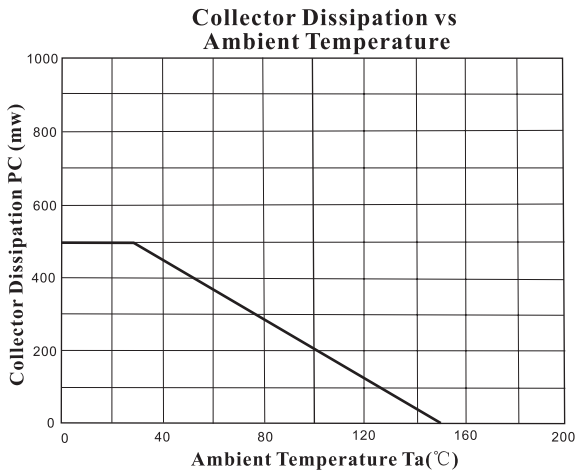
hFE Classification

Marking	E		
	C	D	E
Rank			
h_{FE}	55 ~ 110	90 ~ 180	150 ~ 300



2SA1368

■ Electrical Characteristics Curves



2SA1368

