

Silicon NPN Power Transistors

2SC1212 2SC1212A

DESCRIPTION

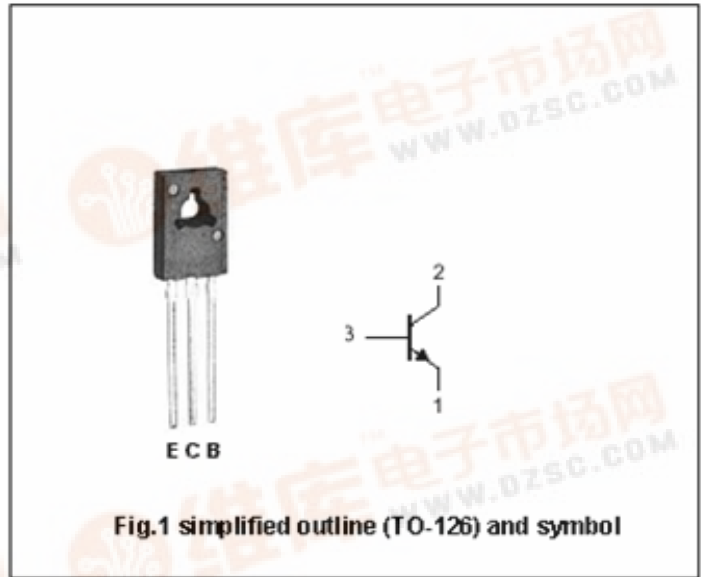
- With TO-126 package
- Complement to type 2SA743/743A

APPLICATIONS

- For low frequency power amplifier applications

PINNING

PIN	DESCRIPTION
1	Emitter
2	Collector;connected to mounting base
3	Base



Absolute maximum ratings(Ta=25)

SYMBOL	PARAMETER	CONDITIONS	VALUE	UNIT
V _{CBO}	Collector-base voltage	2SC1212	50	V
		2SC1212A	80	
V _{CEO}	Collector- emitter voltage	2SC1212	50	V
		2SC1212A	80	
V _{EBO}	Emitter-base voltage	Open collector	4	V
I _C	Collector current		1	A
P _D	Total power dissipation	T _a =25	0.75	W
		T _C =25	8	
T _j	Junction temperature		150	
T _{stg}	Storage temperature		-55 ~ +150	

Silicon NPN Power Transistors

2SC1212 2SC1212A

CHARACTERISTICS

T_j=25 unless otherwise specified

SYMBOL	PARAMETER	CONDITIONS	MIN	TYP.	MAX	UNIT
V _{(BR)CEO}	Collector-emitter breakdown voltage	2SC1212	I _C =10mA ; R _{BE} =	50		V
		2SC1212A		80		
V _{(BR)CBO}	Collector-base breakdown voltage	2SC1212	I _C =1mA ; I _E =0	50		V
		2SC1212A		80		
V _{(BR)EBO}	Emitter-base breakdown voltage	I _E =1mA ; I _C =0	4			V
V _{CEsat}	Collector-emitter saturation voltage	I _C =1A ; I _B =0.1A			1.5	V
V _{BE}	Base-emitter voltage	I _C =50mA ; V _{CE} =4V			1.0	V
I _{CBO}	Collector cut-off current	V _{CB} =50V ; I _E =0			5	μA
h _{FE-1}	DC current gain	I _C =50mA ; V _{CE} =4V	60		200	
h _{FE-2}	DC current gain	I _C =1A ; V _{CE} =4V	20			
f _T	Transition frequency	I _C =30mA ; V _{CE} =4V		160		MHz

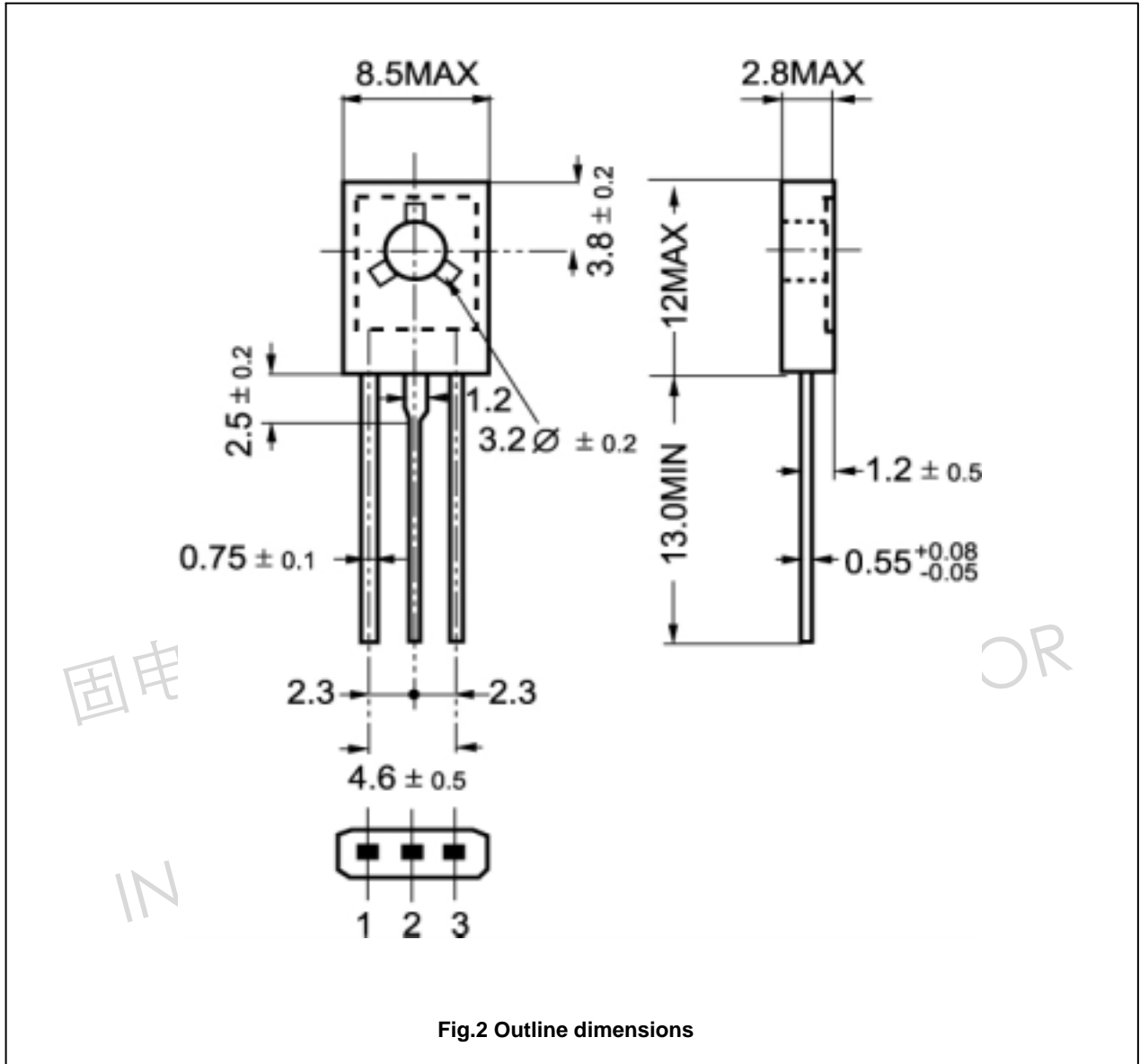
◆ h_{FE-1} Classifications

B	C
60-120	100-200

Silicon NPN Power Transistors

2SC1212 2SC1212A

PACKAGE OUTLINE



Silicon NPN Power Transistors

2SC1212 2SC1212A

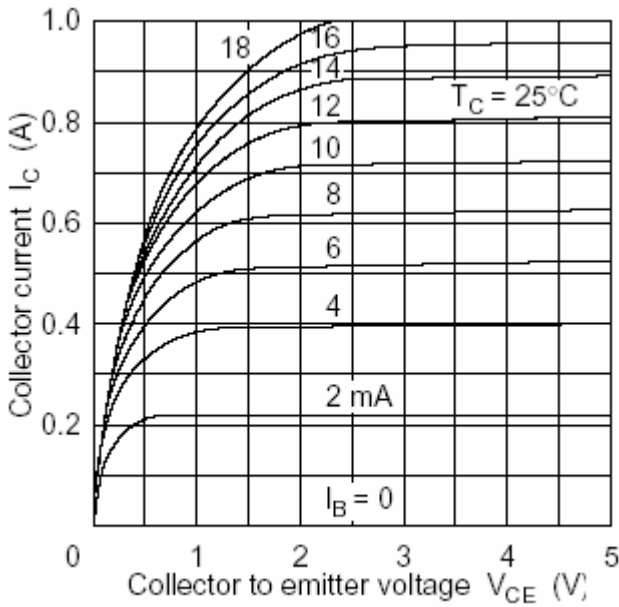


Fig.3 Static Characteristic

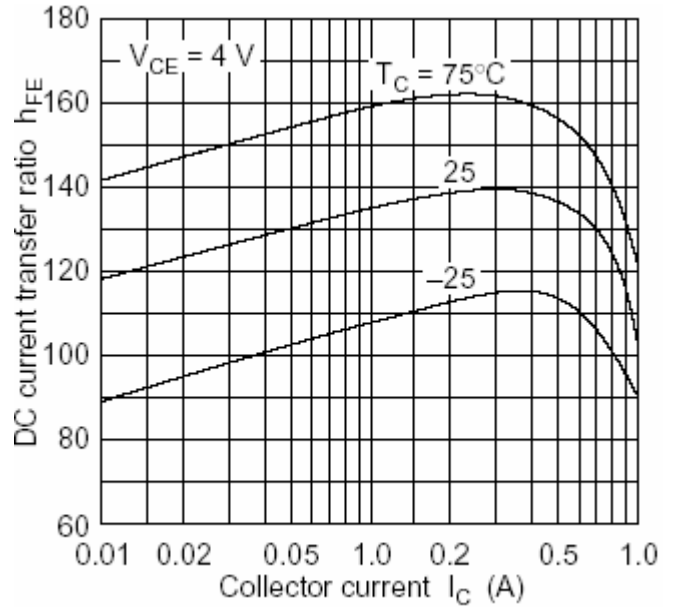


Fig.4 DC current Gain

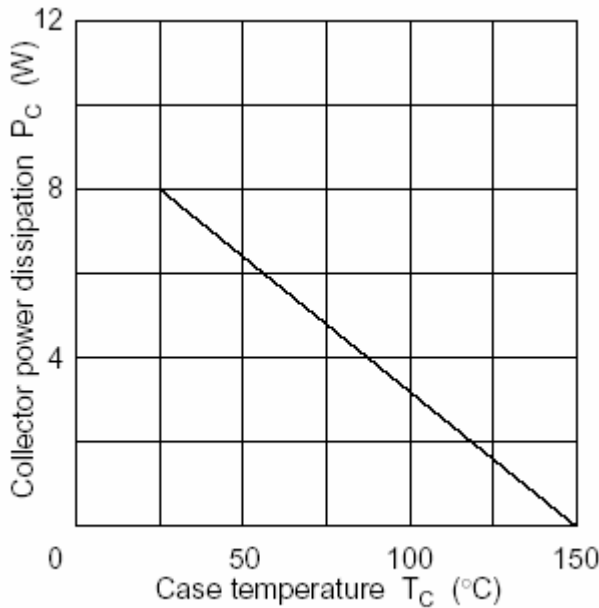


Fig.5 Power Derating