

Inchange Semiconductor

Product Specification

Silicon NPN Power Transistors

2SC3637

DESCRIPTION


- With TO-3PN package
- High voltage ,high speed
- High reliability

APPLICATIONS

- Ultrahigh-definition CRT display horizontal deflection output applications

PINNING

PIN	DESCRIPTION
1	Base
2	Collector;connected to mounting base
3	Emitter



Absolute maximum ratings(Ta=)

SYMBOL	PARAMETER	CONDITIONS	VALUE	UNIT
V _{CBO}	Collector-base voltage	Open emitter	900	V
V _{CEO}	Collector-emitter voltage	Open base	500	V
V _{EBO}	Emitter-base voltage	Open collector	7	V
I _C	Collector current		10	A
I _{CM}	Collector current-peak		20	A
P _C	Collector power dissipation	T _C =25	90	W
T _j	Junction temperature		150	
T _{stg}	Storage temperature		-55~150	

Silicon NPN Power Transistors

2SC3637

CHARACTERISTICS

T_j=25 unless otherwise specified

SYMBOL	PARAMETER	CONDITIONS	MIN	TYP.	MAX	UNIT
V _{CEQ(SUS)}	Collector-emitter sustaining voltage	I _C =100mA ; I _B =0	500			V
V _{CEsat}	Collector-emitter saturation voltage	I _C =5A ; I _B =1A			2.0	V
V _{BEsat}	Base-emitter saturation voltage	I _C =5A ; I _B =1A			1.5	V
I _{CBO}	Collector cut-off current	V _{CB} =500V; I _E =0			10	μ A
I _{CES}	Collector cut-off current	V _{CE} =900V; R _{BE} =0			0.5	mA
I _{EBO}	Emitter cut-off current	V _{EB} =5V; I _C =0			1.0	mA
h _{FE}	DC current gain	I _C =1A ; V _{CE} =5V	8			

Switching times

t _s	Storage time	V _{CC} =200V; I _C =5A; I _{B1} =1A; I _{B2} =-2A			3.0	μ s
t _f	Fall time			0.1	0.2	μ s

Silicon NPN Power Transistors

2SC3637

PACKAGE OUTLINE

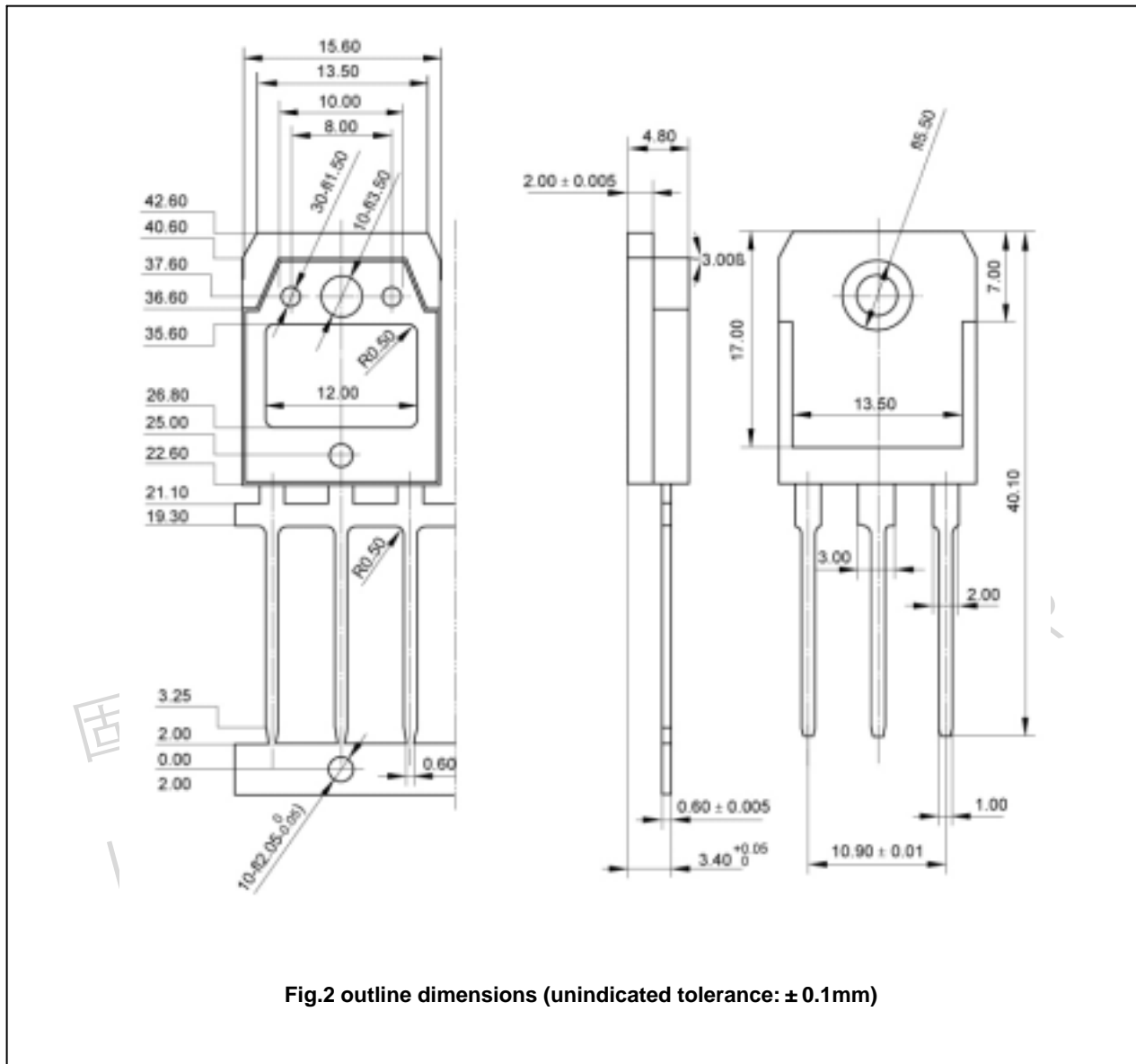


Fig.2 outline dimensions (unindicated tolerance: ± 0.1mm)

Silicon NPN Power Transistors

2SC3637

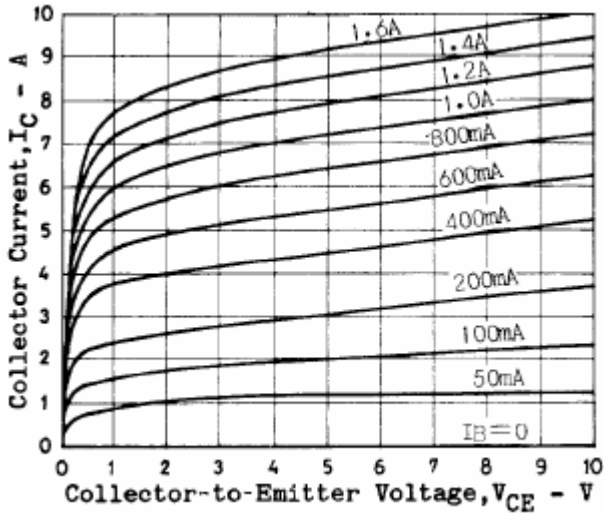


Fig.3 Static Characteristic

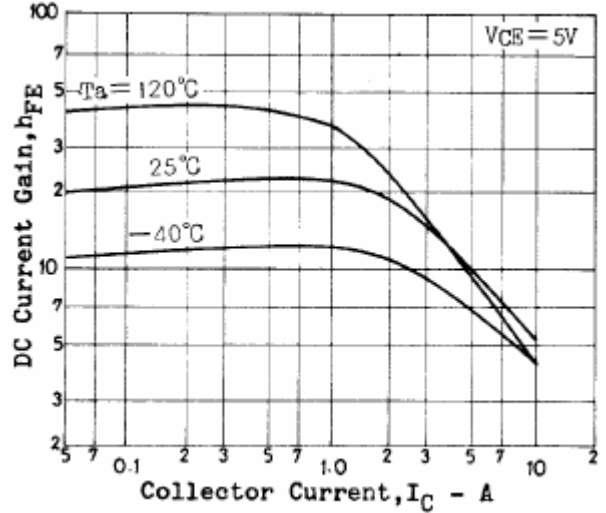


Fig.4 DC current Gain

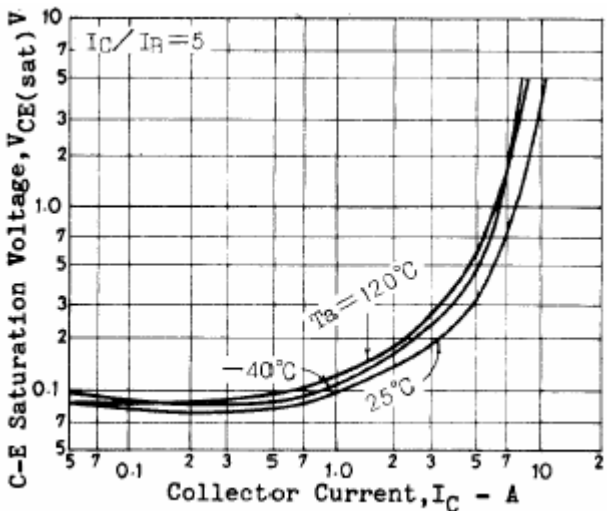


Fig.5 Collector-Emitter Saturation Voltage

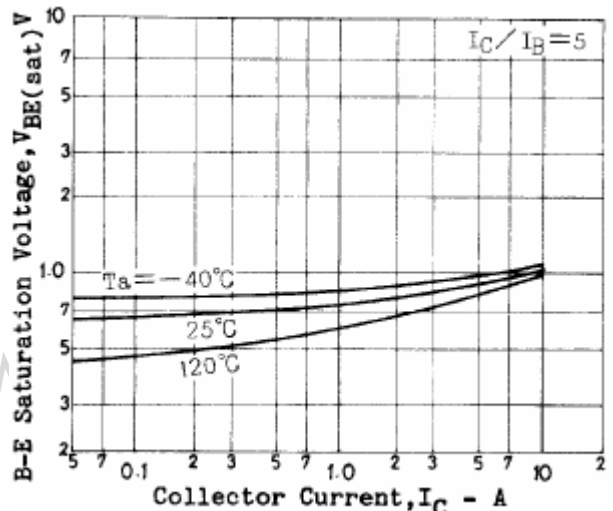


Fig.6 Base-Emitter Saturation Voltage

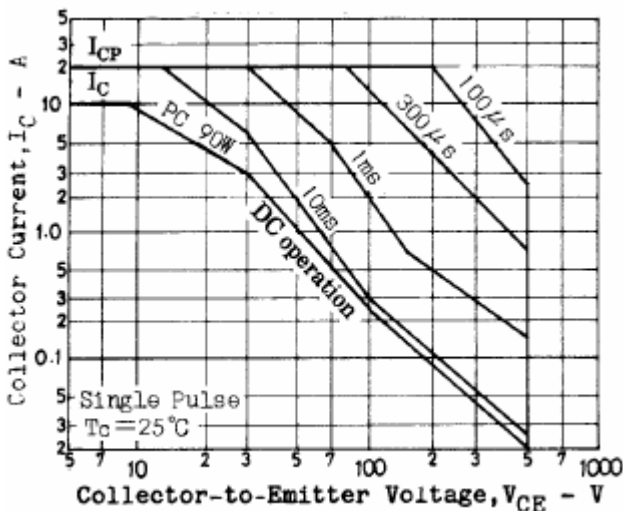


Fig.7 Safe Operating Area