

Silicon NPN Power Transistors

2SC4509

DESCRIPTION


- With TO-3PML package
- High voltage ,high speed switching
- Low collector saturation voltage

APPLICATIONS

- Switching regulators
- DC-DC convertors
- Solid state relay
- General purpose power amplifiers

PINNING

PIN	DESCRIPTION
1	Base
2	Collector
3	Emitter



Absolute maximum ratings(Tc=25 )

SYMBOL	PARAMETER	CONDITIONS	VALUE	UNIT
$V_{CBO}$	Collector-base voltage	Open emitter	500	V
$V_{CEO}$	Collector-emitter voltage	Open base	400	V
$V_{EBO}$	Emitter-base voltage	Open collector	10	V
$I_C$	Collector current		10	A
$I_B$	Base current		3	A
$P_C$	Collector power dissipation	$T_C=25$	80	W
$T_j$	Junction temperature		150	
$T_{stg}$	Storage temperature		-55~150	

THERMAL CHARACTERISTICS

SYMBOL	PARAMETER	MAX	UNIT
$R_{th\ j-c}$	Thermal resistance junction case	1.56	/W

## Silicon NPN Power Transistors

## 2SC4509

## CHARACTERISTICS

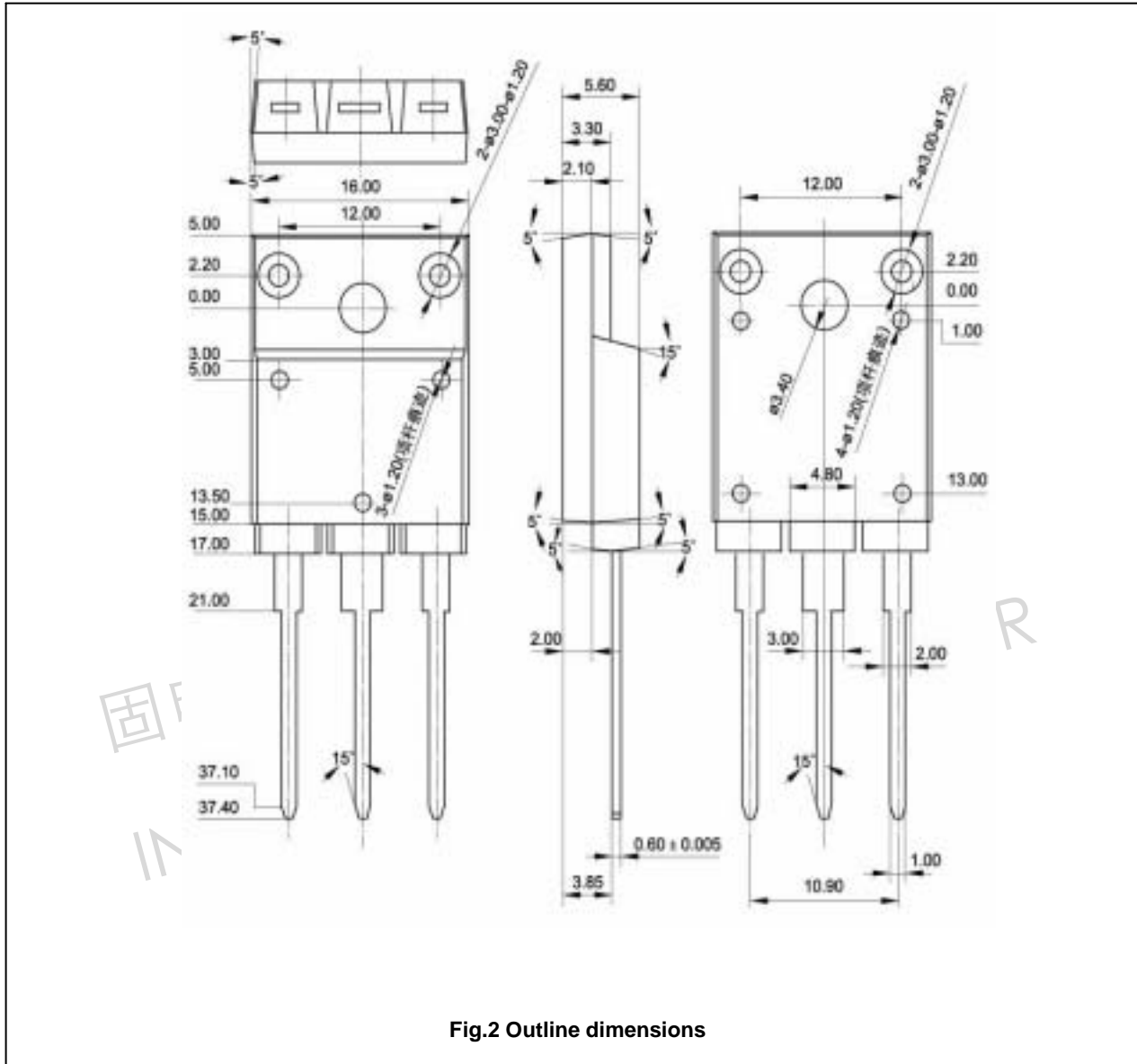
T<sub>j</sub>=25 unless otherwise specified

SYMBOL	PARAMETER	CONDITIONS	MIN	TYP.	MAX	UNIT
V <sub>(BR)CBO</sub>	Collector-base breakdown voltage	I <sub>C</sub> =1mA; I <sub>E</sub> =0	500			V
V <sub>CEO(SUS)</sub>	Collector-emitter sustaining voltage	I <sub>C</sub> =0.2A; I <sub>B</sub> =0	400			V
V <sub>(BR)EBO</sub>	Emitter-base breakdown voltage	I <sub>E</sub> =1mA; I <sub>C</sub> =0	10			V
V <sub>CEsat</sub>	Collector-emitter saturation voltage	I <sub>C</sub> =4A; I <sub>B</sub> =0.8A			0.8	V
V <sub>BEsat</sub>	Base-emitter saturation voltage	I <sub>C</sub> =4A; I <sub>B</sub> =0.8A			1.2	V
I <sub>CBO</sub>	Collector cut-off current	V <sub>CB</sub> =450V; I <sub>E</sub> =0			100	μA
I <sub>EBO</sub>	Emitter cut-off current	V <sub>EB</sub> =10V; I <sub>C</sub> =0			100	μA
h <sub>FE</sub>	DC current gain	I <sub>C</sub> =1A; V <sub>CE</sub> =5V	25		65	
Switching times						
t <sub>on</sub>	Turn-on time	I <sub>C</sub> =5A; R <sub>L</sub> =30 I <sub>B1</sub> =0.5A; I <sub>B2</sub> =-1A Pw = 20 μs; Duty 2%			1.0	μs
t <sub>stg</sub>	Storage time				2.5	μs
t <sub>f</sub>	Fall time				0.5	μs

Silicon NPN Power Transistors

2SC4509

PACKAGE OUTLINE



Silicon NPN Power Transistors

2SC4509

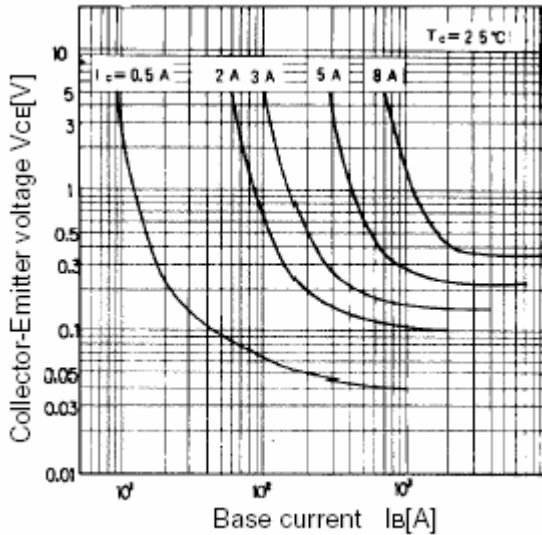


Fig.3 Static Characteristic

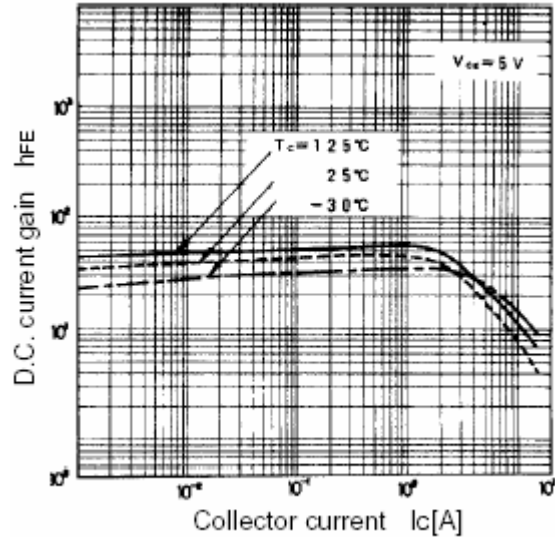


Fig.4 DC current Gain

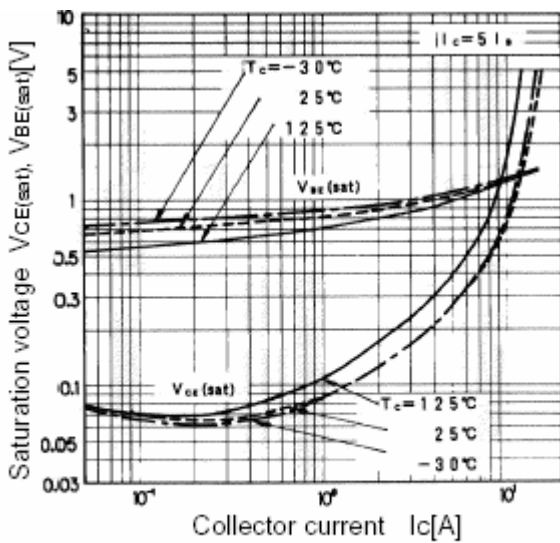


Fig.5 Base-Emitter Saturation Voltage  
Collector-Emitter Saturation Voltage

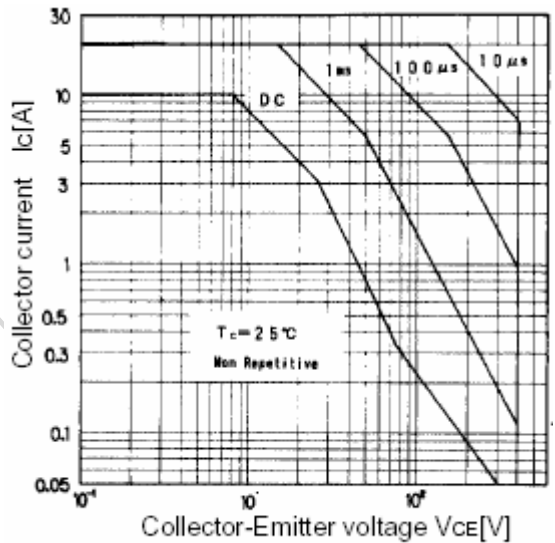


Fig.6 Safe Operating Area