

TLP150CJ Enclosure

Installation Notes

TLP150CJ • Cover Accessory Kit

TLP150CJ will fit the TLP150 power supplies.

Materials

- 1 Base
- 1 Cover
- 4 M3X6mm Pan head screws
with spring washer
- 4 M3X6mm countersunk
screws
- 1 M4 nut
- 1 M4 star washer
- 1 M4 spring washer
- 1 Plastic insulator sheet

6-32 PAN HEAD SCREW
WITH WASHER
0.25 LONG (4X)

CHASSIS

COVER

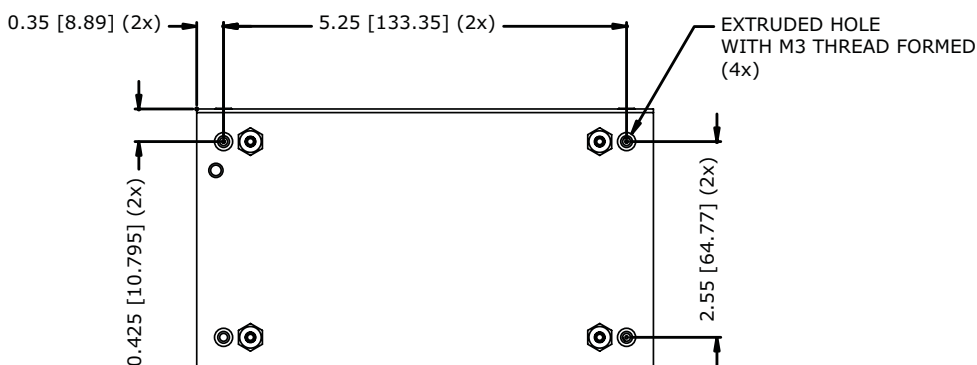
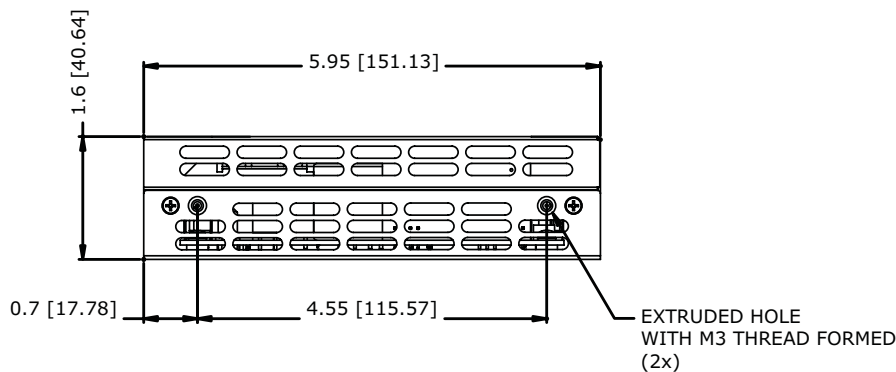
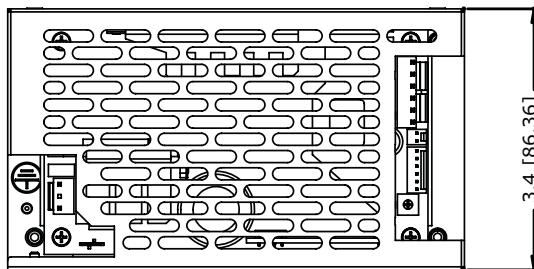
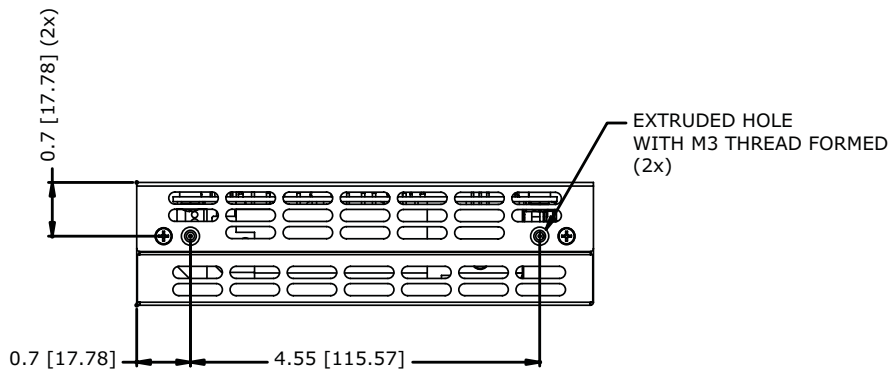
Rev. 09.04.07
TLP150CJ Enclosure
1 of 2

INSULATOR

4-40 C'SINK SCREW
WITH 0.25 LONG (4X)

Installation Instructions and Notes

1. Place the insulator over the chassis as shown.
2. Place TLP150 power supply over the insulator as shown.
3. Align the 4x power supply to the chassis standoff.
4. Secure 4 pan head screws with washer provided with in kit as shown.
5. Place the cover over TLP150 power supply as shown.
6. Align the 4x cover to the U-bracket countersink holes.
7. Secure 4 countersink screws provided with in kit as shown.
8. Overall dimensions: 5.95 (151.13) x 3.4 (86.36) x 1.6 (40.64).
9. Base plate has two sets of customer mountings:
 - a. Bottom mounting (4X) M3 inserts. Max. screw penetration 0.0787 (2mm)
 - b. Side mounting (4X) M3 inserts. Max. screw penetration 0.236 (6mm)
10. Ensure insulator is correctly fitted in base under PCB to maintain safety creepage and clearances.
11. Ensure base is firmly connected to supply earth via the earth stud marked Ⓢ
12. When using this enclosure, ensure that relevant safety standards (e.g. EN60950) are complied with, in respect to creepage and clearance distances, and distances through insulation.
13. All dimensions are in inches (mm)



Americas

5810 Van Allen Way
Carlsbad, CA 92008
USA
Telephone: +1 760 930 4600
Facsimile: +1 760 930 0698

Europe (UK)

Waterfront Business Park
Merry Hill, Dudley
West Midlands, DY5 1LX
United Kingdom
Telephone: +44 (0) 1384 842 211
Facsimile: +44 (0) 1384 843 355

Asia (HK)

16th - 17th Floors, Lu Plaza
2 Wing Yip Street, Kwun Tong
Kowloon, Hong Kong
Telephone: +852 2176 3333
Facsimile: +852 2176 3888

For global contact, visit:

www.astecpower.com

www.artesyn.com

technicalsupport@astec.com

technicalsupport@artesyn.com

While every precaution has been taken to ensure accuracy and completeness in this literature, Emerson Network Power assumes no responsibility, and disclaims all liability for damages resulting from use of this information or for any errors or omissions.

Emerson Network Power.

The global leader in enabling business-critical continuity.

- AC Power
- Connectivity
- DC Power
- Embedded Power**
- Inbound Power
- Integrated Cabinet Solutions
- Outside Plant
- Precision Cooling
- Site Monitoring and Services

EmersonNetworkPower.com