

Inchange Semiconductor

Product Specification

Silicon NPN Power Transistors

2SC4130

DESCRIPTION


- With TO-220F package
- High voltage.
- High speed switching

APPLICATIONS

- For switching regulator and general purpose applications

PINNING

PIN	DESCRIPTION
1	Base
2	Collector
3	Emitter



Absolute maximum ratings (Ta=25°C)

SYMBOL	PARAMETER	CONDITIONS	VALUE	UNIT
V _{CB0}	Collector-base voltage	Open emitter	500	V
V _{CEO}	Collector-emitter voltage	Open base	400	V
V _{EBO}	Emitter-base voltage	Open collector	10	V
I _c	Collector current		7	A
I _{CM}	Collector current-peak		14	A
P _c	Collector dissipation	T _c =25°C	30	W
T _j	Junction temperature		150	°C
T _{stg}	Storage temperature		-55~150	°C

Silicon NPN Power Transistors

2SC4130

CHARACTERISTICS

T_j=25°C unless otherwise specified

SYMBOL	PARAMETER	CONDITIONS	MIN	TYP.	MAX	UNIT
V _{(BR)CEO}	Collector-emitter breakdown voltage	I _C =25mA ; I _B =0	400			V
V _{CEsat}	Collector-emitter saturation voltage	I _C =3A ; I _B =0.6A			0.5	V
V _{BEsat}	Base-emitter saturation voltage	I _C =3A ; I _B =0.6A			1.3	V
I _{CBO}	Collector cut-off current	V _{CB} =500V; I _E =0			100	μ A
I _{EBO}	Emitter cut-off current	V _{EB} =10V; I _C =0			100	μ A
h _{FE}	DC current gain	I _C =3A ; V _{CE} =4V	10		30	
C _{OB}	Output capacitance	I _E =0; V _{CB} =10V;f=1MHz		50		pF
f _T	Transition frequency	I _E =-0.5A ; V _{CE} =12V		15		MHz

Switching times

t _{on}	Turn-on time	I _C =3A; I _{B1} =0.3A I _{B2} =-0.6A V _{CC} =200V ,R _L =67 Ω			1.0	μ s
t _s	Storage time				2.2	μ s
t _f	Fall time				0.5	μ s

Silicon NPN Power Transistors

2SC4130

PACKAGE OUTLINE

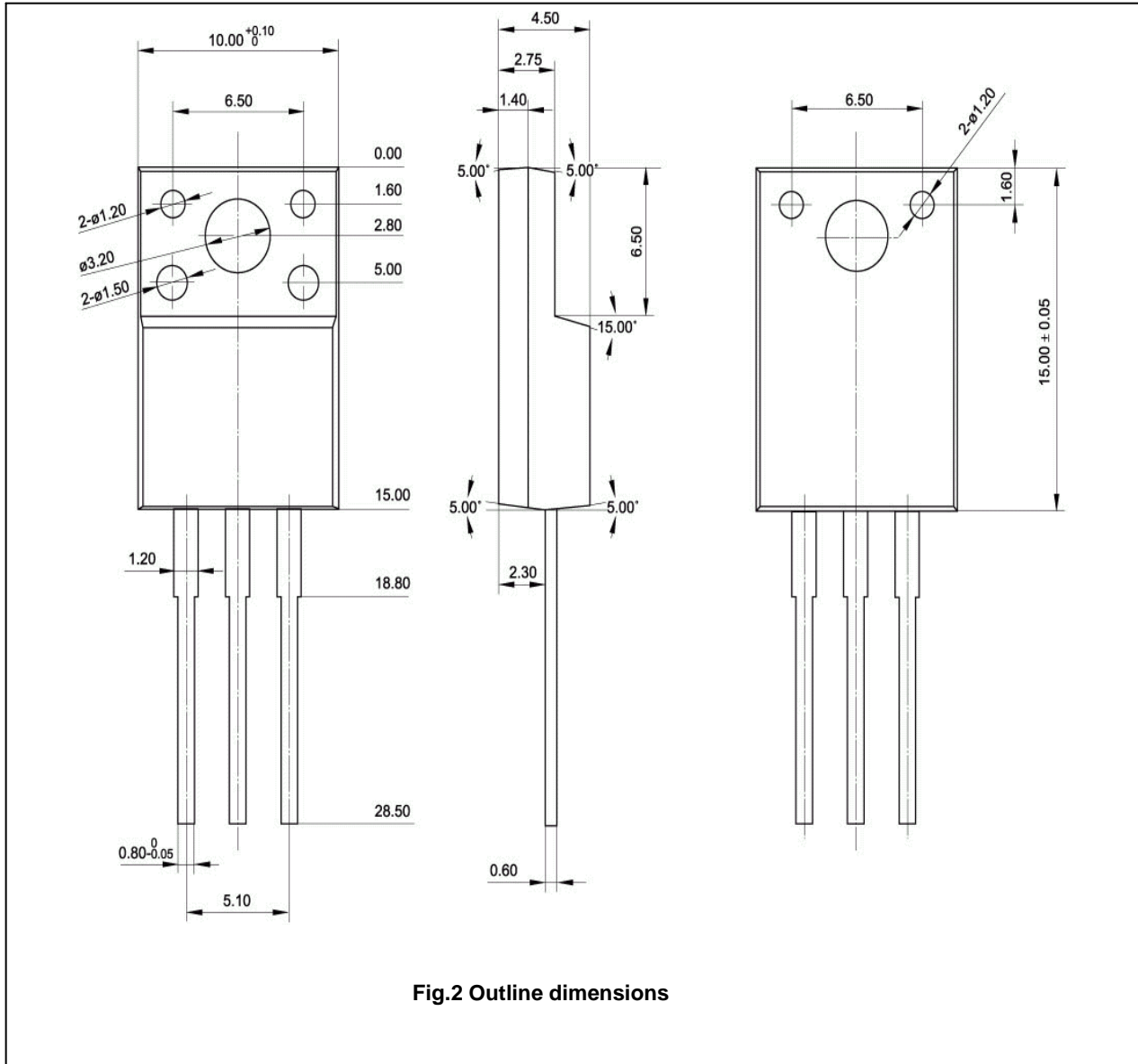


Fig.2 Outline dimensions

Silicon NPN Power Transistors

2SC4130

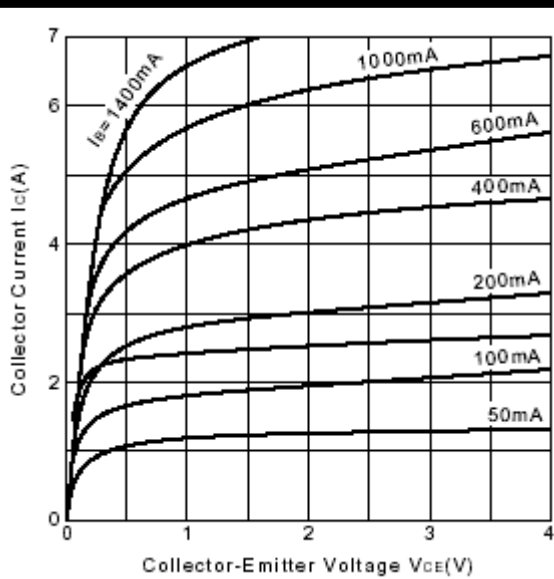


Fig.3 Static Characteristic

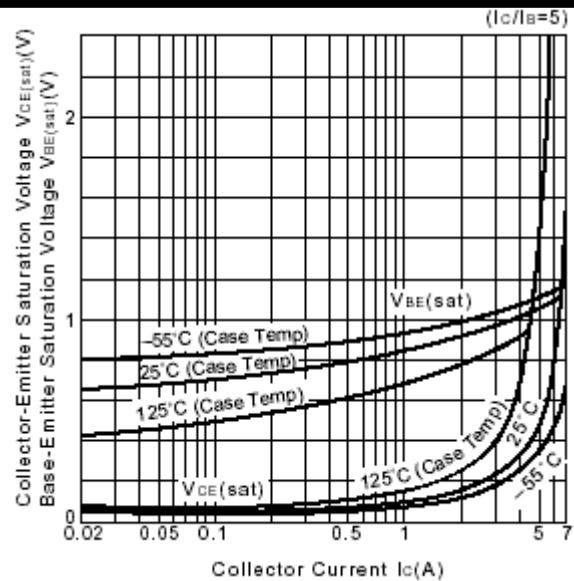


Fig.4 Base-Emitter Saturation Voltage
Collector-Emitter Saturation Voltage

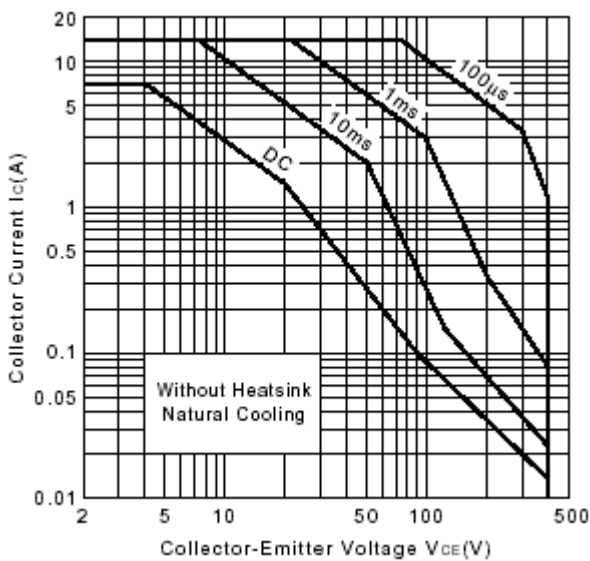


Fig.5 Safe Operating Area

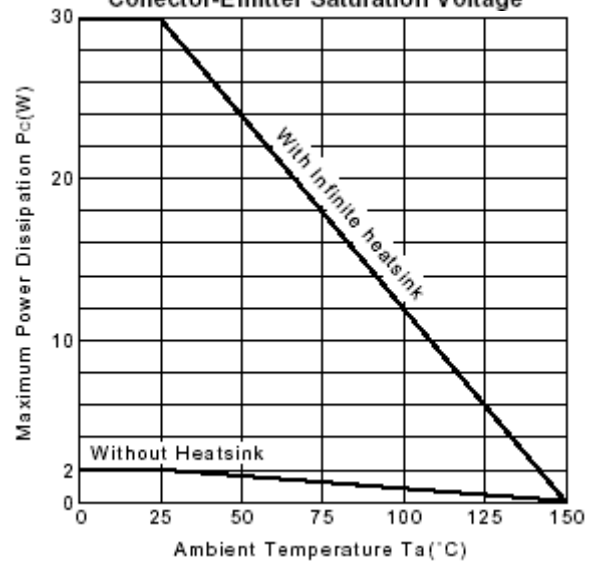


Fig.6 Pc-Ta Derating

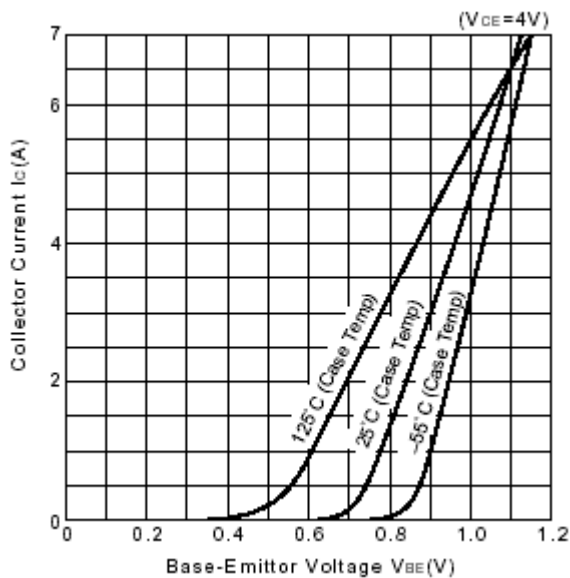


Fig.7 I_C - V_{BE}

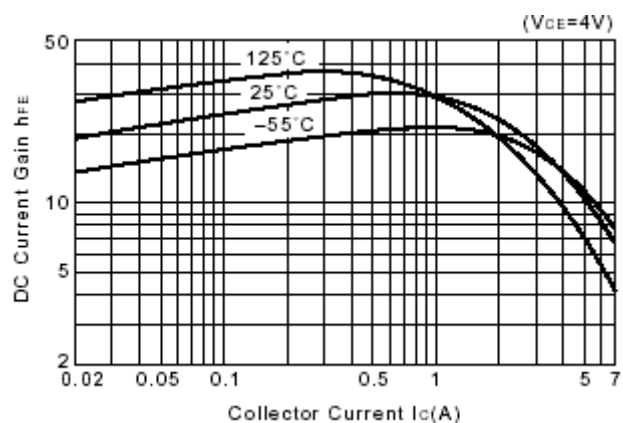


Fig.8 DC current Gain