

Inchange Semiconductor

Product Specification

Silicon NPN Power Transistors

2SC4424

DESCRIPTION

- With TO-3PML package
- High breakdown voltage, high reliability.
- Fast switching speed.
- Wide ASO.

APPLICATIONS

- Switching regulator applications

PINNING

PIN	DESCRIPTION
1	Base
2	Collector
3	Emitter




Fig.1 simplified outline (TO-3PML) and symbol

Absolute maximum ratings(Tc=25°C)

SYMBOL	PARAMETER	CONDITIONS	VALUE	UNIT
$V_{CBO}$	Collector-base voltage	Open emitter	500	V
$V_{CEO}$	Collector-emitter voltage	Open base	400	V
$V_{EBO}$	Emitter-base voltage	Open collector	7	V
$I_C$	Collector current		16	A
$I_{CM}$	Collector current-peak		32	A
$I_B$	Base current		6	A
$P_C$	Collector power dissipation	$T_C=25^\circ C$	60	W
		$T_a=25^\circ C$	3	
$T_j$	Junction temperature		150	$^\circ C$
$T_{stg}$	Storage temperature		-55~150	$^\circ C$

## Silicon NPN Power Transistors

2SC4424

## CHARACTERISTICS

T<sub>j</sub>=25°C unless otherwise specified

SYMBOL	PARAMETER	CONDITIONS	MIN	TYP.	MAX	UNIT
V <sub>(BR)CBO</sub>	Collector-base breakdown voltage	I <sub>C</sub> =1mA; I <sub>E</sub> =0	500			V
V <sub>(BR)CEO</sub>	Collector-emitter breakdown voltage	I <sub>C</sub> =10mA; R <sub>BE</sub> =∞	400			V
V <sub>(BR)EBO</sub>	Emitter-base breakdown voltage	I <sub>E</sub> =1mA; I <sub>C</sub> =0	7			V
V <sub>CEX(SUS)</sub>	Collector-emitter sustaining voltage	I <sub>C</sub> =8A; I <sub>B1</sub> =0.8A; I <sub>B2</sub> =-3.2A; L=200 μ H	400			V
V <sub>CEsat</sub>	Collector-emitter saturation voltage	I <sub>C</sub> =10A; I <sub>B</sub> =2A			0.8	V
V <sub>BEsat</sub>	Base-emitter saturation voltage	I <sub>C</sub> =10A; I <sub>B</sub> =2A			1.5	V
I <sub>CBO</sub>	Collector cut-off current	V <sub>CB</sub> =400V; I <sub>E</sub> =0			10	μ A
I <sub>EBO</sub>	Emitter cut-off current	V <sub>EB</sub> =5V; I <sub>C</sub> =0			10	μ A
h <sub>FE-1</sub>	DC current gain	I <sub>C</sub> =2A ; V <sub>CE</sub> =5V	15		50	
h <sub>FE-2</sub>	DC current gain	I <sub>C</sub> =10A ; V <sub>CE</sub> =5V	10			
h <sub>FE-3</sub>	DC current gain	I <sub>C</sub> =10mA ; V <sub>CE</sub> =5V	10			
f <sub>T</sub>	Transition frequency	I <sub>C</sub> =2A ; V <sub>CE</sub> =10V		20		MHz
C <sub>OB</sub>	Output capacitance	V <sub>CB</sub> =10V; f=1MHz		230		pF

## Switching times

t <sub>on</sub>	Turn-on time	I <sub>C</sub> =12A; R <sub>L</sub> =16.6 Ω I <sub>B1</sub> =2.4A; - I <sub>B2</sub> =4.8A V <sub>CC</sub> =200V			0.5	μ s
t <sub>stg</sub>	Storage time				2.5	μ s
t <sub>f</sub>	Fall time				0.3	μ s

◆ h<sub>FE-1</sub> classifications

L	M	N
15-30	20-40	30-50

Silicon NPN Power Transistors

2SC4424

PACKAGE OUTLINE

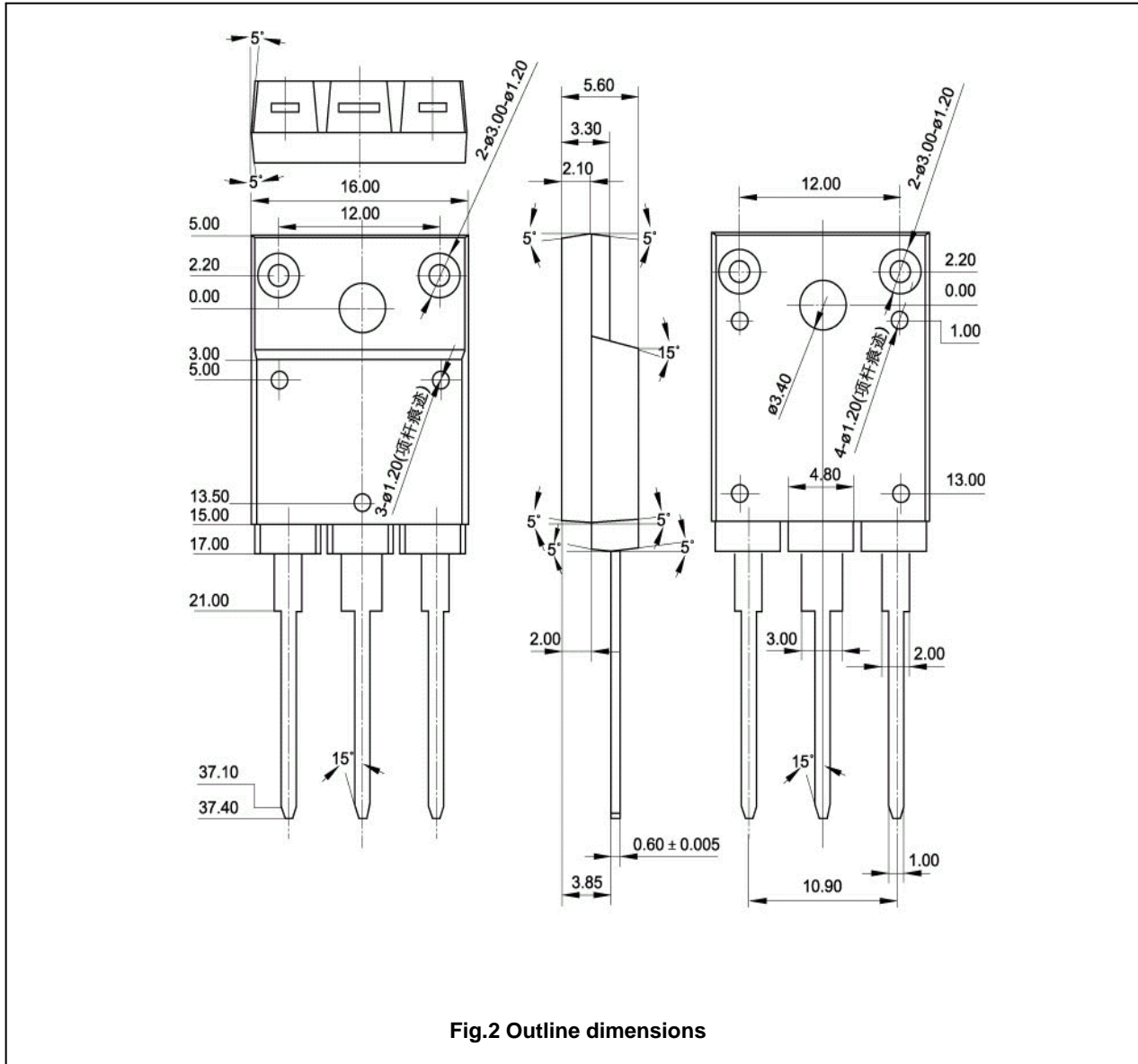


Fig.2 Outline dimensions

Silicon NPN Power Transistors

2SC4424

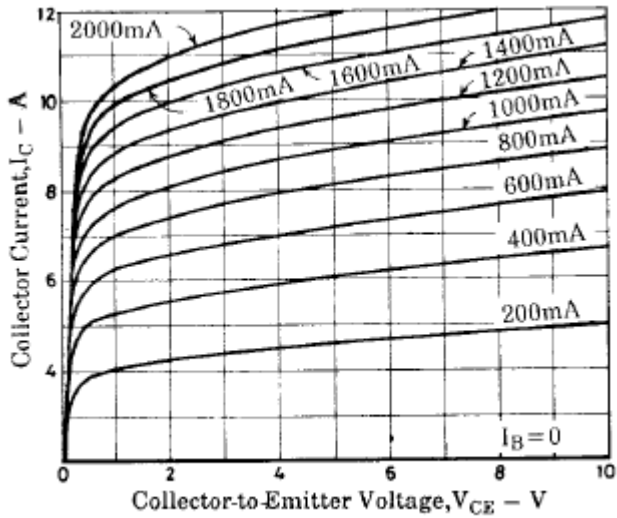


Fig.3 Static Characteristic

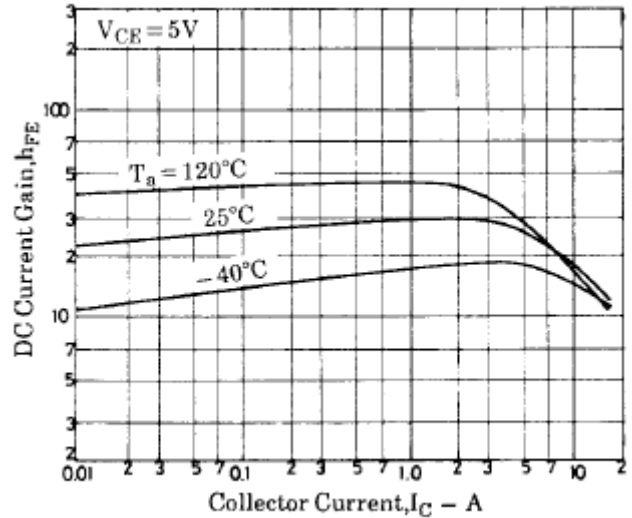


Fig.4 DC current Gain

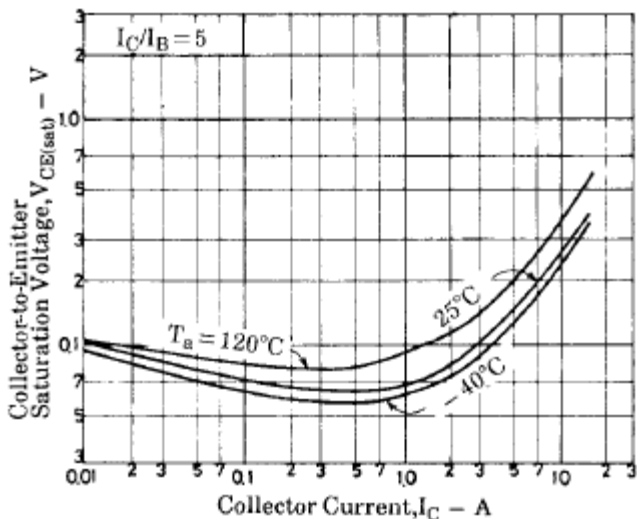


Fig.5 Collector-Emmitter Saturation Voltage

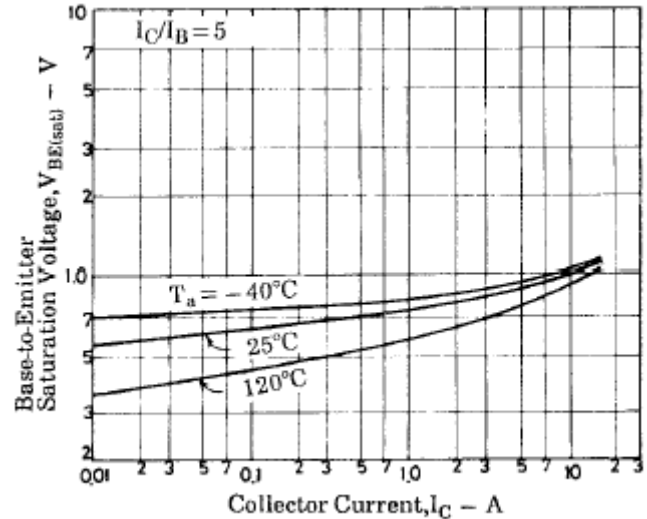


Fig.6 Base-Emmitter Saturation Voltage

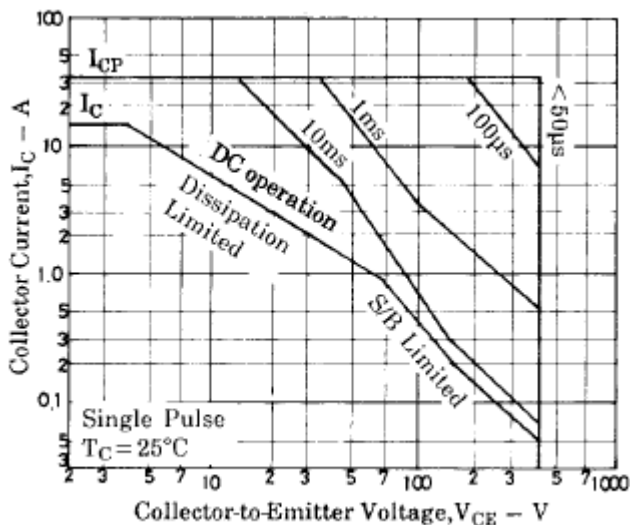


Fig.7 Safe Operating Area