

SavantIC Semiconductor

Product Specification

Silicon PNP Darlington Power Transistors

2SB1559

DESCRIPTION

- With TO-3PN package
- Complement to type 2SD2389

APPLICATIONS

- Audio ,regulator and general purpose

PINNING

PIN	DESCRIPTION
1	Base
2	Collector;connected to mounting base
3	Emitter




Fig.1 simplified outline (TO-3PN) and symbol

Absolute maximum ratings(Ta=□)

SYMBOL	PARAMETER	CONDITIONS	VALUE	UNIT
V _{CBO}	Collector-base voltage	Open emitter	-160	V
V _{CEO}	Collector-emitter voltage	Open base	-150	V
V _{EBO}	Emitter-base voltage	Open collector	-5	V
I _C	Collector current		-8	A
I _B	Base current		-1	A
P _C	Collector power dissipation	T _C =25□	80	W
T _j	Junction temperature		150	□
T _{stg}	Storage temperature		-55~150	□

Silicon PNP Darlington Power Transistors

2SB1559

CHARACTERISTICS

T_j=25°C unless otherwise specified

SYMBOL	PARAMETER	CONDITIONS	MIN	TYP.	MAX	UNIT
V _{(BR)CEO}	Collector-emitter breakdown voltage	I _C =-30mA ; I _B =0	-150			V
V _{CEsat}	Collector-emitter saturation voltage	I _C =-6A ; I _B =-6mA			-2.5	V
V _{BEsat}	Base-emitter saturation voltage	I _C =-6A ; I _B =-6mA			-3.0	V
I _{CBO}	Collector cut-off current	V _{CB} =-160V ; I _E =0			-100	μA
I _{EBO}	Emitter cut-off current	V _{EB} =-5V ; I _C =0			-100	μA
h _{FE}	DC current gain	I _C =-6A ; V _{CE} =-4V	5000			
C _{ob}	Output capacitance	I _E =0 ; V _{CB} =-10V ; f=1MHz		160		pF
f _T	Transition frequency	I _C =1A ; V _{CE} =-12V		65		MHz

Switching times

t _{on}	Turn-on time	I _C =-6A ; R _L =10Ω I _{B1} =- I _{B2} =-6mA V _{CC} =60V		0.7		μs
t _s	Storage time			3.6		μs
t _f	Fall time			0.9		μs

◆ h_{FE} Classifications

O	P	Y
5000-12000	6500-20000	15000-30000

Silicon PNP Darlington Power Transistors

2SB1559

PACKAGE OUTLINE

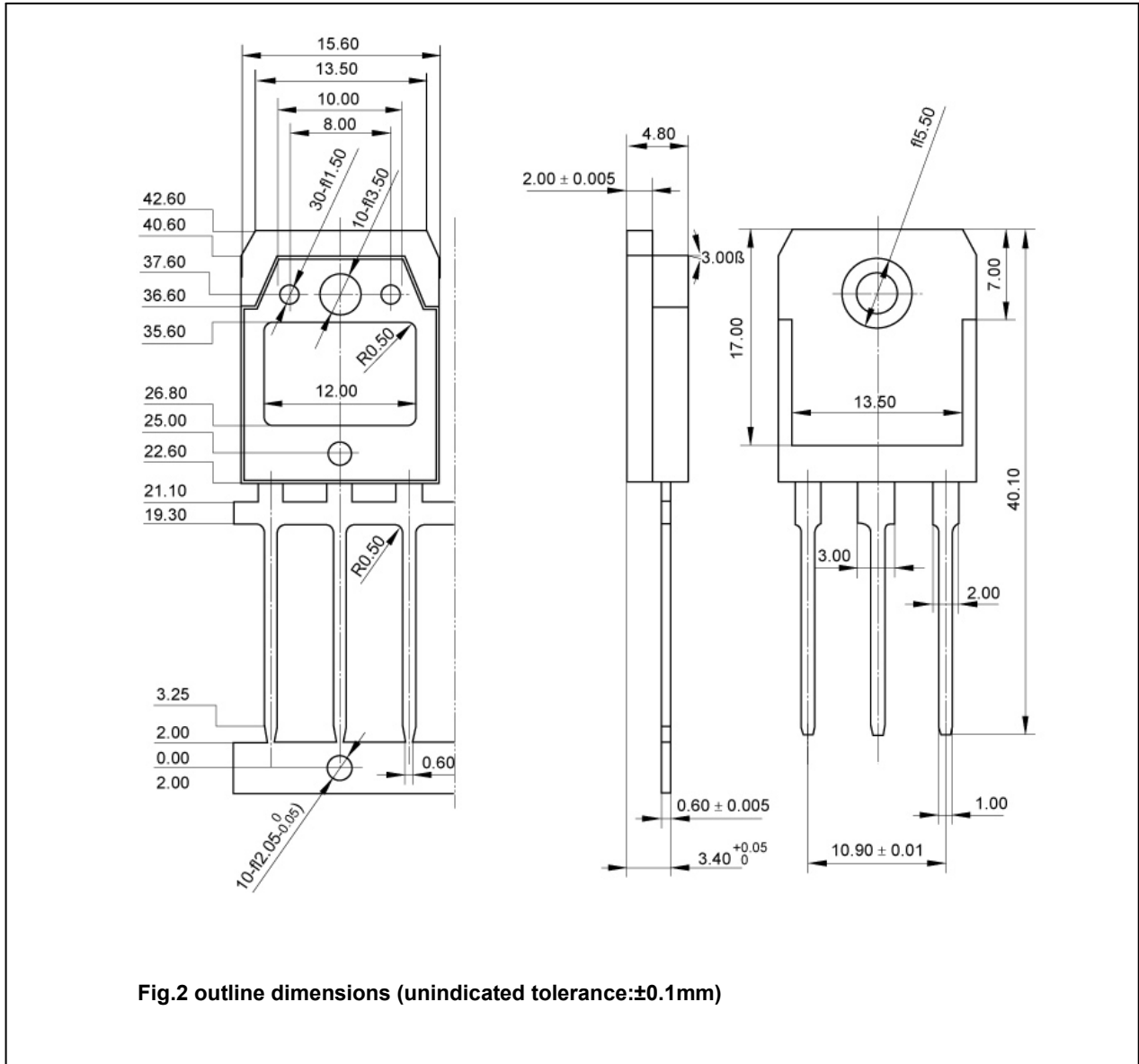


Fig.2 outline dimensions (unindicated tolerance:±0.1mm)

Silicon PNP Darlington Power Transistors

2SB1559

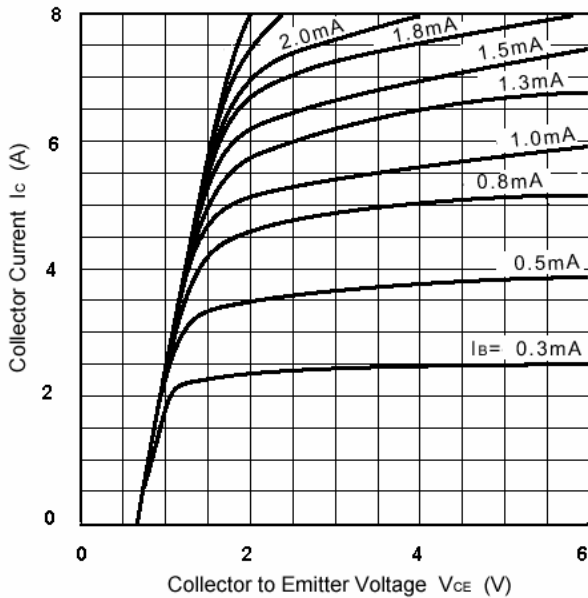


Fig.3 I_C - V_{CE} Characteristics (Typical)

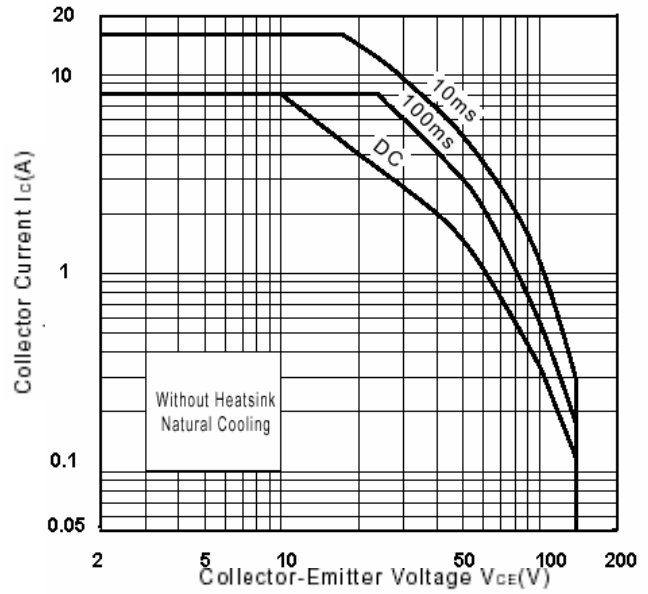


Fig.4 Safe Operating Area (Single Pulse)

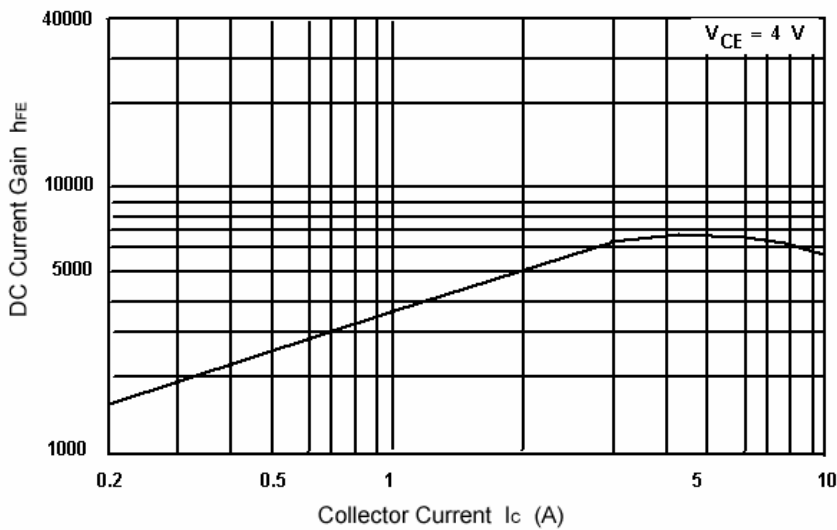


Fig.5 h_{FE} - I_C Characteristics (Typical)