

High Frequency Ceramic Solutions

896 MHz Balun/Matching Network for T.I. Chipset CC11XX

P/N 0896BM15A0001

Detail Specification: 01/15/2010

Page 1 of 3

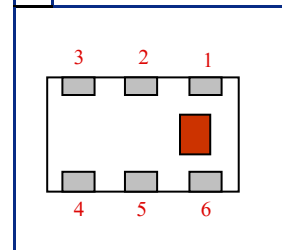
General Specifications

Part Number	0896BM15A0001
Frequency (MHz)	863 - 928 MHz
Unbalanced Impedance	50 Ω
Differential Balanced Impedance	Conj. match to T.I. CC11XX Chipset
Insertion Loss	1.5 dB max.
Return Loss	9.5 dB min.
Attenuation (min.)	25 @ 1726 - 1856MHz
	35 min.@ 2589 - 2784MHz
	35 min.@ 3452 - 3712MHz
	35 min.@ 4315 - 4640MHz

Phase Difference	180° ± 10
Amplitude Difference	1.5 dB max.
Operating Temperature	-40 to +85°C
Power Rating	1W max.
Storage Conditions	+5 to +35°C, Humidity 45 - 75%RH
Storage Period	12 mos. Max
Reel quantity	4000 pcs
Moisture Sensitivity Level	2

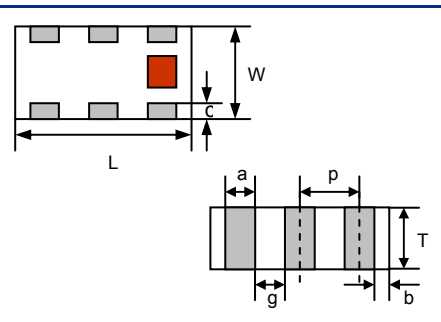
Terminal Configuration

No.	Function
1	Unbalanced Port
2	GND
3	Balanced Port
4	Balanced Port
5	GND
6	GND



Mechanical Dimensions

	In	mm
L	0.079 ± 0.004	2.00 ± 0.10
W	0.049 ± 0.004	1.25 ± 0.10
T	0.028 ± 0.004	0.70 ± 0.10
a	0.012 ± 0.004	0.30 ± 0.10
b	0.008 ± 0.004	0.20 ± 0.10
c	0.012 +.004/-0.008	0.30 +0.1/-0.20
g	0.014 ± 0.004	0.35 ± 0.10
p	0.026 ± 0.002	0.65 ± 0.05

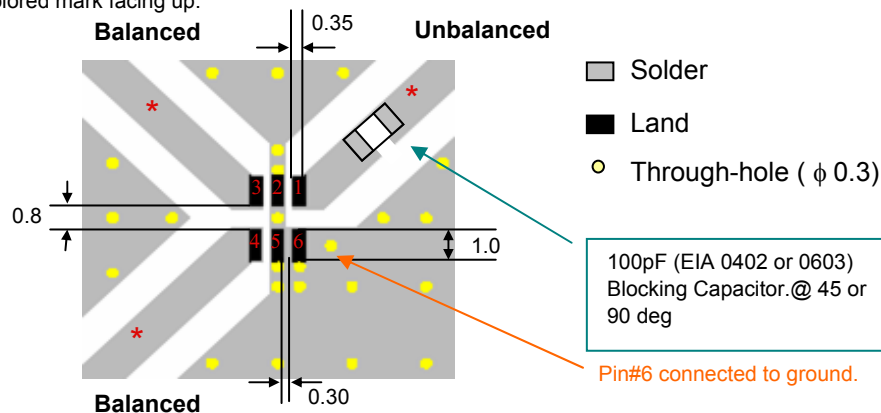


Mounting Considerations

* Line width should be designed to match 50 Ω characteristic impedance, depending on PCB material and thickness.

Mount device with colored mark facing up.

Pin reference



Units: mm

Johanson Technology, Inc. reserves the right to make design changes without notice.

All sales are subject to Johanson Technology, Inc. terms and conditions.



www.johansontechnology.com

4001 Calle Tecate • Camarillo, CA 93012 • TEL 805.389.1166 FAX 805.389.1821

2009 Johanson Technology, Inc. All Rights Reserved

High Frequency Ceramic Solutions

896 MHz Balun/Matching Network for T.I. Chipset CC11XX

P/N 0896BM15A0001

Detail Specification: 01/15/2010

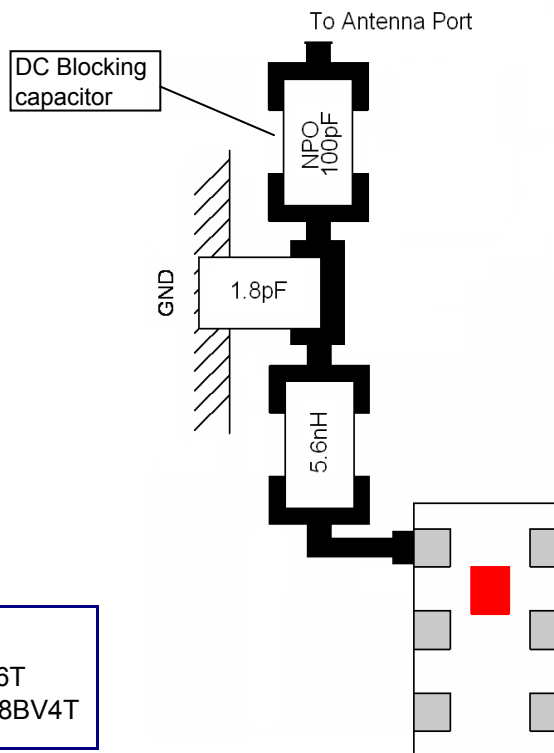
Page 2 of 3

Typical Electrical Performance (T=25°C)

Note:

Additional output filtering may be required depending on output power in order to comply with FCC and/or ETSI regulations

Mount device with colored mark facing up.



Johanson Technology, Inc. reserves the right to make design changes without notice.
All sales are subject to Johanson Technology, Inc. terms and conditions.



www.johansontechnology.com

4001 Calle Tecate • Camarillo, CA 93012 • TEL 805.389.1166 FAX 805.389.1821

2009 Johanson Technology, Inc. All Rights Reserved

High Frequency Ceramic Solutions

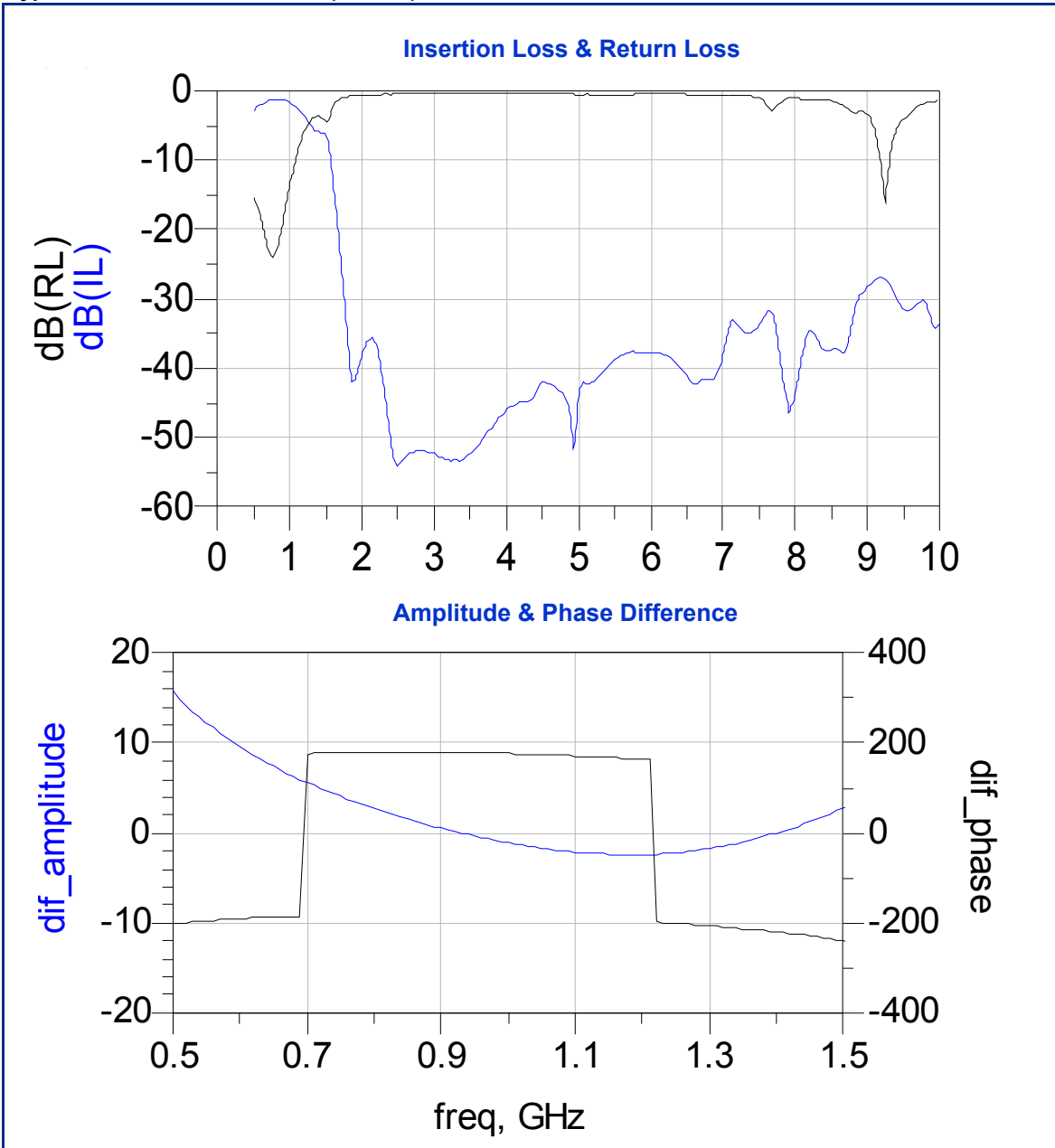
896 MHz Balun/Matching Network for T.I. Chipset CC11XX

P/N 0896BM15A0001

Detail Specification: 01/15/2010

Page 3 of 3

Typical Electrical Performance (T=25°C)



Johanson Technology, Inc. reserves the right to make design changes without notice.
All sales are subject to Johanson Technology, Inc. terms and conditions.



www.johansontechnology.com

4001 Calle Tecate • Camarillo, CA 93012 • TEL 805.389.1166 FAX 805.389.1821

2009 Johanson Technology, Inc. All Rights Reserved