

PRELIMINARY

1.90 GHz Band Pass Filter

P/N 1906BP39B027

Detail Specification: 06/05/07

Page 1 of 2

General Specifications

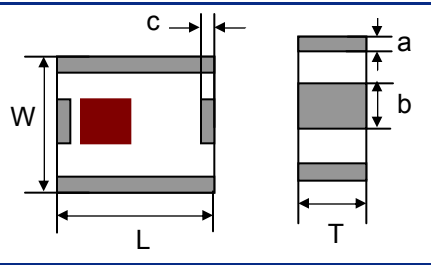
Part Number	1906BP39B027	
Frequency (MHz)	1893 - 1920	
Insertion Loss	2.8 dB max.	
Return Loss	9.5 dB min.	
Attenuation (min.)	1660 MHz	40 dB
Attenuation (min.)	2139 MHz	12 dB

Input Power	500 mW max.
Impedance	50 Ω
Operating Temperature	-40 to +85°C
Storage Temperature	-40 to +85°C
Reel Quantity	3,000
MSL	2 *

* - 1 yr shelf life in bag; 1 week shelf life out of bag;
Vacuum reseal unused reel

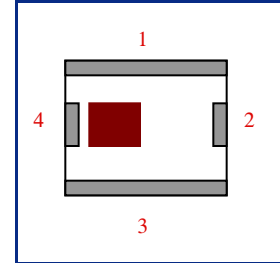
Mechanical Dimensions

	In	mm
L	0.098 \pm 0.008	2.50 \pm 0.20
W	0.079 \pm 0.008	2.00 \pm 0.20
T	0.043 \pm 0.004	1.10 \pm 0.10
a	0.012 \pm 0.008	0.30 \pm 0.20
b	0.024 \pm 0.008	0.60 \pm 0.20
c	0.012 \pm 0.008	0.30 \pm 0.20



Terminal Configuration

No.	Function
1	GND
2	OUT
3	GND
4	IN

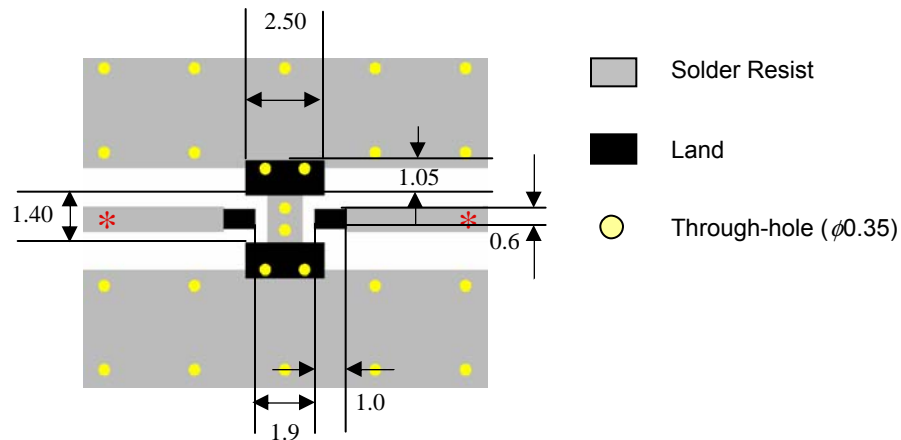


Mounting Considerations

Mount these devices with brown mark facing up.

* Line width should be designed to provide 50 Ω impedance matching characteristics.

Units: mm



Johanson Technology, Inc. reserves the right to make design changes without notice.

All sales are subject to Johanson Technology, Inc. terms and conditions.



www.johansontechnology.com

4001 Calle Tecate • Camarillo, CA 93012 • TEL 805.389.1166 FAX 805.389.1821

2003 Johanson Technology, Inc. All Rights Reserved

PRELIMINARY

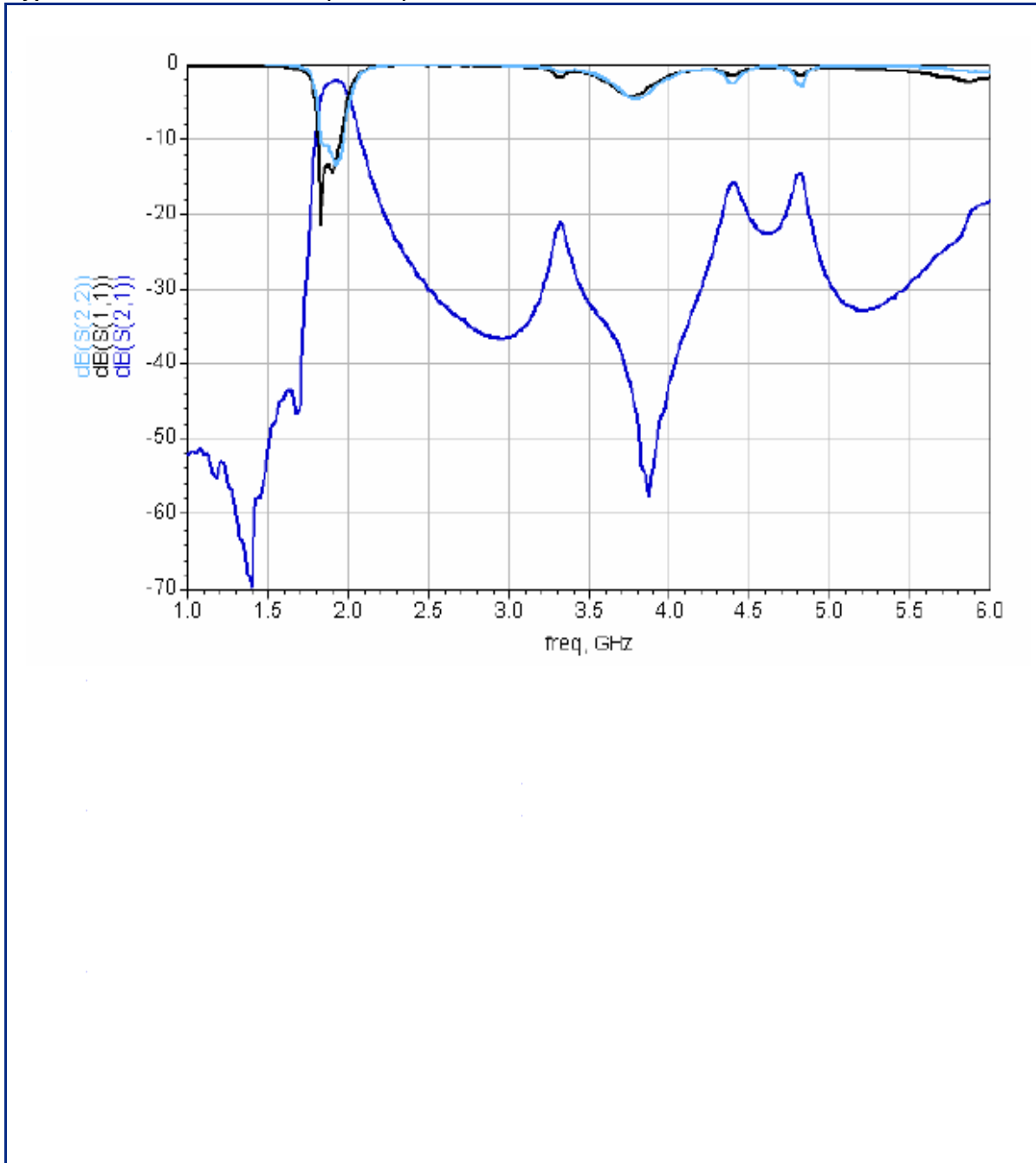
1.90 GHz Band Pass Filter

P/N 1906BP39B027

Detail Specification: 06/05/07

Page 2 of 2

Typical Electrical Performance (T=25°C)



Johanson Technology, Inc. reserves the right to make design changes without notice.

All sales are subject to Johanson Technology, Inc. terms and conditions.



www.johansontechnology.com

4001 Calle Tecate • Camarillo, CA 93012 • TEL 805.389.1166 FAX 805.389.1821

2003 Johanson Technology, Inc. All Rights Reserved