

High Frequency Ceramic Solutions

Preliminary

3.48 GHz Band Pass Filter (UWB High Rejection BPF)

P/N 3480BP39A0140

Detail Specification: 11/07/08

Page 1 of 2

General Specifications

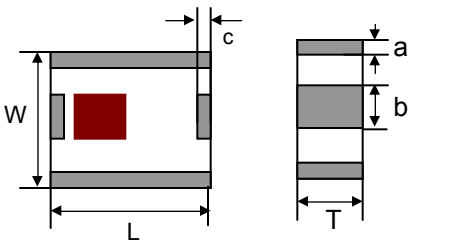
Part Number	3480BP39A0140	
Frequency (MHz)	3410 - 3550	
Insertion Loss	4 dB max.	
Return Loss	10 dB min.	
Attenuation (min.)	< 2540 MHz	30 dB
Attenuation (min.)	4020 MHz	14 dB
Attenuation (min.)	5150-5350 MHz	34 dB

Impedance	50 Ω
Input Power	500 mW max.
Operating Temperature	-40 to +85°C
Storage Temperature	+5 ~ +35°C, Humidity 45~75%RH, 12 mos. Max
Reel Quantity	3,000
MSL	2 *

* - 1 yr shelf life in bag; 1 week shelf life out of bag;
Vacuum reseal unused reel

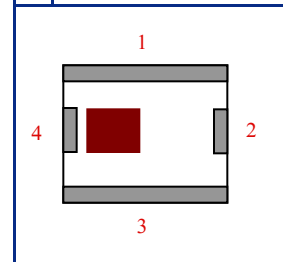
Mechanical Dimensions

	In	mm
L	0.098 \pm 0.008	2.50 \pm 0.20
W	0.079 \pm 0.008	2.00 \pm 0.20
T	0.043 \pm 0.004	1.10 \pm 0.10
a	0.012 \pm 0.008	0.30 \pm 0.20
b	0.024 \pm 0.008	0.60 \pm 0.20
c	0.012 \pm 0.008	0.30 \pm 0.20



Terminal Configuration

No.	Function
1	GND
2	OUT
3	GND
4	IN

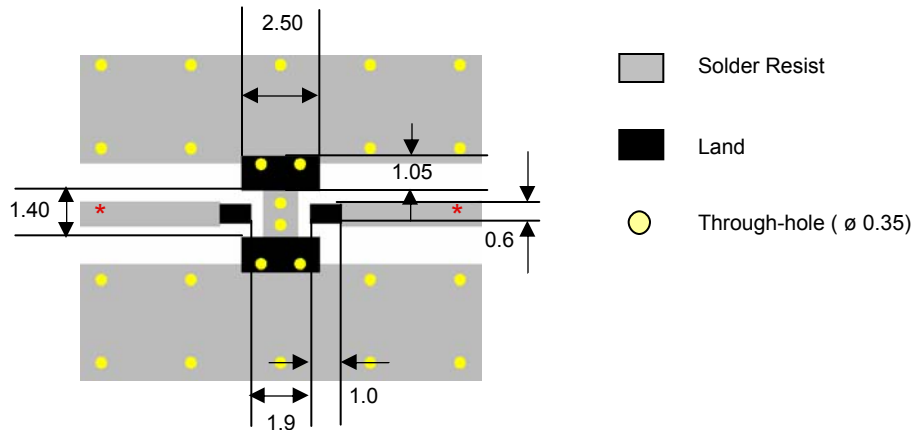


Mounting Considerations

Mount these devices with brown mark facing up.

* Line width should be designed to provide 50 Ω impedance matching characteristics.

Units: mm



Johanson Technology, Inc. reserves the right to make design changes without notice.

All sales are subject to Johanson Technology, Inc. terms and conditions.



www.johansontechnology.com

4001 Calle Tecate • Camarillo, CA 93012 • TEL 805.389.1166 FAX 805.389.1821

2007 Johanson Technology, Inc. All Rights Reserved

High Frequency Ceramic Solutions

Preliminary

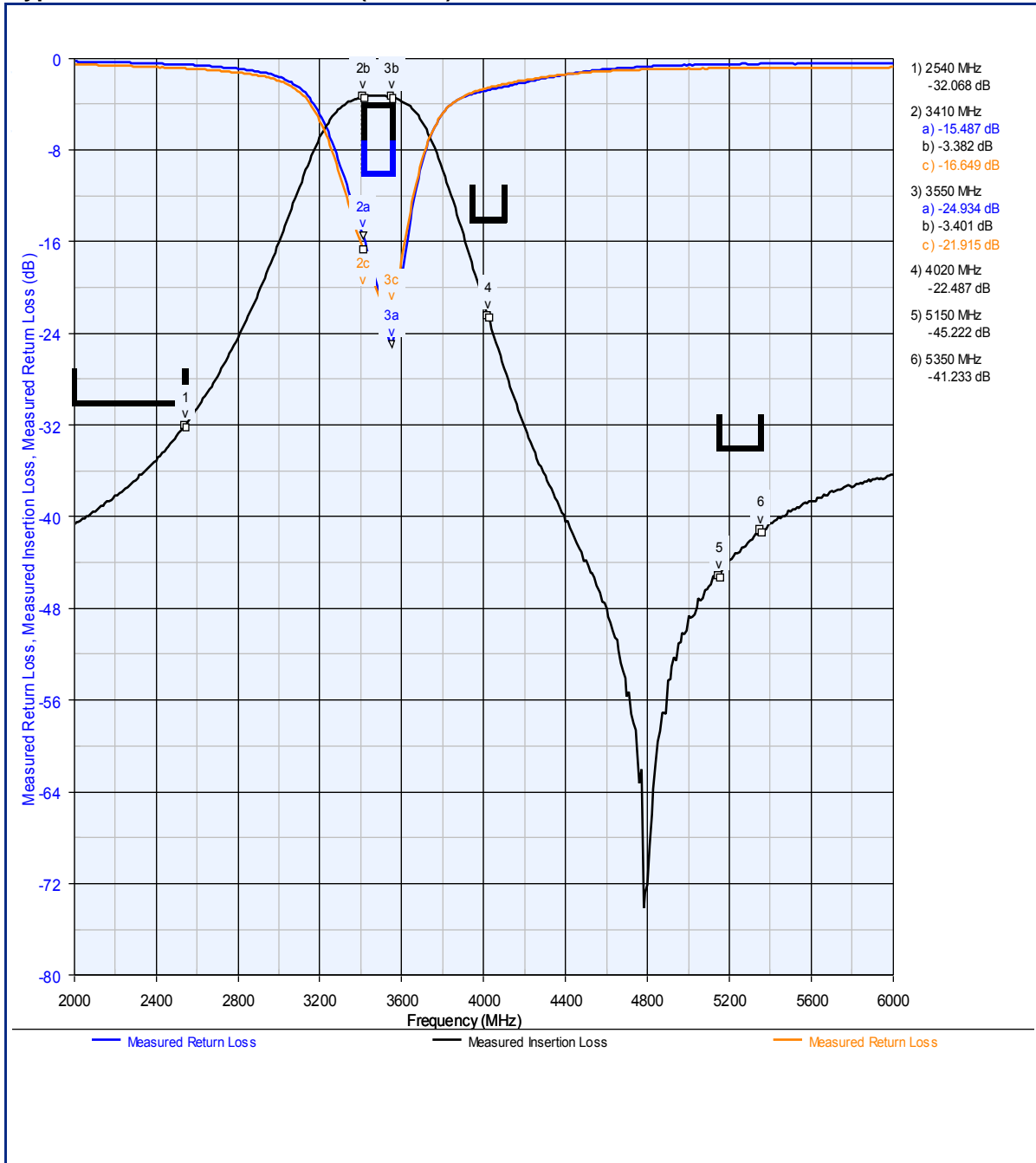
3.48 GHz Band Pass Filter (UWB High Rejection BPF)

P/N 3480BP39A0140

Detail Specification: 11/07/08

Page 2 of 2

Typical Electrical Performance (T=25°C)



Johanson Technology, Inc. reserves the right to make design changes without notice.

All sales are subject to Johanson Technology, Inc. terms and conditions.



www.johansontechnology.com

4001 Calle Tecate • Camarillo, CA 93012 • TEL 805.389.1166 FAX 805.389.1821

2007 Johanson Technology, Inc. All Rights Reserved