


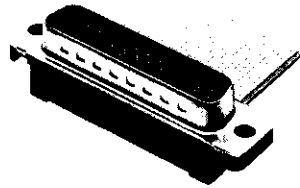


## Subminiature D Connectors HDF-20 for Flat Ribbon Cable


### Product Facts

- Available in all 5 standard shell sizes
- Visual inspection of termination possible
- Fluted cover provides positive alignment of cable prior to termination
- Wide range of application tooling
- Patented insulation displacement contact latches into the connector cover
- Contact design provides a "gas-tight" termination
- Contacts accept 28 AWG [0.08mm<sup>2</sup>] solid and stranded, and 26 AWG [0.15mm<sup>2</sup>] solid and stranded round conductor flat ribbon cable on .050 [1.27] centers
- Qualified to Battelle Level III environment
- Recognized under the Component Program of Underwriters Laboratories Inc., File No. E28476 
- Certified by Canadian Standards Association, File No. LR 7189 
- Listed and complies with UL 1863, Communication Circuit Accessories File No. E81956 

### Plug — Low Profile Metal Shell



### Receptacle — Low Profile Metal Shell



No. of Pos. & (Shell Size)	Cable Stabilizer Part No.	Plug Part Nos.		Receptacle Part Nos.	
		With Standard Mounting Holes	With 4-40 Threaded Inserts	With Standard Mounting Holes	With 4-40 Threaded Inserts
9 (1)	747275-4	747306-4	747043-4	747303-4	747052-4
15 (2)	747275-3	747306-3	747043-3	747303-3	747052-3
25 (3)	747275-2	747306-2	747043-2	747303-2	747052-2
37 (4)	747275-1	747306-1	747043-1	747303-1	747052-1
50 (5)	746785-1	—	746790-1	—	746789-1

**Note:** All assemblies are supplied with housing and cover pre-assembled. Optional cable stabilizer must be ordered separately.

### Material

**Front Shell**—Steel, tin or tin-lead plated

**Housing, Cover & Cable Stabilizer**—Thermoplastic, 94V-0, black

**Threaded Inserts**—Brass, unplated

**Contacts**—Phosphor bronze, duplex plated .000030 [0.00076] min. gold on mating end, .000100-.000200 [0.00254-0.00508] bright tin-lead on termination end with entire contact underplated .000050 [0.00127] min. nickel

### Related Product Data

**Contact Arrangement**—page 41

**Performance Characteristics**—page 42

### Mateable Receptacles:

**HDF-20 Metal-Shell**—page 129

**HDE**—pages 115-126 (Sizes 1-4 only)

**HDP**—pages 95-114

**HD-20 Board Mount**—pages 55-72, 83-90, 92-94

**Mating/Panel Mounting**—page 131

**Ribbon Cable**—page 130

### Accessories:

**Commoning Strip**—page 151

**Mating Hardware**—pages 151-155, 158 & 159

**Application Tooling**—page 132

### Technical Documents

**Product Specification**—108-40012