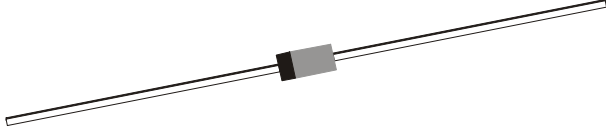


HIGH SPEED SILICON SWITCHING DIODE

CD4531

DO- 35
Glass Axial Package



ABSOLUTE MAXIMUM RATINGS (Ta=25°C unless specified otherwise)

DESCRIPTION	SYMBOL	VALUE	UNIT
Repetitive Peak Reverse Voltage	V_{RRM}	75	V
Continuous Reverse Voltage	V_R	75	V
Average Rectified Forward Current	$I_F (av)$	150	mA
Forward Current (DC)	I_F	200	mA
Repetitive Peak Forward Current	I_{FRM}	450	mA
Non Repetitive Peak Forward Current $t_{\leq 1 \mu s}$ $t_{\leq 1 s}$	I_{FSM}	2000	mA
	I_{FSM}	500	mA
Power Dissipation up to Tamb=25 °C	P_{tot}	500	mW
Operating & Storage Junction Temperature Range	T_j, T_{stg}	- 65 to +200	°C

Thermal Resistance

Junction to Ambient Lead Length 5mm	$R_{th} (j-a)$	350	K/W
Junction to Tie-Point Lead Length 5mm	$R_{th} (j-t)^*$	120	K/W

*Device mounted on a printed circuit-board without metallization pad.

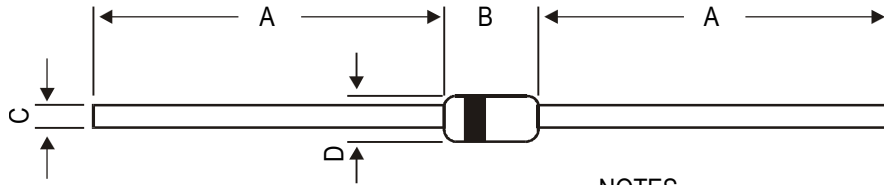
ELECTRICAL CHARACTERISTICS (Ta=25°C unless specified otherwise)

DESCRIPTION	SYMBOL	TEST CONDITION	MIN	MAX	UNIT
Forward Voltage	V_F	$I_F=10mA$		1.0	V
Reverse Current	I_R	$V_R=20V$		25	nA
		$V_R=20V, T_j=150^\circ C$		50	μA
		$V_R=75V$		5.0	μA
Reverse Breakdown Voltage	V_{BR}	$I_R=100\mu A$	75		V

DYNAMIC CHARACTERISTICS

Diode Capacitance	C_d	$V_R=0V, f=1MHz$		4.0	pF
Forward Recovery Voltage	V_{fr}	$I_F=100mA, t_r \leq 30ns$		3.0	V
Reverse Recovery Time	t_{rr}	$I_F=10mA, to I_R=60mA$ $R_L=100 \Omega$ Measured @ $I_R=1mA$		4.0	ns

DO-35 Hermetically Sealed, Glass Axial Package

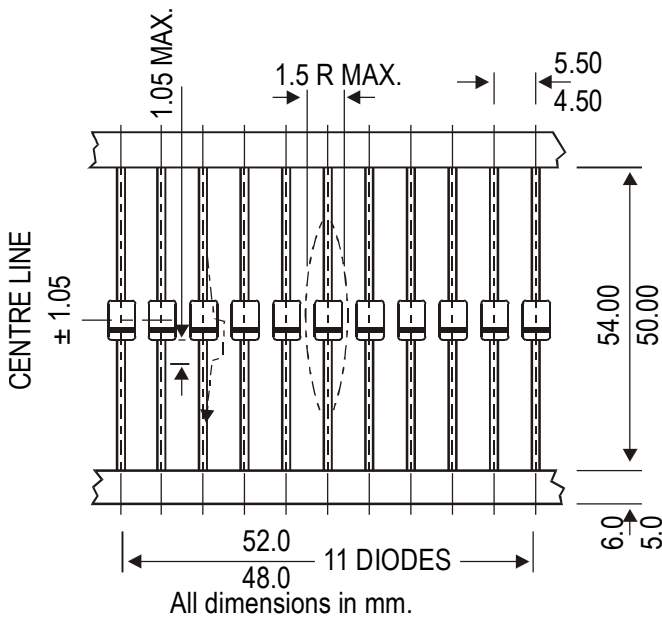


DIM	MIN	MAX
A	25.40	—
B	3.03	4.44
C	0.46	0.56
D	1.52	2.29

NOTES

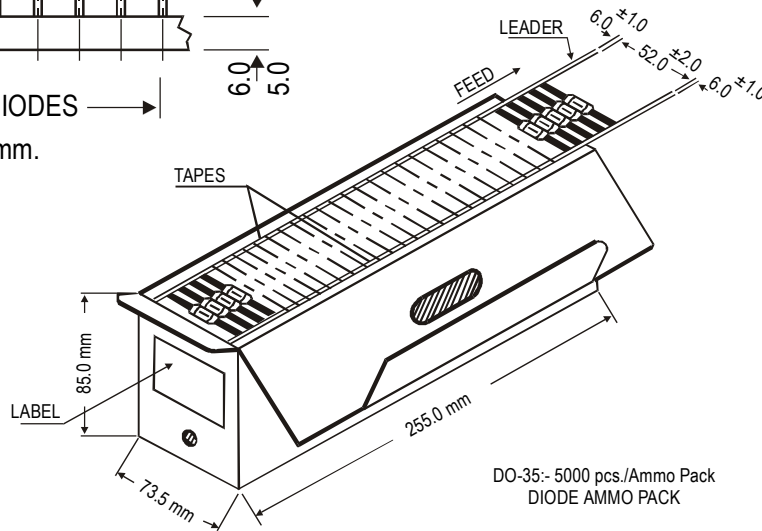
1. Cathode is marked by Band.
2. All dimensions are in mm.

DO-35, 52mm Taping Specification



52 mm Taping Specification

1. T & A indicates Axial Tape & Ammo packing (52 mm Tape Spacing).
2. 300 mm (min) leader tape on every spool.
3. No. of empty places allowed 0.25% without consecutive empty places.
4. Ends of leads shall preferably not protrude beyond the tapes.
5. Components shall be held sufficiently in the tape or tapes so that they can not come free in normal handling.



DO-35- 5000 pcs./Ammo Pack
DIODE AMMO PACK

On request also available in 26 mm Tape and Ammo Pack

Packing Detail

PACKAGE	STANDARD PACK		INNER CARTON BOX		OUTER CARTON BOX		
	Details	Net Weight/Qty	Size	Qty	Size	Qty	Gr Wt
DO-35 T&A	5K/ammo box	0.88 kg/5K pcs	10" x 3.5" x 3.5"	5K	12.7" x 12.7" x 20"	125K	25 kgs