
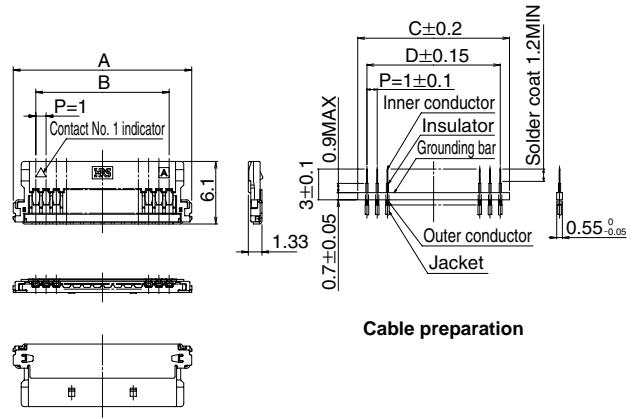


■ Plug (Micro-coaxial cable)



Shown terminated with micro-coaxial cable

Specification
 (05): Bag packaging
 (100 pieces per bag)



Cable preparation

Note 1: Connectors are designed to allow termination without cutting of the pitch loss prevention tape.

Note 2: Required Solder coating for inner conductor.

Note 3: When using 2-conductor micro-coaxial cable some contact positions will not be used.

Contact your Hirose sales representative.


Part number	CL No.	Number of contacts	A	B	C	D	RoHS
DF19G-14S-1SD(05)	685-0026-3-05	14	17.4	13	14.8	13	YES
DF19G-20S-1SD(05)	685-0025-0-05	20	23.4	19	20.8	19	

Note: Order by number of bags.

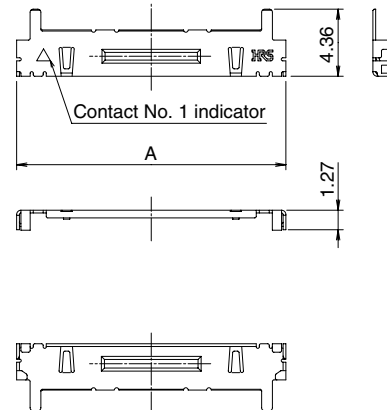
● Applicable cable (Micro-coaxial cable)

Wire size (stranded wire center conductor)	Jacket diameter
AWG#40 (7/ 0.03mm)	0.3mm to 0.4mm

■ Grounding plate for micro-coaxial cable



Specification
 Blank: Bag packaging
 (100 pieces per bag)



Unit: mm

Part number	CL No.	Number of contacts	A	RoHS
DF19F-14S-1SD-GND	685-0028-9	14	17.5	YES
DF19G-20S-1SD-GND	685-0027-6	20	23.5	