


FEATURES

- 7 Pin SIP Package
- 3000VDC Isolation
- Single and Dual Outputs
- Unregulated Output Types
- UL 94V-0 Package Material
- 3.3, 5, 12, 15, 24, and 48VDC Input Voltages Available



DESCRIPTION

When your application demands low power, minimal board space, and a high level of input/output isolation is necessary, the LANEH2 miniature converters offer superior solutions at an economical price. Users have a multitude of options and operational ratings to choose from in custom-tailoring the converter to application demands. Populating a scant 0.179 square inches of board space, the LANEH2 provides two watts of power while maintaining specifications over the entire commercial operating temperature range.

SPECIFICATIONS: LANEH2 Series

All specifications apply @ ±25°C ambient unless otherwise noted

INPUT SPECIFICATIONS

Input Voltage Range	3.3V nom. input	3.14 – 3.47 VDC
	5V nom. input	4.75 – 5.25VDC
	12V nom. input	11.4– 12.6VDC
	15V nom. Input	14.25 – 15.75VDC
	24V nom. input	22.8 – 25.2 VDC
	48V nom. input	45.6 – 50.4 VDC

OUTPUT SPECIFICATIONS

Output Current	see table
Output Voltage	see table
Output Voltage Accuracy	±5%
Line Regulation	1.2%/1% of Vin (typical)
Load Regulation (10% to 100% full load)	10% max.
Ripple/Noise (20MHz BW)	150mVp-p max.

PROTECTION

Short Circuit Protection	Short term
--------------------------------	------------

GENERAL SPECIFICATIONS

Switching Frequency	100KHz typical
Efficiency	75% typical
Isolation Voltage (input to output)	3000VDC (2sec/0.5mA)
Isolation Resistance.....	1000MΩ min. (500VDC)

ENVIRONMENTAL SPECIFICATIONS

Operating Temperature	0°C ~ +70°C
“I” suffix.....	-40°C ~ +85°C
Humidity.....	95% non-condensing
Cooling	Free air convection

PHYSICAL SPECIFICATIONS

Weight	Approximately 2.1 grams
Case Material.....	non-conductive black plastic
Dimensions	19.50(L) x 7.10(W) x 10.00(H) mm

Due to advances in technology, specifications subject to change without notice



Wall Industries, Inc.

LANEH2 SERIES
3KVDC I/O Isolation
Single and Dual Output
2 Watt DC/DC Converter

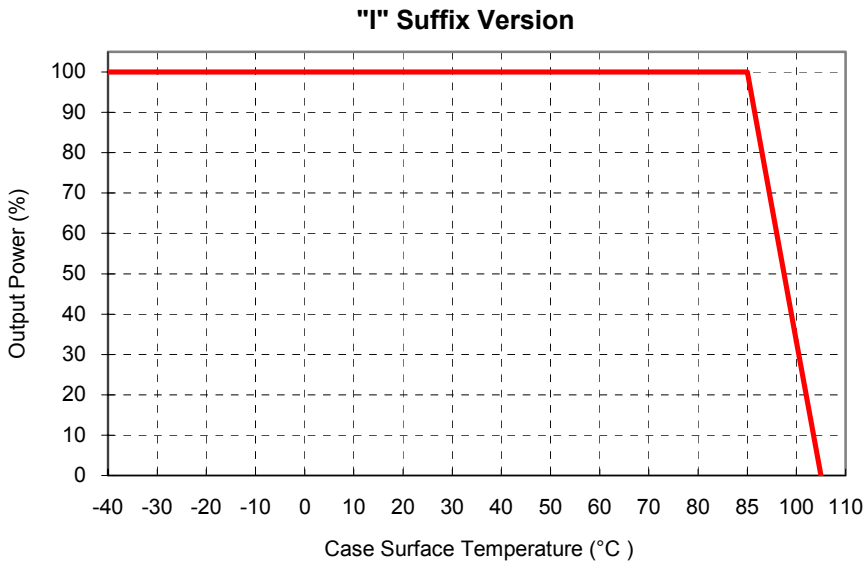
OUTPUT VOLTAGE / CURRENT RATING CHART

Model	Input Voltage Range	Output Voltage	Output Current
LANE3.305NH2	3.3 VDC (3.135 – 3.465 VDC)	5 VDC	400mA
LANE3.309NH2		9 VDC	222mA
LANE3.312NH2		12 VDC	167mA
LANE3.315NH2		15 VDC	133mA
LANE3.305NDH2		±5 VDC	±200mA
LANE3.309NDH2		±9 VDC	±111mA
LANE3.312NDH2		±12 VDC	±83mA
LANE3.315NDH2		±15 VDC	±67mA
LANE505NH2	5 VDC (4.75 – 5.25 VDC)	5 VDC	400mA
LANE509NH2		9 VDC	222mA
LANE512NH2		12 VDC	167mA
LANE515NH2		15 VDC	133mA
LANE505NDH2		±5 VDC	±200mA
LANE509NDH2		±9 VDC	±111mA
LANE512NDH2		±12 VDC	±83mA
LANE515NDH2		±15 VDC	±67mA
LANE1205NH2	12 VDC (11.4 – 12.6 VDC)	5 VDC	400mA
LANE1209NH2		9 VDC	222mA
LANE1212NH2		12 VDC	167mA
LANE1215NH2		15 VDC	133mA
LANE1205NDH2		±5 VDC	±200mA
LANE1209NDH2		±9 VDC	±111mA
LANE1212NDH2		±12 VDC	±83mA
LANE1215NDH2		±15 VDC	±67mA
LANE1505NH2	15 VDC (14.25 – 15.75 VDC)	5 VDC	400mA
LANE1509NH2		9 VDC	222mA
LANE1512NH2		12 VDC	167mA
LANE1515NH2		15 VDC	133mA
LANE1505NDH2		±5 VDC	±200mA
LANE1509NDH2		±9 VDC	±111mA
LANE1512NDH2		±12 VDC	±83mA
LANE1515NDH2		±15 VDC	±67mA
LANE2405NH2	24 VDC (22.8 – 25.2 VDC)	5 VDC	400mA
LANE2409NH2		9 VDC	222mA
LANE2412NH2		12 VDC	167mA
LANE2415NH2		15 VDC	133mA
LANE2405NDH2		±5 VDC	±200mA
LANE2409NDH2		±9 VDC	±111mA
LANE2412NDH2		±12 VDC	±83mA
LANE2415NDH2		±15 VDC	±67mA
LANE4805NH2	48 VDC (45.6 – 50.4 VDC)	5 VDC	400mA
LANE4809NH2		9 VDC	222mA
LANE4812NH2		12 VDC	167mA
LANE4815NH2		15 VDC	133mA
LANE4805NDH2		±5 VDC	±200mA
LANE4809NDH2		±9 VDC	±111mA
LANE4812NDH2		±12 VDC	±83mA
LANE4815NDH2		±15 VDC	±67mA

NOTES

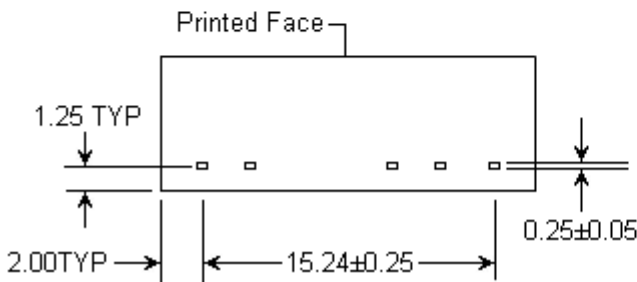
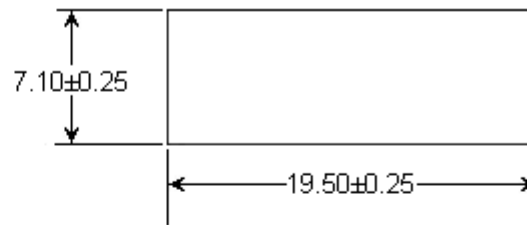
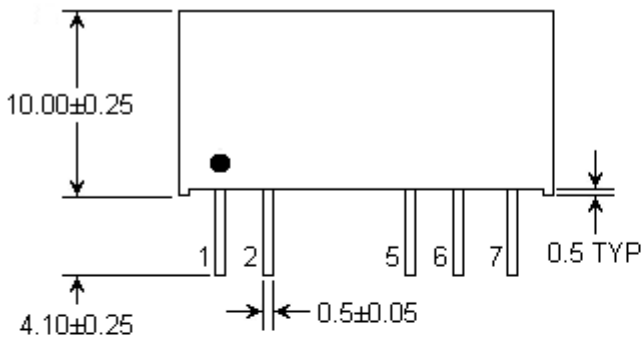
1. For industrial grade operating temperature of -40°C ~ +85°C add the suffix "I" to the part number. (Ex: LANE2405NH2I).
2. All tolerances for the mechanical drawing are ± 0.25 .
3. Dimensions of the mechanical drawing are shown in millimeters.

DERATING CURVE



MECHANICAL DRAWINGS

Unit: mm



PIN CONNECTION		
PIN	SINGLE OUTPUT	DUAL OUTPUT
1	+Vin	+Vin
2	-Vin	-Vin
5	-Vout	-Vout
6	No Pin	COM
7	+Vout	+Vout