

EMG 75-NZG/G12/2


Order No.: 2941057



<http://eshop.phoenixcontact.de/phoenix/treeViewClick.do?UID=2941057>

Voltage regulator module, secondary switched-mode, default, input 17 V-29 V AC/ 23 V-30 V DC, output 12 V DC/2 A



Commercial data	
GTIN (EAN)	 4 017918 104535
sales group	H093
Pack	1 pcs.
Customs tariff	85044082

Product notes

WEEE/RoHS-compliant since:
06/07/2007



<http://www.download.phoenixcontact.com>
Please note that the data given here has been taken from the online catalog. For comprehensive information and data, please refer to the user documentation. The General Terms and Conditions of Use apply to Internet downloads.

Technical data

Input data	
Nominal input voltage	17 V AC ... 29 V AC
DC input voltage range	23 V DC ... 30 V DC
AC frequency range	50 Hz ... 60 Hz

Nominal power consumption	Approx. 60 VA
Input fuse	4 A (slow-blow TR 5, internal, solderable)

Output data

Nominal output voltage	12 V DC $\pm 2\%$ (settable from 5.1 V DC ... 24.5 V DC)
Output current	2 A
Residual ripple	$\leq 400 \text{ mV}_{\text{pp}}$
Type of protection	Electronic current limitation at 2.8 A
Protective circuit/component	Varistor

General data

Width	75 mm
Height	70.5 mm
Depth	75 mm
Net weight	320 g
Operating voltage display	Green LED
Operating mode	100% operating factor
Degree of protection	IP20
Ambient temperature (operation)	0 °C ... 55 °C
Mounting position	On horizontal DIN rail
Assembly instructions	Can be aligned with spacing = 5 mm

Connection data, input

Type of connection	Screw connection
Conductor cross section solid min.	0.2 mm ²
Conductor cross section solid max.	4 mm ²
Conductor cross section stranded min.	0.2 mm ²
Conductor cross section stranded max.	2.5 mm ²
Conductor cross section AWG/kcmil min.	24
Conductor cross section AWG/kcmil max	14
Stripping length	8 mm
Screw thread	M3

Connection data, output

Type of connection	Screw connection
Conductor cross section solid min.	0.2 mm ²
Conductor cross section solid max.	4 mm ²

Conductor cross section stranded min.	0.2 mm ²
Conductor cross section stranded max.	2.5 mm ²
Conductor cross section AWG/kcmil min.	24
Conductor cross section AWG/kcmil max	14
Stripping length	8 mm

Certificates / Approvals



Certification CUL, GOST, UL

Accessories

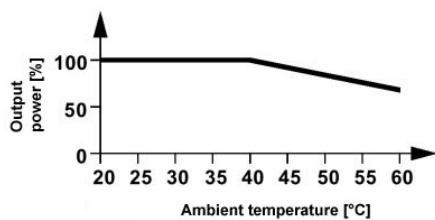
Item	Designation	Description
------	-------------	-------------

Marking

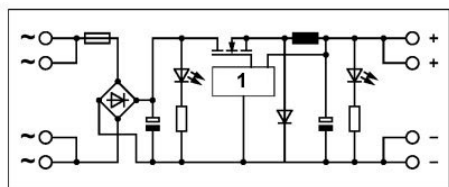
2947035	EMG-GKS 12	Equipment marker, width 12 mm
---------	------------	-------------------------------

Diagrams/Drawings

Diagram



Circuit diagram



1 = switched-mode regulator

Address

PHOENIX CONTACT Deutschland GmbH
Flachmarktstr. 8
32825 Blomberg, Germany
Phone +49 5235 3 12000
Fax +49 5235 3 41200
<http://www.phoenixcontact.de>



© 2011 Phoenix Contact
Technical modifications reserved;