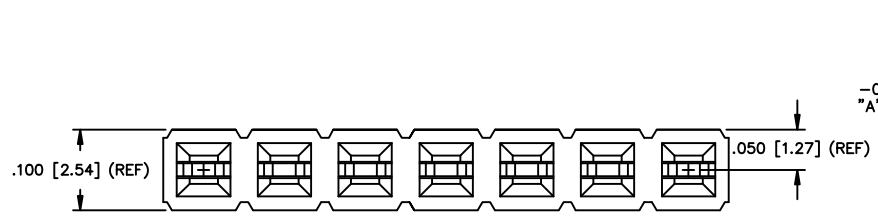


REV. U

DIMENSIONS ARE IN INCHES ONE PLACE DECIMALS ± .1 [3] TWO PLACE DECIMALS ± .01 [.3]		UNLESS OTHERWISE NOTED THREE PLACE DECIMALS ± .005 [.13] FOUR PLACE DECIMALS ± .0020 [.051]		TOLERANCES ARE: ± 2°	TITLE: LOW PROFILE SOCKET STRIP	DWG NO: SLW-1XX-01-X-X SHEET 1 OF 1
--	--	---	--	-------------------------	---------------------------------------	---



SLW-1XX-01-X-X

POSITION SPECIFICATION
-01 THRU -50 PER ROW
"A" = NO. OF POS. x .100 [2.54]

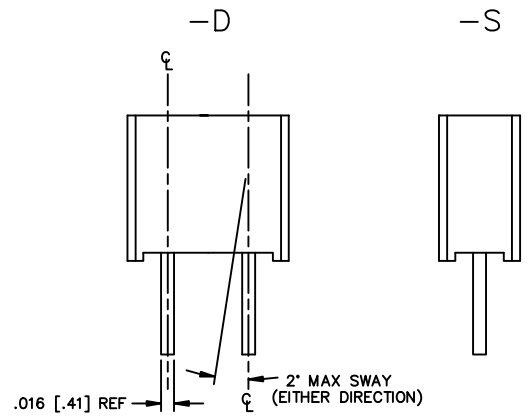
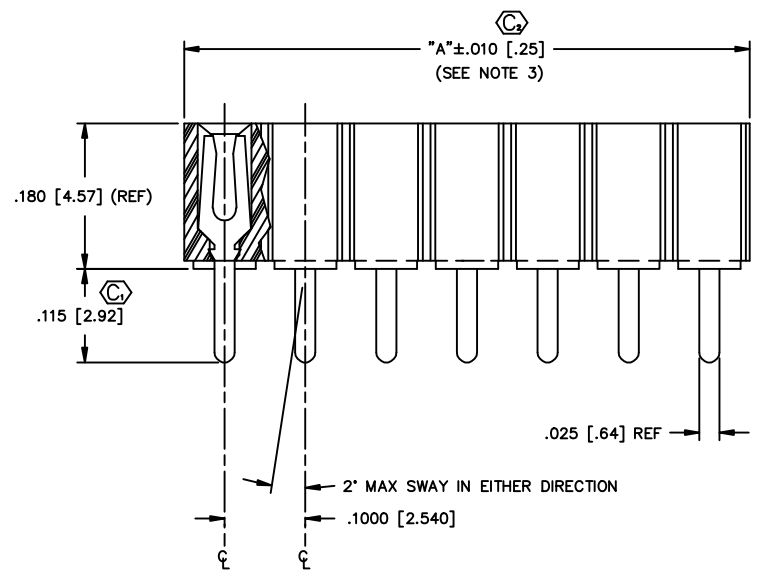
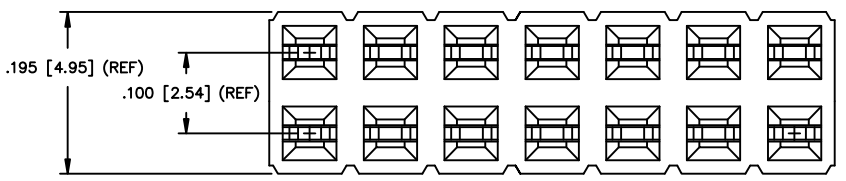
CONTACT STYLE
-01: USE C-28-X

ROW SPECIFICATION
-D: DOUBLE (USE SLW-50-D)
-S: SINGLE (USE SLW-50-S)

PLATING SPECIFICATION
-G: GOLD-SPECIFY -G IN CONTACT SUFFIX -X
-T: TIN-SPECIFY -T IN CONTACT SUFFIX -X
-S: SELECTIVE GOLD, MATTE TIN TAIL-SPECIFY -S IN CONTACT SUFFIX -X
-F: FLASH SELECTIVE GOLD-SPECIFY -F IN CONTACT SUFFIX -X
-H: HEAVY GOLD-SPECIFY -H IN CONTACT SUFFIX -X
-L: LIGHT SELECTIVE GOLD, MATTE TIN TAIL-SPECIFY -L IN CONTACT SUFFIX -X

NOTES:

1. MIN PUSHOUT FORCE: 1 lb.
2. MAX BOW: .005 in/in [mm/mm], .025 [.64]
3. CUT END WALLS TO BE .012 [.30] MIN.
4. (C) REPRESENTS CRITICAL DIM.
FOR STATISTICAL PROCESS CONTROL.
5. .010 [.25] MAX CUT FLASH
6. NO TUBE PACKAGING REQUIRED



PLOT SCALE: 1=1

samtec MSC/MTC
BLW-16T

520 PARK EAST BLVD. NEW ALBANY, INDIANA 47150
PHONE (812) 944-6733 P.O. BOX 1147
CODE 55322

MADE BY: PURVIS 9-4-87	ENG. APPROVAL: DEM	SLW-1XX-01-X-X
CHECKED BY: McCARTIN	DEM	SHEET 1 OF 1

Do not scale from this print

PROPRIETARY NOTE
THIS DOCUMENT CONTAINS INFORMATION CONFIDENTIAL AND PROPRIETARY TO SAMTEC INC. AND SHALL NOT BE REPRODUCED OR TRANSMITTED TO OTHER DOCUMENTS OR DISCLOSED TO OTHERS OR USED FOR ANY PURPOSE OTHER THAN THAT FOR WHICH IT WAS OBTAINED WITHOUT THE EXPRESS WRITTEN CONSENT OF SAMTEC INC.