

Model P232/P233
 24mm Rotary Potentiometer
 Sealed/ Dust Proof
 Long Life Element
 2 Million Cycle Life
 Metal Shaft/ Bushing
 RoHS Compliant



MODEL STYLE

Side Adjust, Solder Lugs, Single-Gang	P232
Side Adjust, Solder Lugs, Dual-Gang	P233

ELECTRICAL¹

Resistance Range, Ohms	1K-1M (for "B" taper) 5K-1M (for other tapers)
Standard Resistance Tolerance	± 10%
Residual Resistance	3 ohms max.
Input Voltage, Maximum	200 Vdc max.
Power rating, Watts	0.5W- B taper, 0.3W- others
Dielectric Strength	500Vac, 1 minute
Insulation Resistance, Minimum	100M ohms at 1,000Vdc/ 1 minute
Peak Noise (Contact Resistance Variation) @ 6 rpm	±3% max.
Linearity	±3% max.
Actual Electrical Travel, Nominal	280°
Gang Error	±3dB (-40dB to 0dB)

MECHANICAL

Total Mechanical Travel	300°± 5°
Static Stop Strength, Minimum	120 oz-in
Rotational Torque, Maximum, Single Gang (P232)	1.5 oz-in
Rotational Torque, Maximum, Dual Gang (P233)	3.0 oz-in

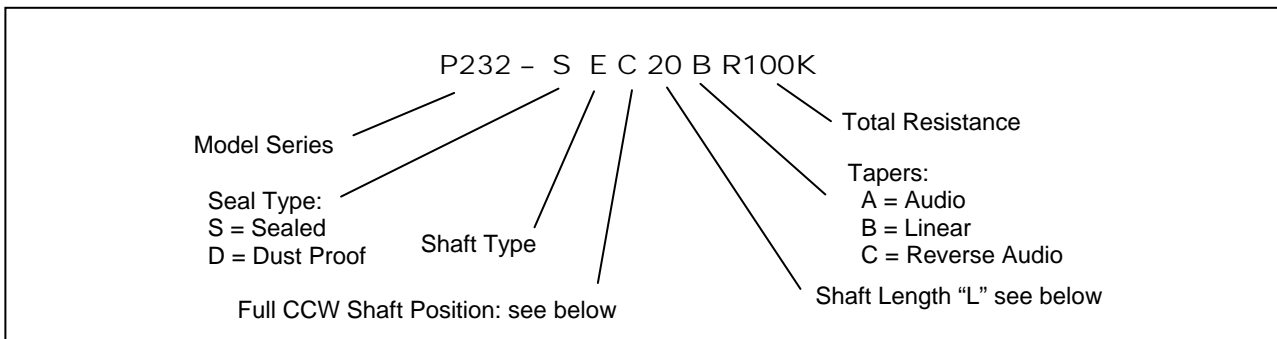
ENVIRONMENTAL

Operating Temperature Range	-10°C to +85°C
Rotational Life	2,000,000 cycles

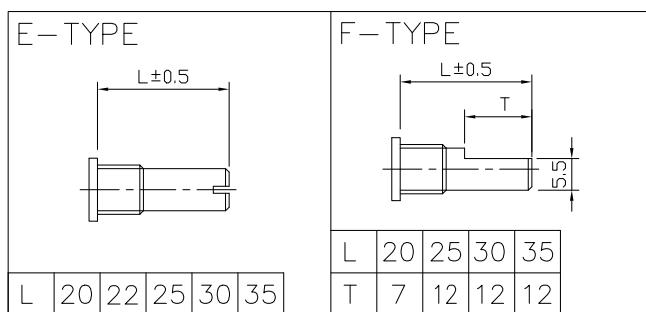
¹ Specifications subject to change without notice.

Model P232/P233

ORDERING INFORMATION²

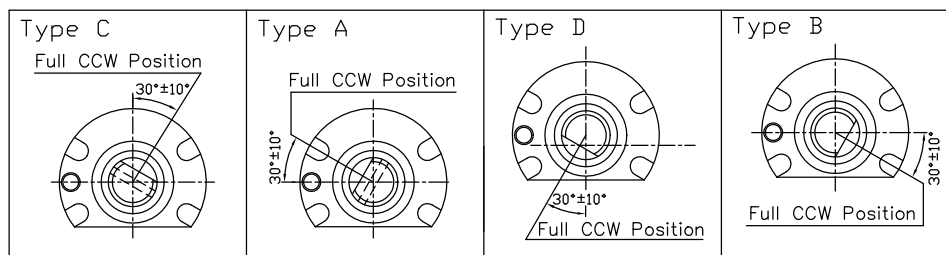


Shaft Types



Shaft Position (F-Type Shaft)

Dashed lines on Type "C" and Type "A" shows position of adjustment slot for E-Type shaft



STANDARD RESISTANCE VALUES, OHMS

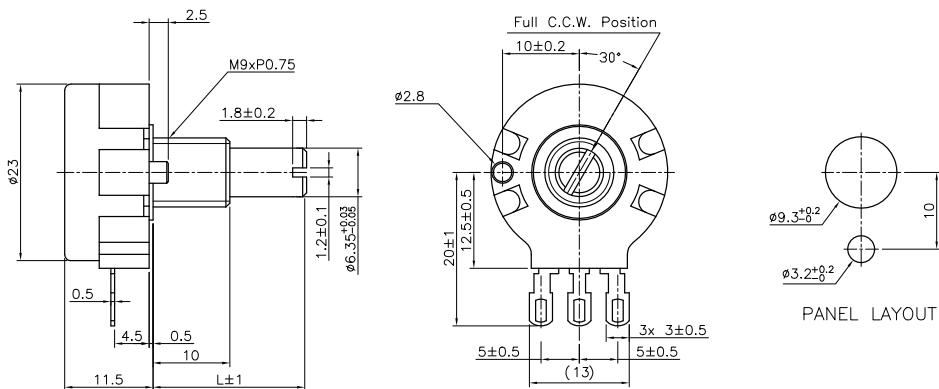
500 1K 2K 5K 10K 20K 50K 100K 200K 500K 1 M

² Contact our customer service for custom designs and features.

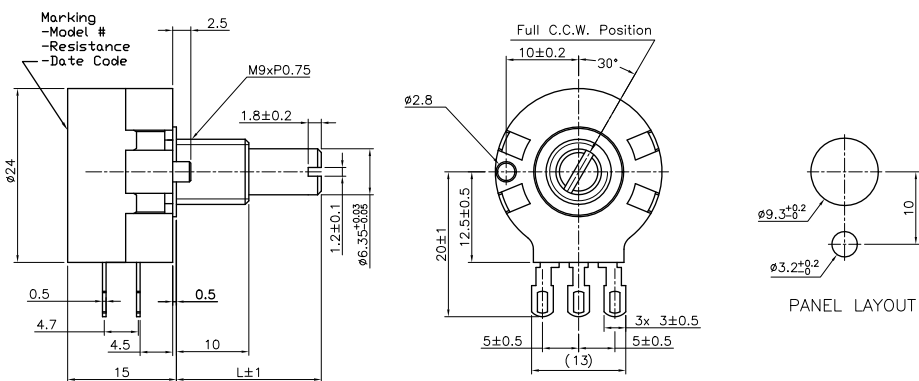
Model P232/P233

OUTLINE DRAWING

Model P232

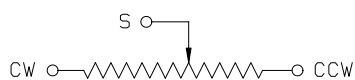


Model P233



CIRCUIT DIAGRAM

P232 (Single gang)



P233 (Dual gang)

