



SILICON TRANSISTOR μ PA801T

HIGH-FREQUENCY LOW NOISE AMPLIFIER NPN SILICON EPITAXIAL TRANSISTOR (WITH BUILT-IN 6-PIN 2 ELEMENTS) MINI MOLD

The μ PA801T has built-in 2 low-voltage transistors which are designed to amplify low noise in the VHF band to the UHF band.

FEATURES

- Low Noise
NF = 1.2 dB TYP. @ f = 1 GHz, $V_{CE} = 3$ V, $I_c = 7$ mA
- High Gain
 $|S_{21e}|^2 = 9.0$ dB TYP. @ f = 1 GHz, $V_{CE} = 3$ V, $I_c = 7$ mA
- A Mini Mold Package Adopted
- Built-in 2 Transistors (2 \times 2SC4226)

ORDERING INFORMATION

PART NUMBER	QUANTITY	PACKING STYLE
μ PA801T	Loose products (50 PCS)	Embossed tape 8 mm wide. Pin 6 (Q1 Base), Pin 5 (Q2 Base), Pin 4 (Q2 Emitter) face to perforation side of the tape.
μ PA801T-T1	Taping products (3 KPCS/Reel)	

Remark: For detailed information, please refer to the product specification sheet.

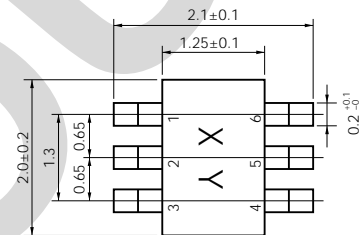
ABSOLUTE MAXIMUM RATINGS ($T_A = 25$ °C)

PARAMETER	SYMBOL	RATING	UNIT
Collector to Base Voltage	V_{CBO}	20	V
Collector to Emitter Voltage	V_{CEO}	12	V
Emitter to Base Voltage	V_{EBO}	3	V
Collector Current	I_c	100	mA
Total Power Dissipation	P_T	150 in 1 element 200 in 2 elements ^{Note}	mW
Junction Temperature	T_j	150	°C
Storage Temperature	T_{stg}	-65 to +150	°C

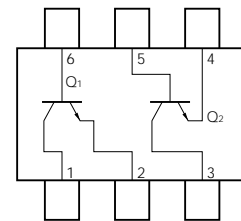
Note 110 mW must not be exceeded in 1 element.

PACKAGE DRAWINGS

(Unit: mm)



PIN CONFIGURATION (Top View)



PIN CONNECTIONS

- 1. Collector (Q1)
- 2. Emitter (Q1)
- 3. Collector (Q2)
- 4. Emitter (Q2)
- 5. Base (Q2)
- 6. Base (Q1)

ELECTRICAL CHARACTERISTICS (T_A = 25 °C)

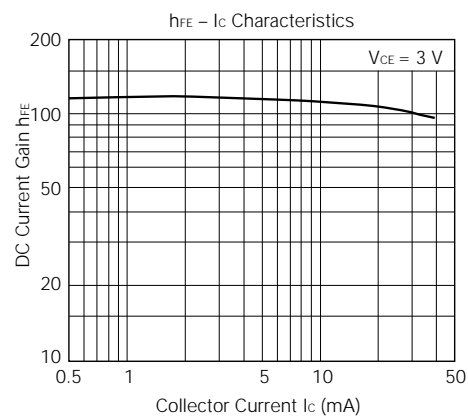
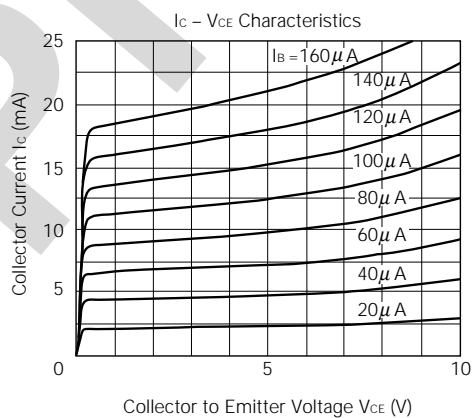
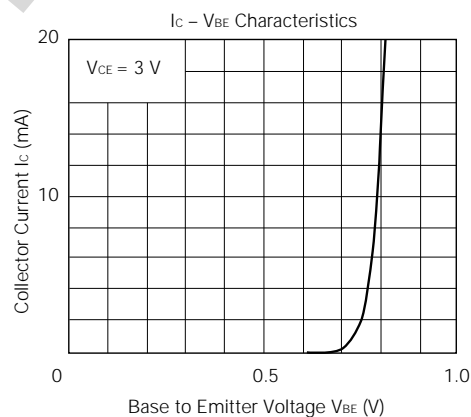
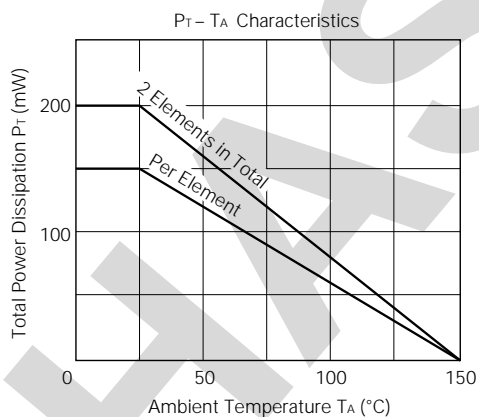
PARAMETER	SYMBOL	CONDITION	MIN.	TYP.	MAX.	UNIT
Collector Cutoff Current	I _{CB0}	V _{CB} = 10 V, I _E = 0			1	μA
Emitter Cutoff Current	I _{EB0}	V _{EB} = 1 V, I _C = 0			1	μA
DC Current Gain	h _{FE}	V _{CE} = 3 V, I _C = 7 mA ^{Note 1}	70		250	
Gain Bandwidth Product	f _T	V _{CE} = 3 V, I _C = 7 mA	3.0	4.5		GHz
Feed-back Capacitance	C _{re}	V _{CB} = 3 V, I _E = 0, f = 1 MHz ^{Note 2}		0.7	1.5	pF
Insertion Power Gain	S ₂₁ ²	V _{CE} = 3 V, I _C = 7 mA, f = 1 GHz	7	9		dB
Noise Figure	NF	V _{CE} = 3 V, I _C = 7 mA, f = 1 GHz		1.2	2.5	dB
h _{FE} Ratio	h _{FE1} /h _{FE2}	V _{CE} = 3 V, I _C = 7 mA A smaller value among h _{FE} of h _{FE1} = Q1, Q2 A larger value among h _{FE} of h _{FE2} = Q1, Q2	0.85			

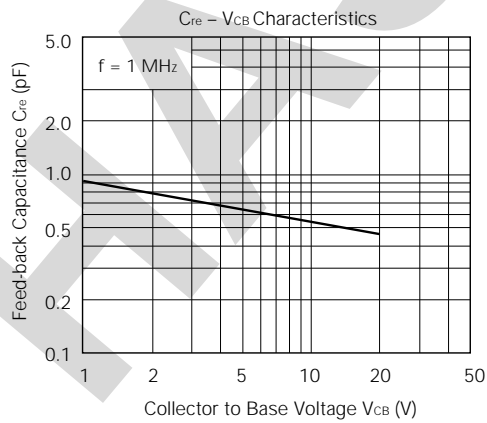
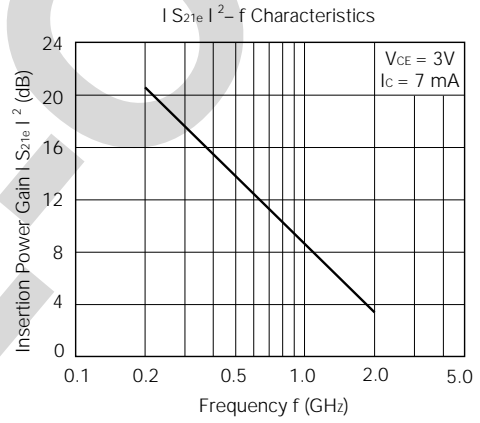
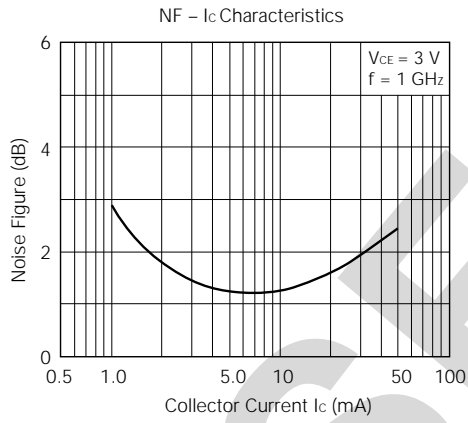
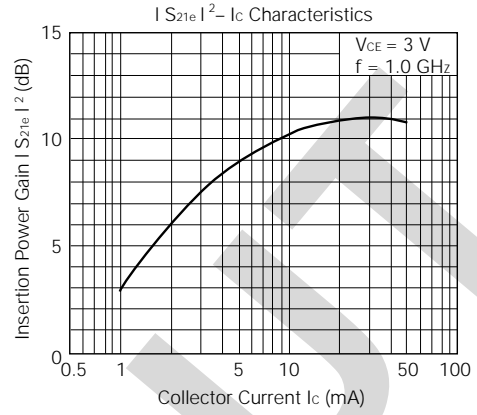
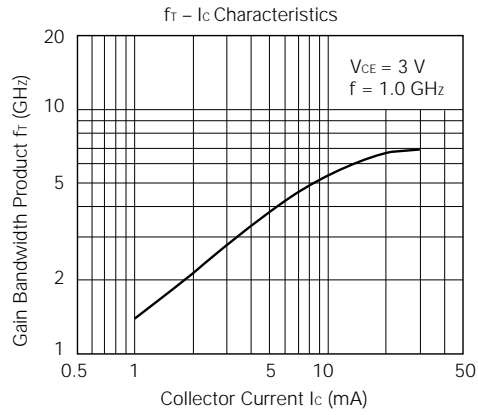
- Notes**
1. Pulse Measurement: P_w ≤ 350 μs, Duty cycle ≤ 2 %
 2. Measured with 3-pin bridge, emitter and case should be connected to guard pin of bridge.

h_{FE} CLASSIFICATION

Rank	FB	GB
Marking	R24	R25
h _{FE} Value	70 to 140	125 to 250

TYPICAL CHARACTERISTICS (T_A = 25 °C)





S-PARAMETERS

V_{CE} = 3 V, I_c = 7 mA, Z_o = 50 Ω

FREQUENCY MHz	S11		S21		S12		S22	
	MAG	ANG	MAG	ANG	MAG	ANG	MAG	ANG
100.00	.750	-45.7	11.858	144.0	.035	63.3	.816	-28.5
200.00	.618	-84.9	10.093	122.3	.053	53.2	.609	-41.8
300.00	.528	-114.5	8.219	107.7	.064	50.6	.481	-46.7
400.00	.483	-134.3	6.684	97.9	.073	50.6	.411	-49.1
500.00	.459	-148.5	5.565	90.5	.081	50.7	.365	-50.5
600.00	.447	-158.8	4.737	84.6	.089	52.3	.337	-51.5
700.00	.441	-167.4	4.134	79.7	.098	53.5	.316	-52.6
800.00	.439	-174.4	3.653	75.2	.107	54.2	.300	-54.2
900.00	.437	179.2	3.283	71.1	.117	54.9	.290	-55.9
1000.00	.437	173.7	2.978	67.2	.126	55.6	.281	-57.9
1100.00	.440	168.6	2.732	63.7	.136	55.8	.275	-59.6
1200.00	.443	163.9	2.533	60.0	.147	55.3	.270	-62.3
1300.00	.444	159.6	2.357	56.6	.158	55.4	.267	-64.7
1400.00	.449	155.5	2.216	53.4	.169	55.3	.264	-67.5
1500.00	.450	151.6	2.077	50.3	.180	54.7	.259	-70.6
1600.00	.455	147.9	1.972	47.4	.192	54.5	.258	-73.3
1700.00	.459	144.3	1.868	44.3	.202	53.9	.256	-76.3
1800.00	.462	140.9	1.789	41.3	.214	53.0	.255	-79.6
1900.00	.466	137.5	1.702	38.4	.226	52.3	.253	-83.0
2000.00	.470	134.4	1.635	36.1	.238	51.5	.253	-86.4

V_{CE} = 3 V, I_c = 5 mA, Z_o = 50 Ω

FREQUENCY MHz	S11		S21		S12		S22	
	MAG	ANG	MAG	ANG	MAG	ANG	MAG	ANG
100.00	.819	-38.9	8.934	148.0	.038	65.8	.868	-23.6
200.00	.701	-73.4	8.007	127.6	.060	53.1	.687	-36.7
300.00	.608	-102.3	6.898	112.6	.072	47.6	.560	-42.4
400.00	.549	-123.6	5.819	101.8	.079	45.2	.483	-45.4
500.00	.511	-139.6	4.970	93.5	.086	45.7	.434	-47.2
600.00	.494	-151.0	4.255	86.9	.093	46.5	.402	-48.6
700.00	.481	-160.8	3.750	81.4	.099	47.2	.379	-49.9
800.00	.475	-168.6	3.328	76.3	.107	48.9	.361	-51.5
900.00	.472	-175.7	3.004	72.0	.113	49.7	.350	-53.4
1000.00	.471	178.2	2.734	67.7	.122	50.9	.340	-55.4
1100.00	.473	172.8	2.522	64.0	.130	51.6	.332	-57.3
1200.00	.474	167.6	2.355	60.2	.139	52.3	.328	-59.7
1300.00	.474	162.9	2.176	56.7	.148	53.1	.322	-62.3
1400.00	.477	158.4	2.038	53.2	.158	53.3	.319	-65.2
1500.00	.481	154.4	1.921	49.8	.168	53.7	.315	-68.2
1600.00	.484	150.3	1.818	46.7	.177	53.3	.313	-70.9
1700.00	.489	146.5	1.726	43.9	.190	53.3	.312	-73.9
1800.00	.490	142.9	1.647	40.6	.200	53.0	.312	-77.2
1900.00	.495	139.3	1.578	37.6	.212	52.7	.309	-80.8
2000.00	.501	136.0	1.505	35.0	.223	52.0	.309	-84.0

S-PARAMETERS

V_{CE} = 3 V, I_c = 3 mA, Z_o = 50 Ω

FREQUENCY MHz	S11		S21		S12		S22	
	MAG	ANG	MAG	ANG	MAG	ANG	MAG	ANG
100.00	.899	-30.6	5.578	153.7	.042	69.0	.923	-17.3
200.00	.808	-60.6	5.327	134.4	.069	54.5	.793	-29.2
300.00	.723	-86.7	4.877	119.6	.084	46.0	.679	-35.4
400.00	.660	-108.2	4.341	108.1	.093	41.1	.604	-39.5
500.00	.610	-125.9	3.883	98.5	.098	38.8	.550	-42.0
600.00	.583	-138.6	3.388	90.9	.102	37.4	.513	-44.2
700.00	.560	-150.0	3.046	84.3	.106	37.8	.487	-45.9
800.00	.547	-159.4	2.741	78.5	.108	38.1	.468	-47.9
900.00	.538	-167.4	2.498	73.4	.112	39.5	.455	-49.9
1000.00	.535	-174.4	2.287	68.9	.116	41.0	.444	-52.3
1100.00	.534	179.3	2.111	64.6	.120	43.0	.435	-54.7
1200.00	.533	173.4	1.965	60.2	.125	45.1	.429	-57.2
1300.00	.533	168.3	1.830	56.3	.131	46.7	.424	-59.9
1400.00	.534	163.2	1.721	52.7	.139	48.3	.422	-62.8
1500.00	.538	158.7	1.620	49.2	.146	49.8	.417	-65.7
1600.00	.542	154.3	1.544	45.7	.155	51.3	.414	-68.8
1700.00	.545	150.0	1.464	42.7	.164	52.4	.415	-72.0
1800.00	.548	146.1	1.396	39.5	.174	53.0	.412	-75.3
1900.00	.552	142.0	1.336	36.6	.187	53.7	.411	-78.8
2000.00	.556	138.3	1.280	33.6	.199	54.1	.411	-82.3

V_{CE} = 3 V, I_c = 1 mA, Z_o = 50 Ω

FREQUENCY MHz	S11		S21		S12		S22	
	MAG	ANG	MAG	ANG	MAG	ANG	MAG	ANG
100.00	.967	-22.9	1.935	159.9	.045	74.0	.978	-9.2
200.00	.930	-45.8	1.968	143.1	.083	60.1	.931	-17.4
300.00	.884	-67.1	1.938	129.1	.108	48.9	.870	-23.2
400.00	.842	-85.9	1.827	117.2	.125	39.4	.822	-28.0
500.00	.801	-103.1	1.748	106.7	.134	32.6	.779	-31.9
600.00	.771	-117.0	1.576	97.4	.137	27.1	.749	-35.3
700.00	.742	-130.0	1.498	89.2	.137	22.9	.722	-38.4
800.00	.722	-141.2	1.403	81.9	.134	20.0	.702	-41.3
900.00	.706	-151.1	1.326	75.6	.129	18.5	.690	-44.4
1000.00	.695	-159.9	1.242	69.6	.124	17.8	.680	-47.4
1100.00	.689	-167.7	1.169	64.5	.118	18.1	.671	-50.4
1200.00	.685	-174.9	1.102	59.6	.112	19.8	.666	-53.6
1300.00	.681	178.7	1.030	55.3	.106	23.5	.660	-56.9
1400.00	.681	172.6	.979	50.9	.103	28.0	.658	-60.4
1500.00	.683	166.8	.925	47.2	.100	33.6	.654	-64.0
1600.00	.684	161.4	.884	43.6	.102	40.4	.651	-67.6
1700.00	.684	156.1	.842	40.4	.107	47.5	.651	-71.5
1800.00	.686	151.4	.804	37.3	.115	53.5	.649	-75.1
1900.00	.689	146.6	.773	34.6	.127	57.9	.646	-79.2
2000.00	.690	142.1	.738	32.3	.141	62.1	.646	-83.0

NOTICE

1. Descriptions of circuits, software and other related information in this document are provided only to illustrate the operation of semiconductor products and application examples. You are fully responsible for the incorporation of these circuits, software, and information in the design of your equipment. California Eastern Laboratories and Renesas Electronics assumes no responsibility for any losses incurred by you or third parties arising from the use of these circuits, software, or information.
2. California Eastern Laboratories has used reasonable care in preparing the information included in this document, but California Eastern Laboratories does not warrant that such information is error free. California Eastern Laboratories and Renesas Electronics assumes no liability whatsoever for any damages incurred by you resulting from errors in or omissions from the information included herein.
3. California Eastern Laboratories and Renesas Electronics do not assume any liability for infringement of patents, copyrights, or other intellectual property rights of third parties by or arising from the use of Renesas Electronics products or technical information described in this document. No license, express, implied or otherwise, is granted hereby under any patents, copyrights or other intellectual property rights of California Eastern Laboratories or Renesas Electronics or others.
4. You should not alter, modify, copy, or otherwise misappropriate any Renesas Electronics product, whether in whole or in part. California Eastern Laboratories and Renesas Electronics assume no responsibility for any losses incurred by you or third parties arising from such alteration, modification, copy or otherwise misappropriation of Renesas Electronics product.
5. Renesas Electronics products are classified according to the following two quality grades: "Standard" and "High Quality". The recommended applications for each Renesas Electronics product depends on the product's quality grade, as indicated below. "Standard": Computers; office equipment; communications equipment; test and measurement equipment; audio and visual equipment; home electronic appliances; machine tools; personal electronic equipment; and industrial robots etc. "High Quality": Transportation equipment (automobiles, trains, ships, etc.); traffic control systems; anti-disaster systems; anti-crime systems; and safety equipment etc. Renesas Electronics products are neither intended nor authorized for use in products or systems that may pose a direct threat to human life or bodily injury (artificial life support devices or systems, surgical implantations etc.), or may cause serious property damages (nuclear reactor control systems, military equipment etc.). You must check the quality grade of each Renesas Electronics product before using it in a particular application. You may not use any Renesas Electronics product for any application for which it is not intended. California Eastern Laboratories and Renesas Electronics shall not be in any way liable for any damages or losses incurred by you or third parties arising from the use of any Renesas Electronics product for which the product is not intended by California Eastern Laboratories or Renesas Electronics.
6. You should use the Renesas Electronics products described in this document within the range specified by California Eastern Laboratories, especially with respect to the maximum rating, operating supply voltage range, movement power voltage range, heat radiation characteristics, installation and other product characteristics. California Eastern Laboratories shall have no liability for malfunctions or damages arising out of the use of Renesas Electronics products beyond such specified ranges.
7. Although Renesas Electronics endeavors to improve the quality and reliability of its products, semiconductor products have specific characteristics such as the occurrence of failure at a certain rate and malfunctions under certain use conditions. Further, Renesas Electronics products are not subject to radiation resistance design. Please be sure to implement safety measures to guard them against the possibility of physical injury, and injury or damage caused by fire in the event of the failure of a Renesas Electronics product, such as safety design for hardware and software including but not limited to redundancy, fire control and malfunction prevention, appropriate treatment for aging degradation or any other appropriate measures. Because the evaluation of microcomputer software alone is very difficult, please evaluate the safety of the final products or systems manufactured by you.
8. Please contact a California Eastern Laboratories sales office for details as to environmental matters such as the environmental compatibility of each Renesas Electronics product. Please use Renesas Electronics products in compliance with all applicable laws and regulations that regulate the inclusion or use of controlled substances, including without limitation, the EU RoHS Directive. California Eastern Laboratories and Renesas Electronics assume no liability for damages or losses occurring as a result of your noncompliance with applicable laws and regulations.
9. Renesas Electronics products and technology may not be used for or incorporated into any products or systems whose manufacture, use, or sale is prohibited under any applicable domestic or foreign laws or regulations. You should not use Renesas Electronics products or technology described in this document for any purpose relating to military applications or use by the military, including but not limited to the development of weapons of mass destruction. When exporting the Renesas Electronics products or technology described in this document, you should comply with the applicable export control laws and regulations and follow the procedures required by such laws and regulations.
10. It is the responsibility of the buyer or distributor of California Eastern Laboratories, who distributes, disposes of, or otherwise places the Renesas Electronics product with a third party, to notify such third party in advance of the contents and conditions set forth in this document, California Eastern Laboratories and Renesas Electronics assume no responsibility for any losses incurred by you or third parties as a result of unauthorized use of Renesas Electronics products.
11. This document may not be reproduced or duplicated in any form, in whole or in part, without prior written consent of California Eastern Laboratories.
12. Please contact a California Eastern Laboratories sales office if you have any questions regarding the information contained in this document or Renesas Electronics products, or if you have any other inquiries.

NOTE 1: "Renesas Electronics" as used in this document means Renesas Electronics Corporation and also includes its majority-owned subsidiaries.

NOTE 2: "Renesas Electronics product(s)" means any product developed or manufactured by or for Renesas Electronics.

NOTE 3: Products and product information are subject to change without notice.

CEL Headquarters • 4590 Patrick Henry Drive, Santa Clara, CA 95054 • Phone (408) 919-2500 • www.cel.com

For a complete list of sales offices, representatives and distributors,
Please visit our website: www.cel.com/contactus