

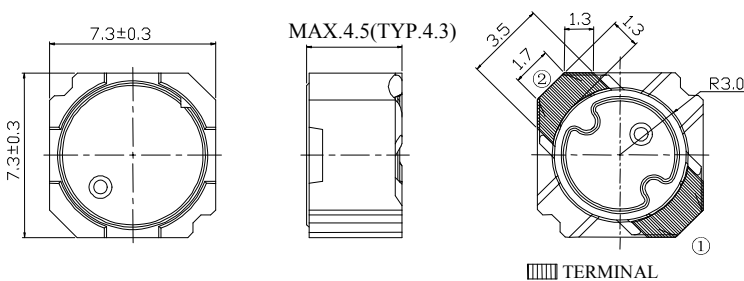
SMD Power Inductor CDR7D43MN



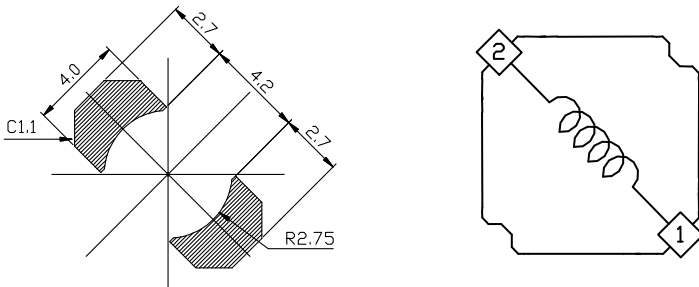
Description

- Ferrite drum core construction.
- Magnetically shielded.
- L × W × H: 7.6 × 7.6 × 4.5 mm Max.
- Product weight: 0.84g(Ref.)
- Moisture Sensitivity Level: 1
- RoHS compliance.

Dimension - [mm]



Land pattern and Schematics - [mm]



Environmental Data

- Operating temperature range: -40°C~+105°C (including coil's self temperature rise)
- Storage temperature range: -40°C~+105°C
- Solder reflow temperature: 260 °C peak.

Packaging

- Carrier tape and reel packaging
- 13.0" diameter reel
- 1000pcs per reel

Applications

- Ideally used in LCD Driver, DSC/DVC, Notebook PC etc as DC-DC converter inductors.

SMD Power Inductor CDR7D43MN



Electrical Characteristics

PART NO.	STAMP	INDUCTANCE [WITHIN] ※1	D.C.R. (mΩ) MAX. (Typ.) (at 20°C)	SATURATION CURRENT (A) ※2		TEMPERATURE RISE CURRENT (A) ※3
				(at 20°C)	(at 105°C)	
CDR7D43MNNP-3R7NC	3R7	3.7 μH ± 25%	18.9(15.1)	6.95	5.60	4.3
CDR7D43MNNP-4R7NC	4R7	4.7 μH ± 25%	21.4(17.1)	6.20	4.85	4.0
CDR7D43MNNP-5R8NC	5R8	5.8 μH ± 25%	24.0(19.1)	5.60	4.20	3.7
CDR7D43MNNP-7R2NC	7R2	7.2 μH ± 25%	33.9(27.2)	4.95	3.90	3.0
CDR7D43MNNP-100NC	100	10 μH ± 25%	48.4(38.7)	4.10	3.25	2.5
CDR7D43MNNP-120NC	120	12 μH ± 25%	56.8(45.4)	3.90	3.05	2.1
CDR7D43MNNP-150NC	150	15 μH ± 25%	80.4(64.3)	3.35	2.75	1.8
CDR7D43MNNP-180NC	180	18 μH ± 25%	93.6(74.9)	3.05	2.40	1.6
CDR7D43MNNP-220NC	220	22 μH ± 25%	106.4(85.1)	2.85	2.20	1.5
CDR7D43MNNP-270NC	270	27 μH ± 25%	143.6(114.9)	2.50	2.00	1.25
CDR7D43MNNP-330NC	330	33 μH ± 25%	160.0(127.7)	2.30	1.75	1.15
CDR7D43MNNP-390NC	390	39 μH ± 25%	175.0(140.0)	2.10	1.65	1.10
CDR7D43MNNP-470NC	470	47 μH ± 25%	247.0(197.6)	1.90	1.45	0.90
CDR7D43MNNP-560NC	560	56 μH ± 25%	266.3(213.0)	1.75	1.35	0.85
CDR7D43MNNP-680NC	680	68 μH ± 25%	363.8(291.1)	1.55	1.25	0.75
CDR7D43MNNP-820NC	820	82 μH ± 25%	401.4(321.1)	1.45	1.15	0.65
CDR7D43MNNP-101NC	101	100 μH ± 25%	455.8(364.6)	1.25	1.05	0.55

※1. Measuring condition: at 100kHz.

※2. Saturation current: The value of D.C. current when the inductance decreases to 65% of its nominal value.

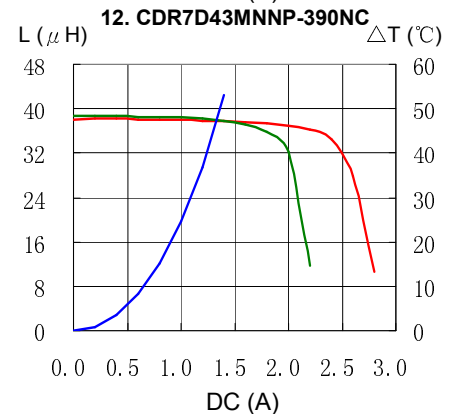
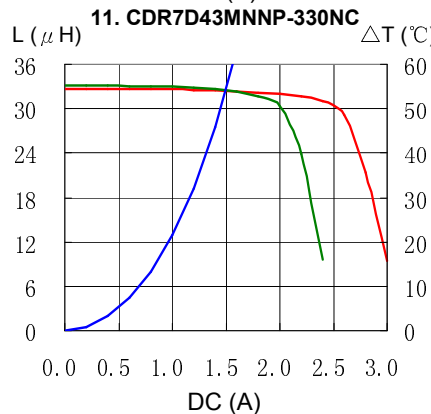
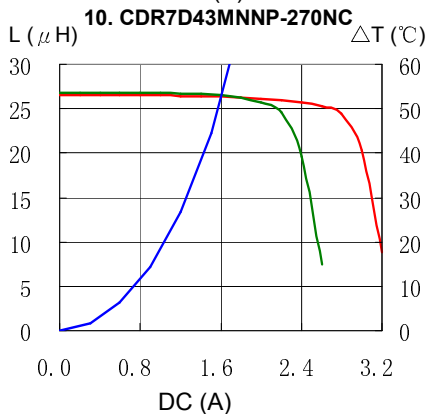
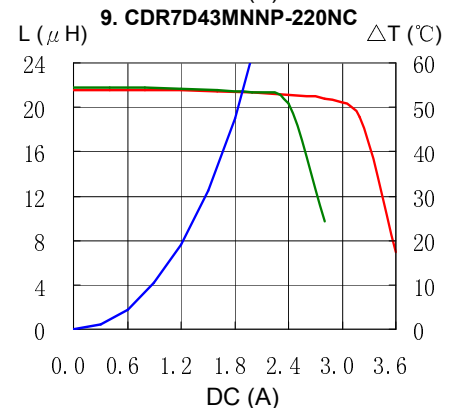
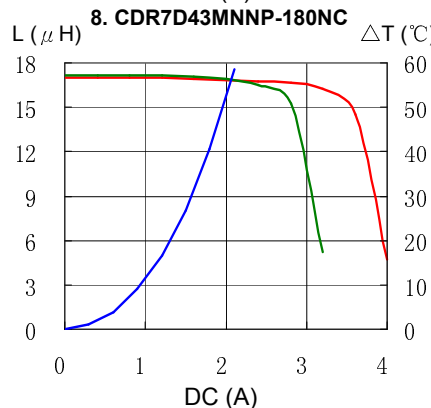
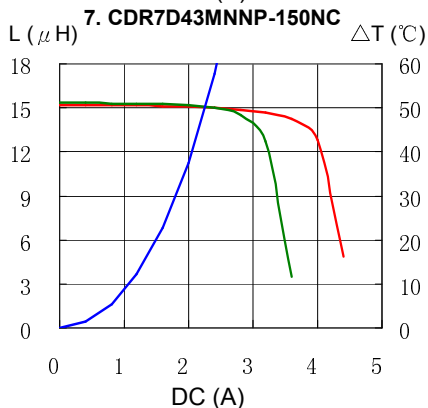
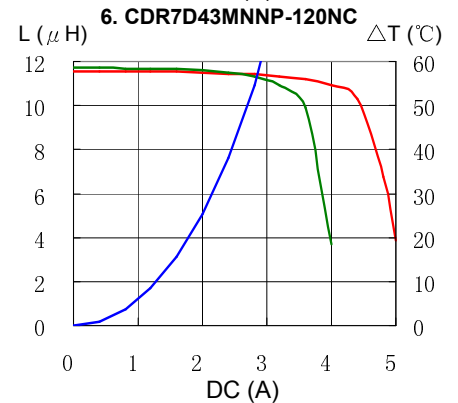
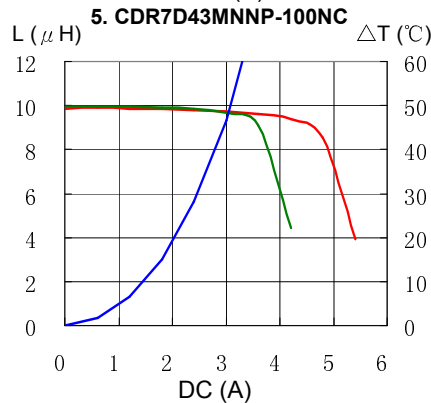
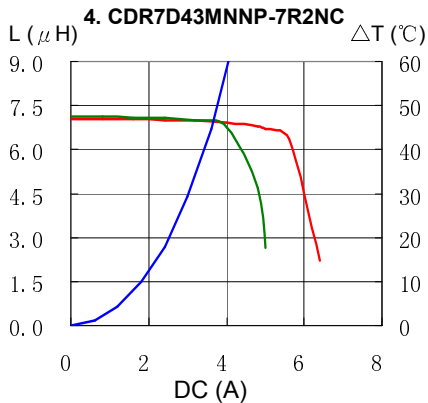
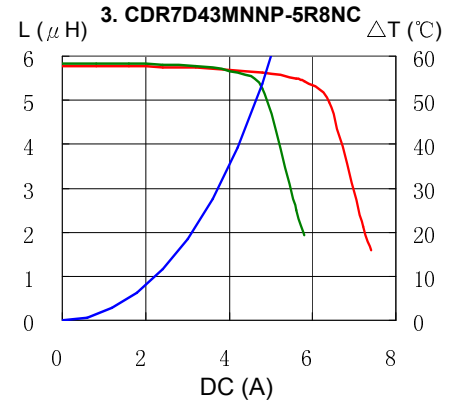
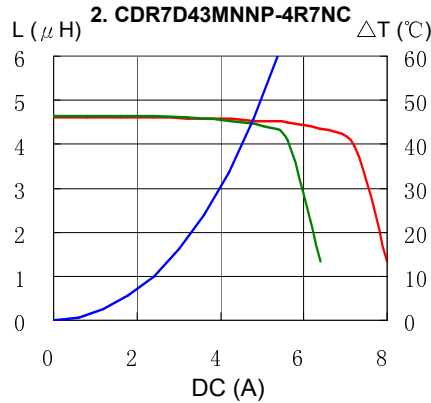
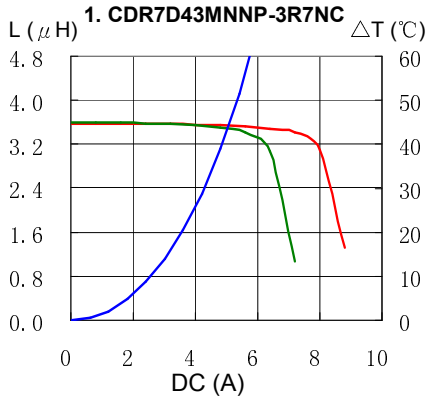
※3. Temperature rise current: The value of D.C. current when the temperature rise is $\Delta t = 40^\circ\text{C}$ ($T_a = 20^\circ\text{C}$).

SMD Power Inductor CDR7D43MN



Saturation Current & Temperature Rise Graph

— L (20°C) — L (105°C) — ΔT

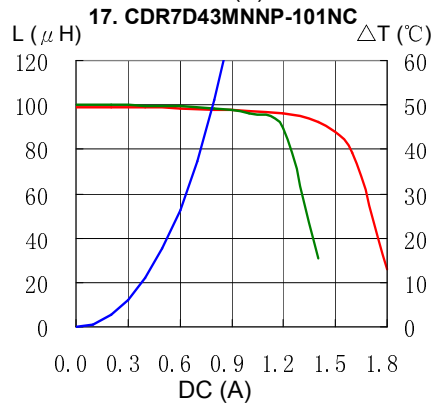
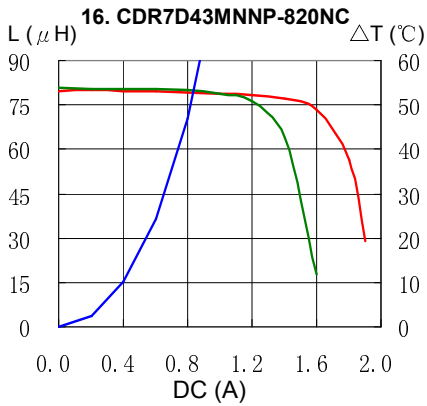
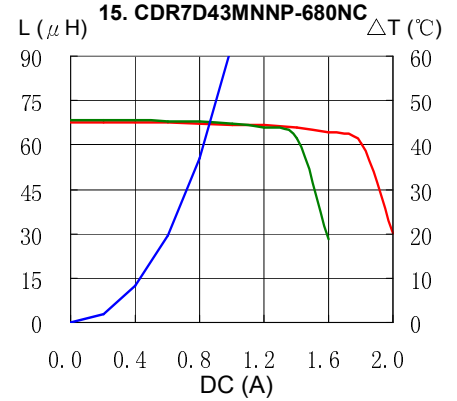
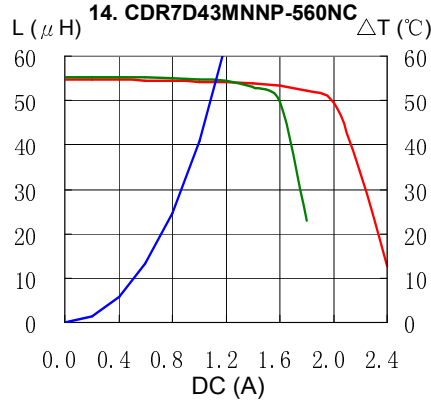
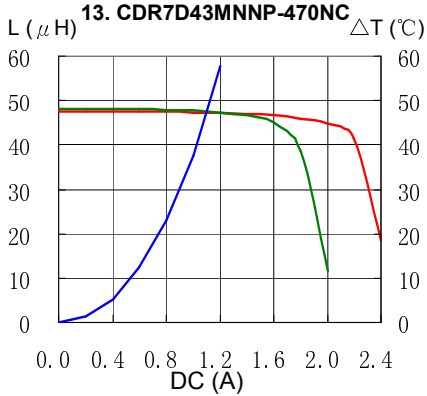


SMD Power Inductor CDR7D43MN

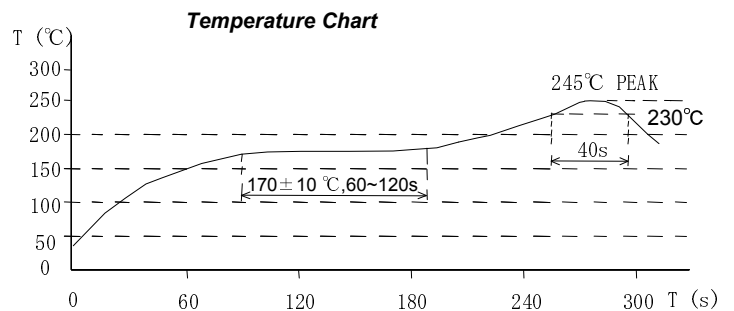
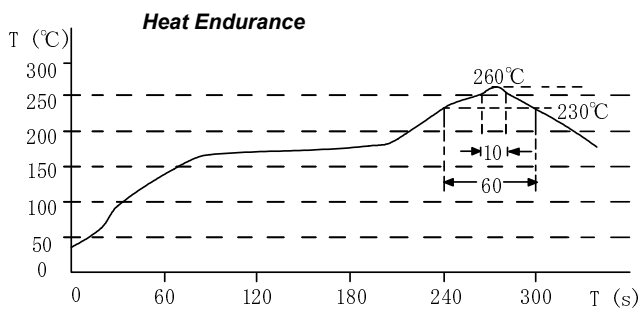


Saturation Current & Temperature Rise Graph

— L (20°C) — L (105°C) — ΔT



Solder Reflow Condition



Please refer to the sales offices on our website - <http://www.sumida.com>

Hong Kong
Tel.+852-2880-6781
FAX.+852-2565-9600
sales@hk.sumida.com

Saitama(Japan)
Tel.+81-48-691-7300
FAX.+81-48-691-7340
sales@jp.sumida.com

Chicago
Tel.+1-847-545-6700
FAX. +1-847-545-6720
sales@us.sumida.com

Shanghai
Tel.+86-21-5836-3299
FAX.+86-21-5836-3266
shanghai.sales@cn.sumida.com

Seoul
Tel.+82-2-6237-0777
FAX.+82-2-6237-0778
sales@kr.sumida.com

Oberzell
Tel.+49-8591-937-0
FAX. +49-8591-937-103
contact@eu.sumida.com

Shenzhen
Tel.+86-755-8291-0228
FAX.+86-755-8291-0338
shenzhen.sales@cn.sumida.com

Singapore
Tel.+65-6296-3388
FAX.+65-6841-4426
sales@sg.sumida.com

Neumarkt
Tel.+49-9181-4509-110
FAX. +49-9181-4509-310
infocomp@eu.sumida.com

Taipei
Tel.+886-2-8751-2737
FAX.+886-2-8751-2738
sales@tw.sumida.com

San Jose
Tel.+1-408-321-9660
FAX.+1-408-321-9308
sales@us.sumida.com