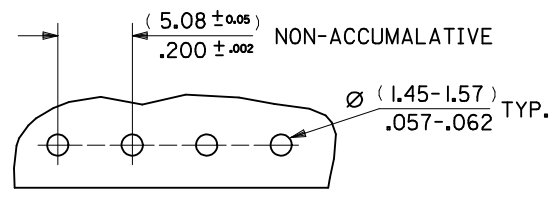
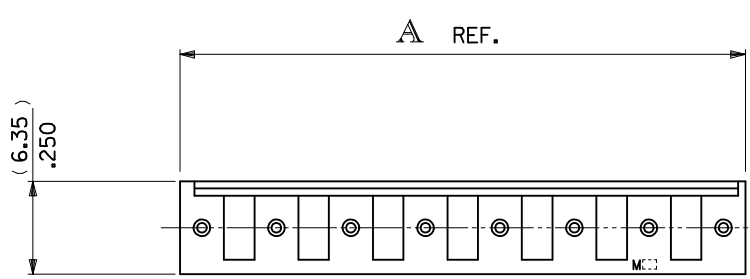
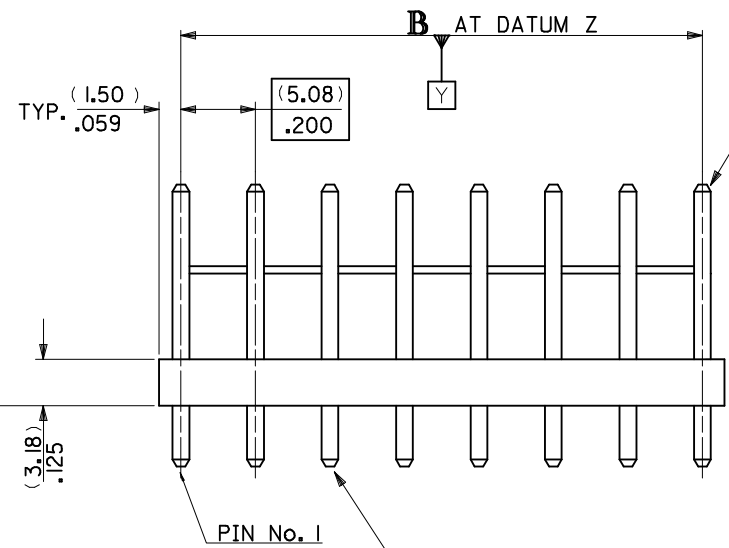


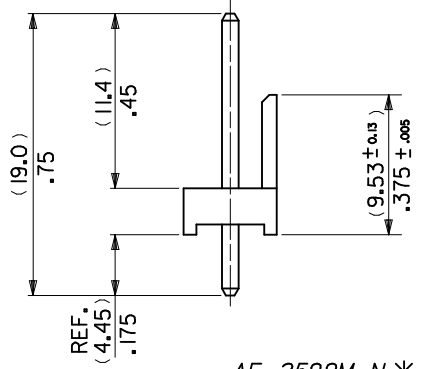
10 9 8 7 6 5 4 3 2 1



RECOMMENDED PCB HOLE DIMENSIONS

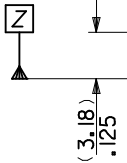


TIPS ONLY
 $\text{Ø} \text{ (0.51) } / .020 \text{ Z X Y}$



TIPS ONLY
 $\text{Ø} \text{ (0.38) } / .015 \text{ Z X Y}$

No OF CCTS.	DIMn. A	DIMn. B
2	(8.08) .318	(5.08 ± 0.13) .200 ± .005
3	(13.16) .518	(10.16 ± 0.13) .400 ± .005
4	(18.24) .718	(15.24 ± 0.13) .600 ± .005
5	(23.32) .918	(20.32 ± 0.13) .800 ± .005
6	(28.40) 1.118	(25.40 ± 0.15) 1.000 ± .006
7	(33.48) 1.318	(30.48 ± 0.18) 1.200 ± .007
8	(38.56) 1.518	(35.56 ± 0.18) 1.400 ± .007
9	(43.64) 1.718	(40.64 ± 0.20) 1.600 ± .008
10	(48.72) 1.918	(45.72 ± 0.20) 1.800 ± .008
11	(53.80) 2.118	(50.80 ± 0.20) 2.000 ± .008
12	(58.88) 2.318	(55.88 ± 0.23) 2.200 ± .009



PIN No. 1

AE-2599M-N*
 VOID CKT. LOCn.
 NO. OF CKTS. VERSION
 SEE SHEET 2

- NOTES:
1. WAFER MATERIAL: NYLON 6/6, UL94V-2
TERMINAL PIN: (1.14)/.045 DIA. BRASS
 2. FOR PLATING, SEE CHARTS.
 3. PRODUCT SPECIFICATION: PS-99020-0087
 4. PIN PUSH OUT FORCE (13.34N)/3LBS. MIN.
 5. PINS MUST CONFORM TO MOLEX SOLDERABILITY SPEC. ES-152.
 6. RECOMMENDED PCB THICKNESS 1.6MM.
 7. THIS PART CONFORMS TO CLASS B REQUIREMENTS OF COSMETIC SPECIFICATION PS-45499-002.

REMOVE 13-20 CKT EC NO: UCP2013-0223 DRWN:MMSTROH 2012/06/08 CHKD:HK(IPPER) 2012/07/18 APPR:FSMILTH 2012/07/25 AF	DESCRIPTION REV	QUALITY SYMBOLS $\nabla 7 = 0$ $\nabla 7 = 0$ $\nabla 7 = 0$	GENERAL TOLERANCES (UNLESS SPECIFIED) mm INCH 4 PLACES ± --- ± --- 3 PLACES ± --- ± .010 2 PLACES ± 0.25 ± .014 1 PLACE ± 0.35 ± --- 0 PLACE ± ±	DIMENSION STYLE MM/IN DRAWN BY DATE MC 23/02/1988 CHECKED BY DATE DMOR IARTY 98/10/09 APPROVED BY DATE JDENNEHY 2010/05/26	SCALE 3:1 DESIGN UNITS METRIC THIRD ANGLE PROJECTION	TITLE WAFER KK (5.08)/.200 CENTRES WITH POLARIZING WALL molex
		ANGULAR ± --- ° DRAFT WHERE APPLICABLE MUST REMAIN WITHIN DIMENSIONS	MATERIAL NO. SEE CHART	DOCUMENT NO. SDAE-2599M-N*	SHEET NO. 1 OF 2	
		THIS DRAWING CONTAINS INFORMATION THAT IS PROPRIETARY TO MOLEX INCORPORATED AND SHOULD NOT BE USED WITHOUT WRITTEN PERMISSION				
		SIZE B				

9 8 7 6 5 4 3 2 1

10 9 8 7 6 5 4 3 2 1

No. OF CCTS.
2
3
4
5
6
7
8
9
10
11
12
PLATING

AE-2599M-NA	
PART No.	ENG. No.
10-08- 502I	AE-2599M- 2 A
↑ 503I	↑ 3 A
504I	4 A
505I	5 A
506I	6 A
507I	7 A
508I	8 A
509I	9 A
510I	10 A
↓ 511I	↓ 11 A
10-08- 512I	AE-2599M- 12 A
0.00254/.000100 MIN MATTE TIN OVER	
0.00127/.000050 MIN NICKEL	

AE-2599M-NA-*			
PART No.	ENG. No.	PART No.	ENG. No.
38-00-0888	AE-2599M- 3 A-1	38-00-7480	AE-2599M- 8 A-5
38-00-7089	↑ 3 A-2	38-00-7486	↑ 8 A-1,5
38-00-7586	3 A-3	38-00-7097	8 A-3,5
38-00-7091	4 A-1,3	38-00-7606	8 A-3,6
38-00-7090	4 A-2	38-00-7598	8 A-5,7
38-00-7092	4 A-3	38-00-7485	8 A-5,8
38-00-4903	4 A-2,3	38-00-8278	08 A-2
38-00-7483	5 A-2	38-00-7660	8 A-3
38-00-7610	5 A-2,4	38-00-7707	8 A-6
38-00-7093	5 A-3	38-00-8277	8 A-7
38-00-7594	5 A-4	38-00-7609	9 A-2
38-00-7487	5 A-5	38-00-7084	9 A-3
38-00-7584	6 A-2	38-00-7585	9 A-4
38-00-7094	6 A-3	38-00-7607	9 A-4,7
38-00-7095	6 A-4	38-00-7098	9 A-5
38-00-7096	6 A-5	38-00-7599	9 A-6
38-00-7100	6 A-4,5	38-00-7670	9 A-7
38-00-7479	6 A-6	38-00-7484	10 A-3
38-00-1208	7 A-2	38-00-4902	10 A-4
38-00-7608	7 A-2,5	38-00-4905	10 A-6
38-00-7481	7 A-3	38-00-7099	11 A-5
38-00-0887	7 A-4	38-00-4900	12 A-2
38-00-7595	7 A-5	38-00-7482	12 A-4
38-00-7596	7 A-6	38-00-4899	12 A-6
38-00-7664	↓ 8 A-3	38-00-4904	12 A-8
38-00-7597	AE-2599M- 8 A-4	38-00-4901	12 A-9
		38-00-7600	↓ 12 A-3,10
		38-00-7601	AE-2599M- 12 A-6,10
0.00254/.000100 MIN MATTE TIN OVER 0.00127/.000050 NICKEL			

SEE SHEET 1 EC NO: UCP2013-0223 DRAWN:MMSTROH 2012/06/08 CHKD:HKIPPER 2012/07/18 APPR:FSMITH 2012/07/25	DESCRIPTION	QUALITY SYMBOLS	GENERAL TOLERANCES (UNLESS SPECIFIED)		DIMENSION STYLE	SCALE	DESIGN UNITS	THIRD ANGLE PROJECTION
		▽E/0	mm	INCH	MM/IN	---	METRIC	☉
		▽E/0	4 PLACES ± ---	± ---	DRAWN BY DATE	TITLE	DOCUMENT NO.	SHEET NO.
		▽E/0	3 PLACES ± ---	± ---	MC 1988/02/23			
▽E/0	2 PLACES ± ---	± ---	CHECKED BY DATE					
		1 PLACE ± ---	± ---	DMORIARTY 1988/02/23	WAFER KK (5.08)/.200 CENTRES WITH POLARIZING WALL			
		0 PLACE ±	±	APPROVED BY DATE	molex			
				ANGULAR ± ---°	MATERIAL NO.	SDAE-2599M-N*		2 OF 2
				DRAFT WHERE APPLICABLE MUST REMAIN WITHIN DIMENSIONS	SEE CHART			
					SIZE B	THIS DRAWING CONTAINS INFORMATION THAT IS PROPRIETARY TO MOLEX INCORPORATED AND SHOULD NOT BE USED WITHOUT WRITTEN PERMISSION		

9 8 7 6 5 4 3 2 1