

**SK12-L  
THRU  
SK110-L**

**Features**

- Lead Free Finish/RoHS Compliant(Note 1) ("P" Suffix designates RoHS Compliant. See ordering information)
- Epoxy meets UL 94 V-0 flammability rating
- Moisture Sensitivity Level 1
- Reverse Energy Tested and Guard Ring Protection
- High Current Capability and Low Forward Voltage
- Extremely Low Thermal Resistance
- Halogen free available upon request by adding suffix "-HF"

**Maximum Ratings**

- Operating Temperature: -55°C to +125°C
- Storage Temperature: -55°C to +150°C
- Maximum Thermal Resistance; 15°C/W Junction To Lead

MCC Catalog Number	Device Marking	Maximum Recurrent Peak Reverse Voltage	Maximum RMS Voltage	Maximum DC Blocking Voltage
SK12-L	SK12	20V	14V	20V
SK13-L	SK13	30V	21V	30V
SK14-L	SK14	40V	28V	40V
SK15-L	SK15	50V	35V	50V
SK16-L	SK16	60V	42V	60V
SK18-L	SK18	80V	56V	80V
SK110-L	SK110	100V	70V	100V

**Electrical Characteristics @ 25°C Unless Otherwise Specified**

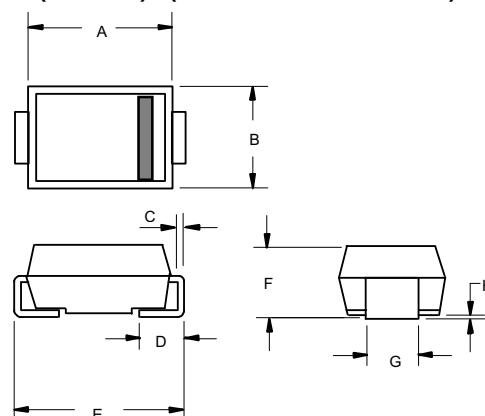
Average Forward Current	$I_{F(AV)}$	1.0A	$T_L = 75^\circ\text{C}$
Peak Forward Surge Current	$I_{FSM}$	30A	8.3ms, half sine
Maximum Instantaneous Forward Voltage	$V_F$	SK12~14 SK15~16 SK18~110 .50V .72V .85V	$I_{FM} = 1.0A;$ $T_J = 25^\circ\text{C}$
Maximum DC Reverse Current At Rated DC Blocking Voltage	$I_R$	.5mA 20mA	$T_J = 25^\circ\text{C}$ $T_J = 100^\circ\text{C}$
Typical Junction Capacitance	$C_J$	SK12 SK13~110 110pF 30pF	Measured at 1.0MHz, $V_R=4.0V$

\*Pulse test: Pulse width 300 μsec, Duty cycle 2%

Notes: 1. High Temperature Solder Exemption Applied, see EU Directive Annex Notes 7.

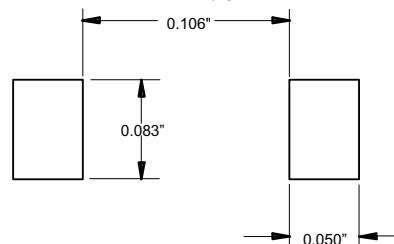
**1 Amp Schottky  
Rectifier  
20 to 100 Volts**

**DO-214AA  
(SMB) (LEAD FRAME)**



DIM	DIMENSIONS				NOTE
	INCHES		MM		
	MIN	MAX	MIN	MAX	
A	.160	.185	4.06	4.70	
B	.130	.155	3.30	3.94	
C	.006	.012	0.15	0.31	
D	.030	.060	0.76	1.52	
E	.200	.220	5.08	5.59	
F	.079	.096	2.00	2.44	
G	.075	.087	1.91	2.21	
H	.002	.008	0.05	0.203	

**SUGGESTED SOLDER  
PAD LAYOUT**



# SK12-L thru SK110-L

## Rating and Characteristic Curves

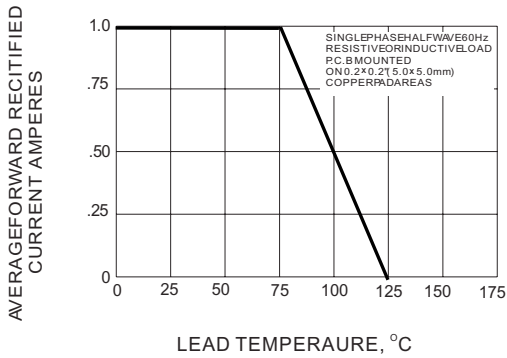


Figure 1. -- Forward current derating curve

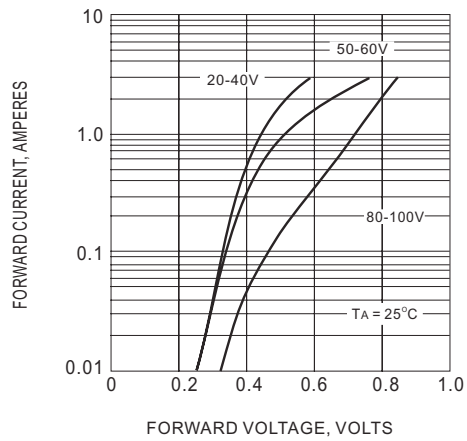


Figure 2. -- Typical Instantaneous Forward Characteristic

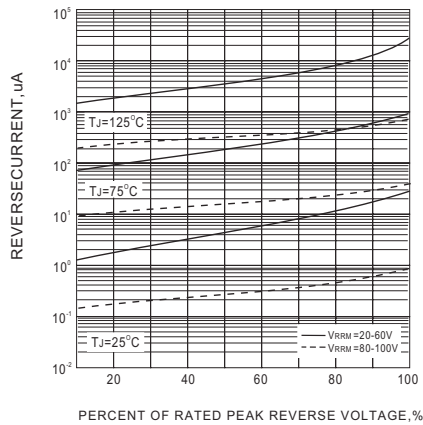


Figure 3. -- Typical Reverse Characteristics

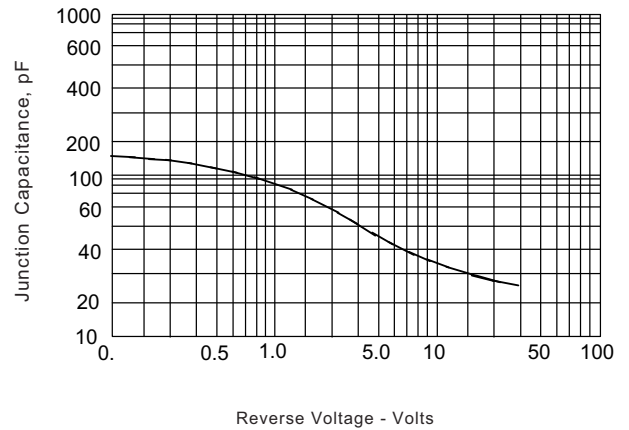


Figure 4. -- Typical Junction Capacitance



TM

Micro Commercial Components

### Ordering Information :

Device	Packing
SK12-LTP~ SK110-LTP	Tape&Reel: 3Kpcs/Reel

Note : Adding "-HF" suffix for halogen free, eg. SK12-LTP-HF~SK110-LTP-HF

#### \*\*\*IMPORTANT NOTICE\*\*\*

**Micro Commercial Components Corp.** reserves the right to make changes without further notice to any product herein to make corrections, modifications , enhancements , improvements , or other changes . **Micro Commercial Components Corp .** does not assume any liability arising out of the application or use of any product described herein; neither does it convey any license under its patent rights ,nor the rights of others . The user of products in such applications shall assume all risks of such use and will agree to hold **Micro Commercial Components Corp .** and all the companies whose products are represented on our website, harmless against all damages.

#### \*\*\*LIFE SUPPORT\*\*\*

MCC's products are not authorized for use as critical components in life support devices or systems without the express written approval of Micro Commercial Components Corporation.

#### \*\*\*CUSTOMER AWARENESS\*\*\*

Counterfeiting of semiconductor parts is a growing problem in the industry. Micro Commercial Components (MCC) is taking strong measures to protect ourselves and our customers from the proliferation of counterfeit parts. MCC strongly encourages customers to purchase MCC parts either directly from MCC or from Authorized MCC Distributors who are listed by country on our web page cited below. Products customers buy either from MCC directly or from Authorized MCC Distributors are genuine parts, have full traceability, meet MCC's quality standards for handling and storage. **MCC will not provide any warranty coverage or other assistance for parts bought from Unauthorized Sources.** MCC is committed to combat this global problem and encourage our customers to do their part in stopping this practice by buying direct or from authorized distributors.

[www.mccsemi.com](http://www.mccsemi.com)