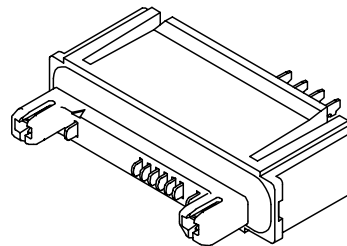
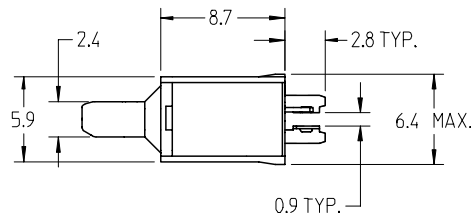


ISOMETRIC VIEW
16 CIRCUIT MODULE

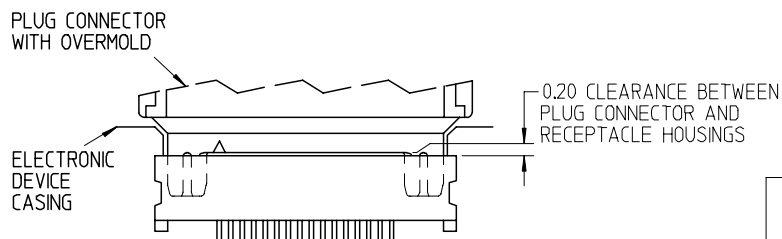


MODULE WITH VOIDED CIRCUITS
(EXAMPLE)



NOTES:

1. MATERIALS:
HOUSING - THERMOPLASTIC, UL94V-0, COLOR:BLACK
TERMINALS - COPPER ALLOY
LATCHES - STAINLESS STEEL
2. FINISHES: GOLD OVER NICKEL ON CONTACT AREAS,
TIN OVER NICKEL ON SOLDER AREAS.
3. PRODUCT SPECIFICATION: PS-44828-001
APPLICATION SPECIFICATION: AS-44828-001
4. PLEASE REFER TO MOLEX APPLICATION SPECIFICATION NO. AS-45339-001
FOR RECOMMENDATIONS FOR OVERMOLDING AFTER CABLE ASSEMBLY.
5. PACKAGED IN VACUUM-FORMED TRAYS (2100 PIECES PER CARTON).



RECOMMENDATIONS FOR CONFIGURATION
OF MATED CONNECTORS

IMPORTANT: PLEASE REFER TO MOLEX
APPLICATION SPECIFICATION AS-44828-001 FOR
DETAILED DESIGN LAYOUT AND MATING REQUIREMENTS

5				X	X	X	X									X	453391607
14	X	X	X	X	X	X			X	X	X	X	X	X	X	X	453391606
15	X	X	X	X	X	X	X	X	X	X	X	X	X	X		X	453391605
10	X	X	X	X	X	X		X	X			X	X				453391604
9	X								X	X	X	X	X	X		X	453391603
8	X								X	X	X	X	X	X		X	453391602
2	X															X	453391601
16	X	X	X	X	X	X	X	X	X	X	X	X	X	X	X	X	453391600
NO. OF CIRCUITS	1	2	3	4	5	6	7	8	9	10	11	12	13	14	15	16	MATERIAL NOS

REVISED PER EC EC NO: UCP2006-1391 DRWN:MSIMMEL 2005/12/19 CHKD:MSIMMEL 2005/12/20 APPR:JCOMERC 2005/12/21	DESCRIPTION	QUALITY SYMBOLS	GENERAL TOLERANCES (UNLESS SPECIFIED)	SCALE 3:1	DESIGN UNITS METRIC	THIRD ANGLE PROJECTION	REVISE ON CAD ONLY
		▽ -0 ▽ -0	mm	INCH	DIMENSION STYLE MM ONLY		TITLE
			4 PLACES ± --- ± ---		DRAWN BY MSIMMEL	DATE 20051213	0.8MM HANDYLINK™ PLUG CONNECTOR MODULES FOR WIRE TERMINATION
			3 PLACES ± --- ± ---		CHECKED BY MSIMMEL	DATE 20051213	
2 PLACES ± 0.10 ± ---		DRAFT WHERE APPLICABLE		MATERIAL NO. SEE CHART	DOCUMENT NO. SD-45339-001	SHEET NO. 1 OF 26	
1 PLACE ± 0.13 ± ---		MUST REMAIN WITHIN DIMENSIONS		THIS DRAWING CONTAINS INFORMATION THAT IS PROPRIETARY TO MOLEX INCORPORATED AND SHOULD NOT BE USED WITHOUT WRITTEN PERMISSION			