

TOSHIBA HIGH EFFICIENCY DIODE STACK (HED) SILICON EPITAXIAL TYPE

20JL2C41A

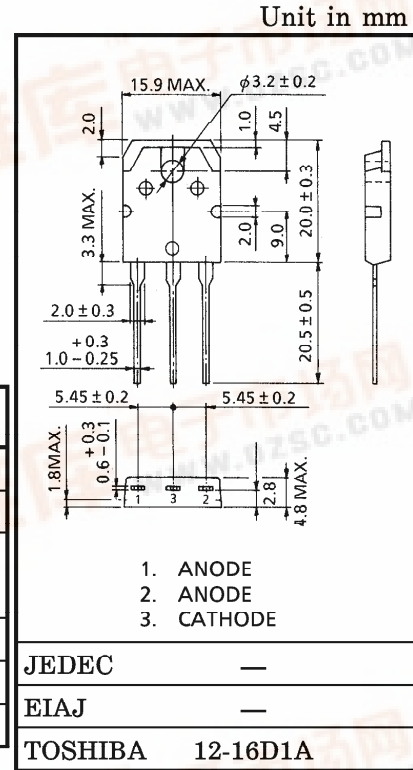
SWITCHING TYPE POWER SUPPLY APPLICATION

CONVERTER & CHOPPER APPLICATION

- Repetitive Peak Reverse Voltage : $V_{RRM} = 600V$
- Average Output Rectified Current : $I_O = 20A$
- Ultra Fast Reverse-Recovery Time : $t_{rr} = 35ns$ (Max.)
- Low Switching Losses and Output Noise.

MAXIMUM RATINGS ($T_a = 25^\circ C$)

CHARACTERISTIC	SYMBOL	RATING	UNIT
Repetitive Peak Reverse Voltage	V_{RRM}	600	V
Average Output Rectified Current	I_O	20	A
Peak One Cycle Surge Forward Current (Sine Wave)	I_{FSM}	80 (50Hz)	A
		88 (60Hz)	
Junction Temperature	T_j	-40~150	$^\circ C$
Storage Temperature Range	T_{stg}	-40~150	$^\circ C$
Screw Torque	—	0.8	N·m



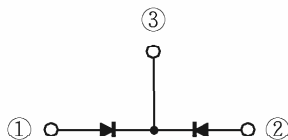
ELECTRICAL CHARACTERISTICS ($T_a = 25^\circ C$)

Weight : 4.85g

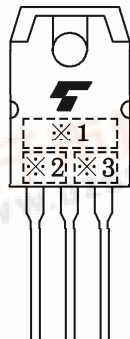
CHARACTERISTIC	SYMBOL	TEST CONDITION	TYP.	MAX.	UNIT
Peak Forward Voltage	V_{FM}	$I_{FM} = 10A$	—	3.2	V
Repetitive Peak Reverse Current	I_{RRM}	$V_{RRM} = 600V$	—	100	μA
Reverse Recovery Time	t_{rr}	$I_F = 2A, di/dt = -50A/\mu s$	—	35	ns
Forward Recovery Time	t_{fr}	$I_F = 1A$	—	100	ns
Thermal Resistance	$R_{th(j-c)}$	DC Total, Junction to Case	—	1.5	$^\circ C/W$

Note 1 : $V_{FM}, I_{RRM}, t_{rr}, t_{fr}$... A value of one cell.

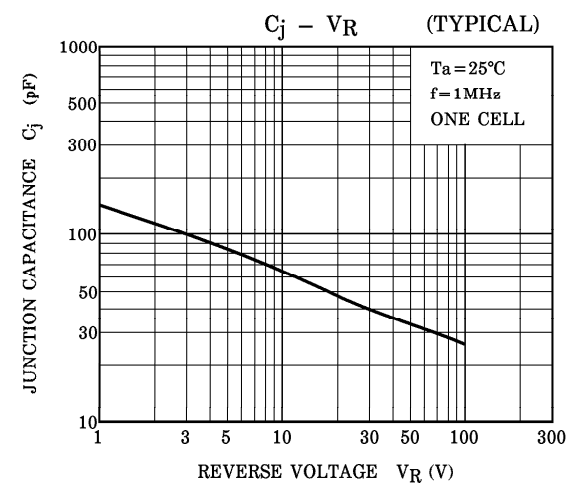
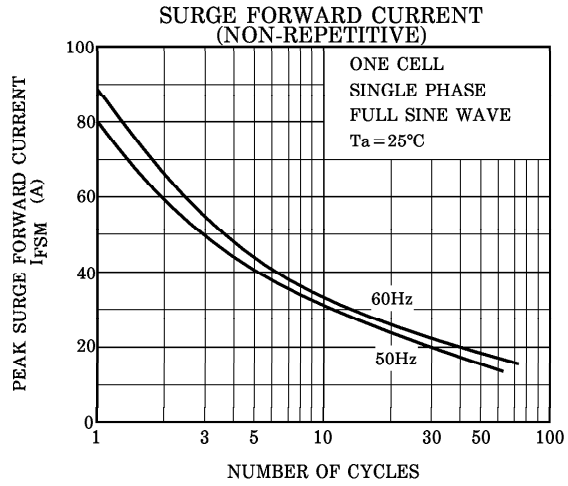
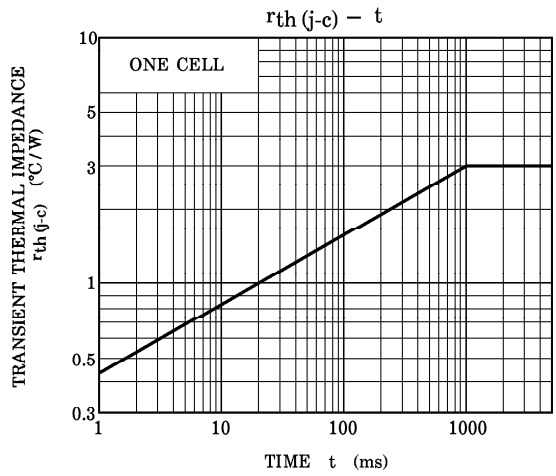
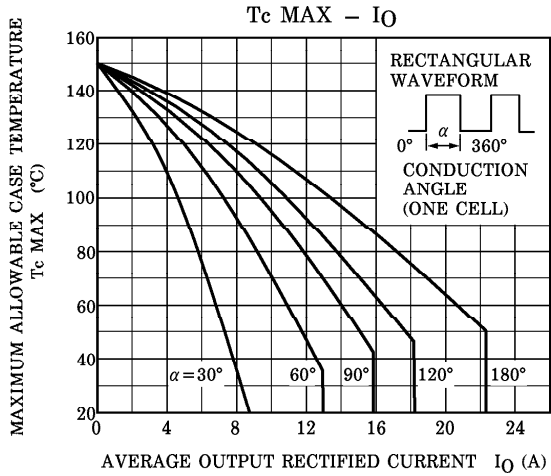
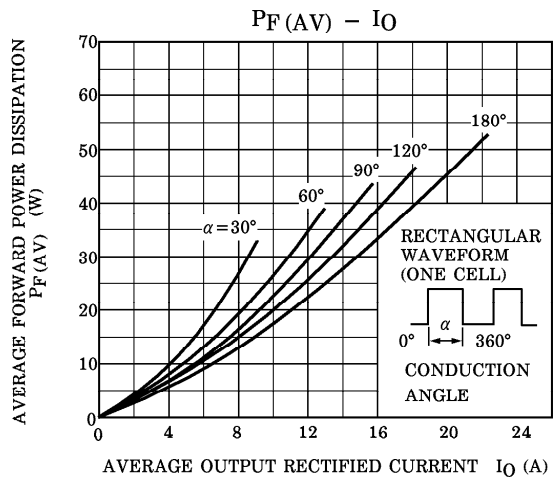
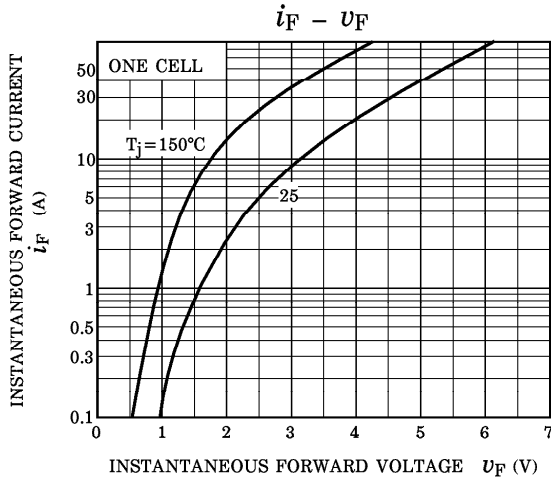
POLARITY



MARKING



*1	MARK	20JL2C
*2	A	
*3	Lot Number	
	□□—Month (Starting from Alphabet A)	
	□—Year (Last Number of the Christian Era)	



● The information contained herein is presented only as a guide for the applications of our products. No responsibility is assumed by TOSHIBA CORPORATION for any infringements of intellectual property or other rights of the third parties which may result from its use. No license is granted by implication or otherwise under any intellectual property or other rights of TOSHIBA CORPORATION or others.
 ● The information contained herein is subject to change without notice.