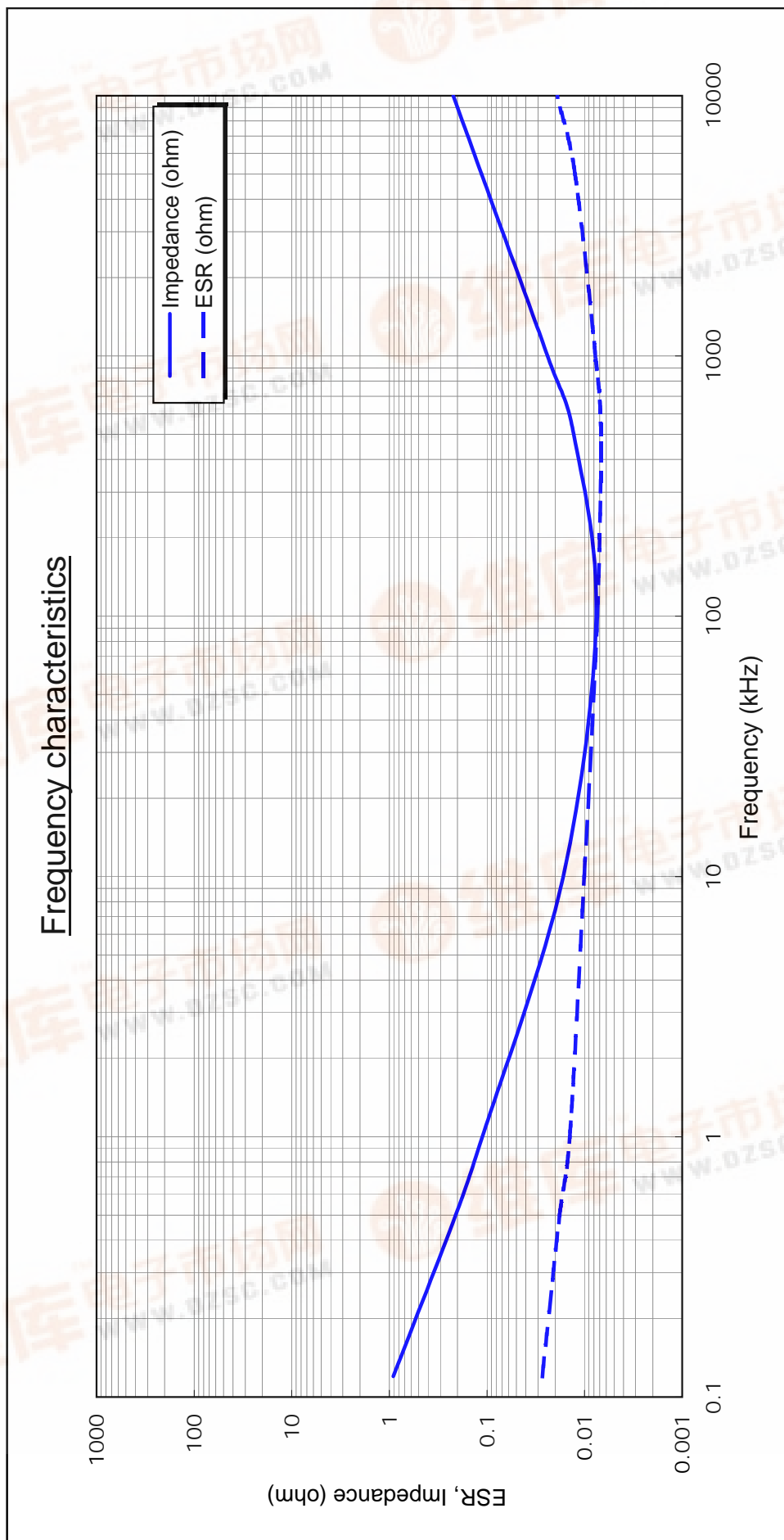


No.OS02N-DFSVP1500M

OS-CON DATA SHEET

OS-CON 2R5SVP1500M

Frequency (kHz)	0.12	0.5	1	10	100	500	1000	5000	10000
Impedance (ohm)	0.911	0.210	0.112	0.017	0.008	0.013	0.024	0.114	0.222
ESR (ohm)	0.027	0.018	0.014	0.010	0.007	0.007	0.008	0.013	0.019



Measuring equipment: HP4194A
 Test fixture: HP16047C
 Measuring position: root of leads

OS Engineering Department, OS-CON Control Department
 Saga SANYO Industries Co., Ltd.

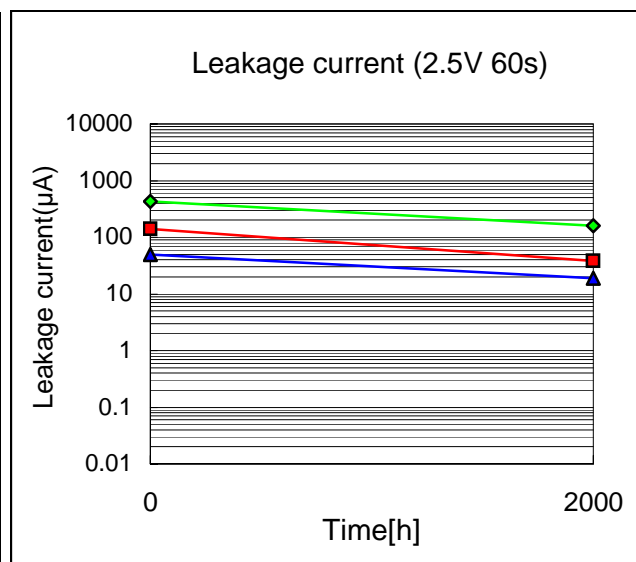
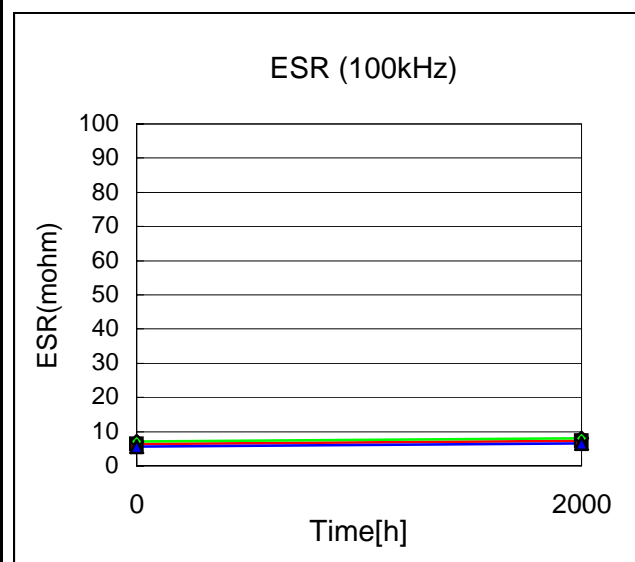
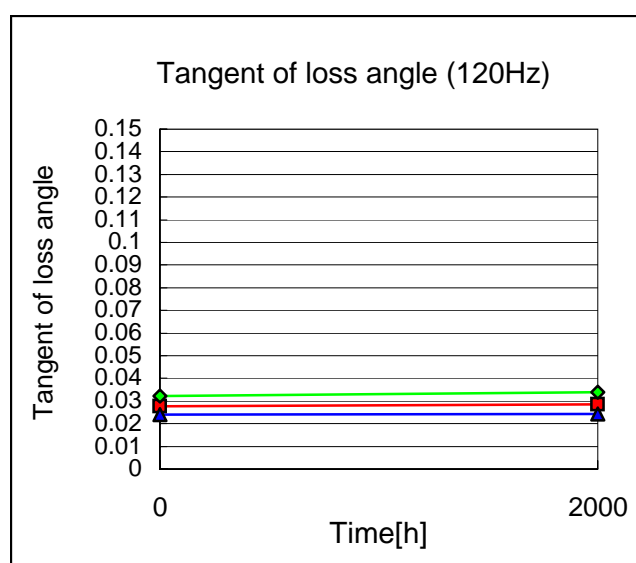
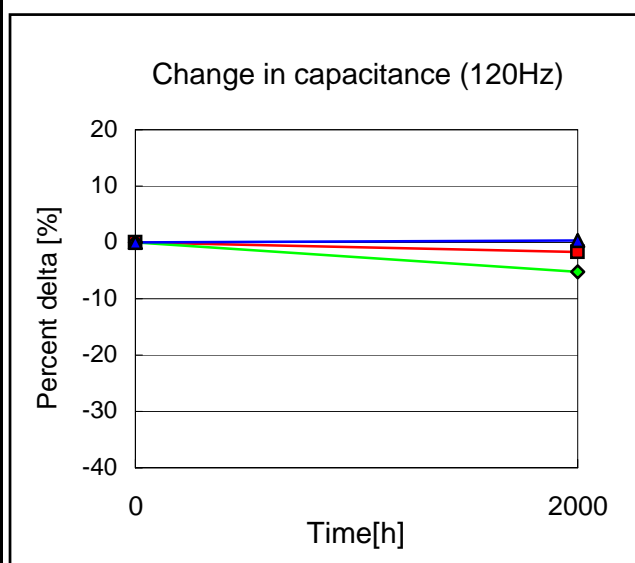
n = 3p.(Ave.)
 Room temperature

OS-CON DATA SHEET

OS-CON™ SVPC series



Test item Endurance (After V.P.S test)	Test temperature 105 deg. C	Model 2R5SVPC1500M
	Applied voltage 2.5V	Lot No. 272006321



Note: n =30p.

V.P.S test conditions : 230deg.Cx75sx2times
(V.P.S = Vapor Phase Soldering method)

■ Average

◆ Maximum

▲ Minimum

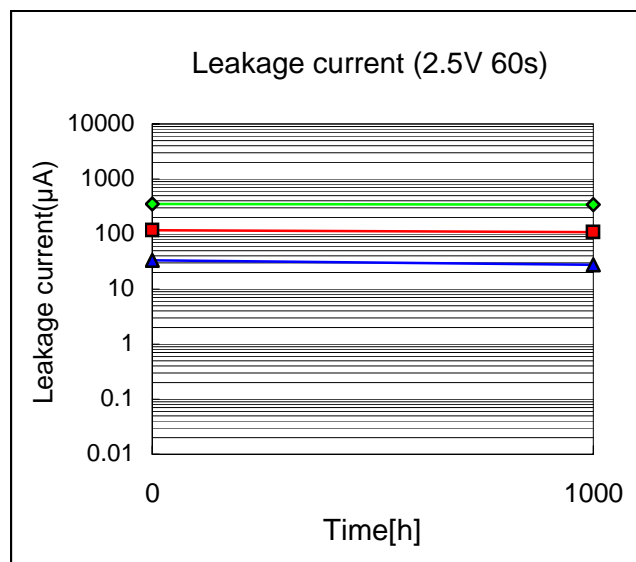
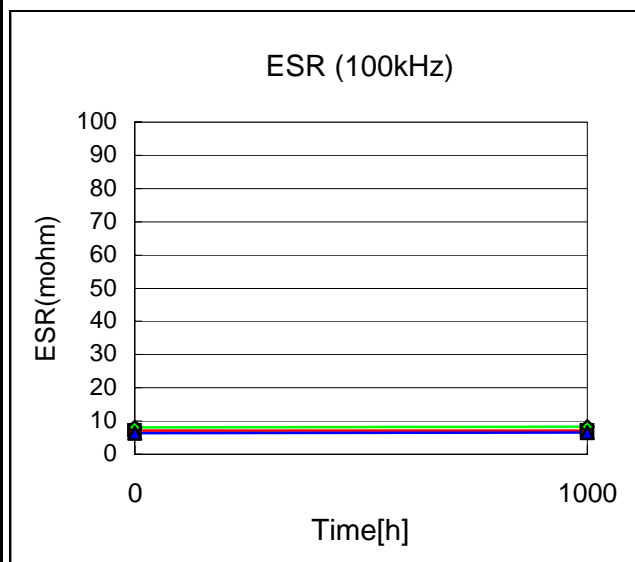
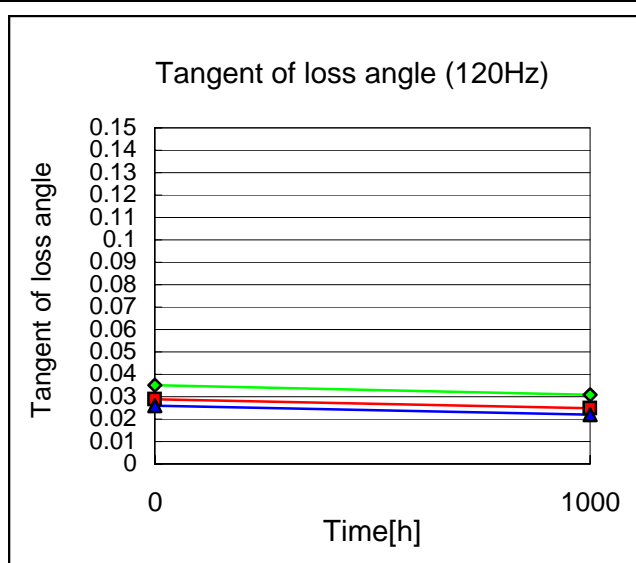
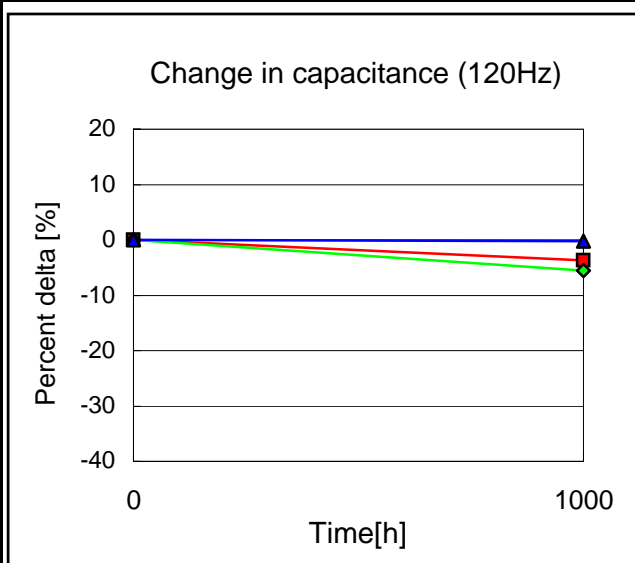
Start on August 2, 2002	Executed by R. Kawachino	
End on October 30, 2002	Drawn by M. Kimura	No.OS02D-DESVPC012
OS Engineering Department, OS-CON Control Department, Saga SANYO Industries Co., Ltd.		

OS-CON DATA SHEET

OS-CON™ SVPC series




Test item Damp heat (Steady state) (After V.P.S test)	Test temperature 60deg.C	Model 2R5SVPC1500M
	Test humidity 90% RH	Lot No. 272006321



Note: n =20p.

V.P.S test conditions : 230deg.Cx75sx2times
(V.P.S = Vapor Phase Soldering method)



Start on August 2, 2002	Executed by R. Kawachino	
End on September 18, 2002	Drawn by M. Kimura	No.OS02D-DHSVPC012
OS Engineering Department, OS-CON Control Department, Saga SANYO Industries Co., Ltd.		