

SANYO	No.1047B	2SA1246/2SC3114
		PNP/NPN Epitaxial Planar Silicon Transistors
High- $V_{EBO}$ , AF Amp Applications		

**Features**

- High  $V_{EBO}$
- Wide ASO and highly resistant to breakdown.

( ): 2SA1246.

**Absolute Maximum Ratings/ $T_a = 25^\circ\text{C}$**

			unit
Collector to base voltage	$V_{CBO}$	(-)60	V
Collector to emitter voltage	$V_{CEO}$	(-)50	V
Emitter to base voltage	$V_{EBO}$	(-)15	V
Collector current	$I_C$	(-)150	mA
Collector Current(Pulse)	$I_{CP}$	(-)300	mA
Collector dissipation	$P_C$	400	mW
Junction temperature	$T_j$	150	$^\circ\text{C}$
Storage temperature	$T_{stg}$	-55 to +150	$^\circ\text{C}$

**Electrical Characteristics/ $T_a = 25^\circ\text{C}$**

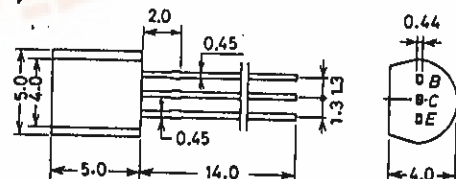
			min	typ	max	unit
Collector cutoff current	$I_{CBO}$	$V_{CB}=(-)40\text{ V}, I_E=0$			(-)0.1	$\mu\text{A}$
Emitter cutoff current	$I_{EBO}$	$V_{EB}=(-)10\text{ V}, I_C=0$			(-)0.1	$\mu\text{A}$
DC current gain	$h_{FE}$	$V_{CE}=(-)6\text{ V}, I_C=(-)1\text{ mA}$	100*		560*	
Gain-bandwidth product	$f_T$	$V_{CE}=(-)6\text{ V}, I_C=(-)1\text{ mA}$		100		MHz
Common base output capacitance	$c_{ob}$	$V_{CB}=(-)6\text{ V}, f=1\text{ MHz}$		3.0		pF
C-E saturation voltage	$V_{CE(sat)}$	$I_C=(-)50\text{ mA}, I_B=(-)5\text{ mA}$		(4.2)	(-)0.5	V
C-B breakdown voltage	$V_{(BR)CBO}$	$I_C=(-)10\text{ }\mu\text{A}, I_E=0$	(-)60			V
C-E breakdown voltage	$V_{(BR)CEO}$	$I_C=(-)1\text{ mA}, R_{BE}=\infty$	(-)50			V
E-B breakdown voltage	$V_{(BR)EBO}$	$I_E=(-)10\text{ }\mu\text{A}, I_C=0$	(-)15			V

\* The 2SA1246/2SC3114 are classified as follows according to  $h_{FE}$  at 1 mA.

100 R	200	140 S	280	200 T	400	280 U	560
-------	-----	-------	-----	-------	-----	-------	-----

**Package Dimensions 2003A**

(unit: mm)

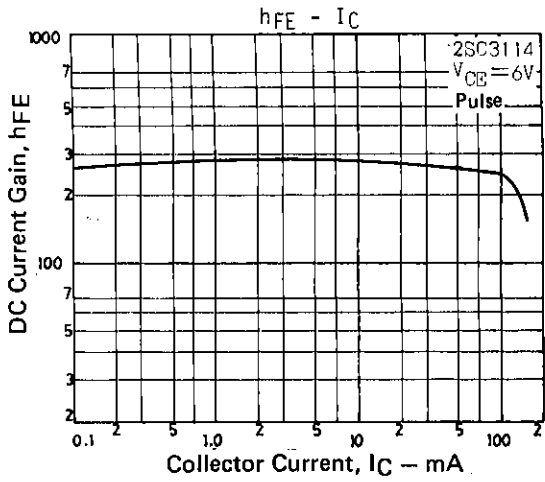
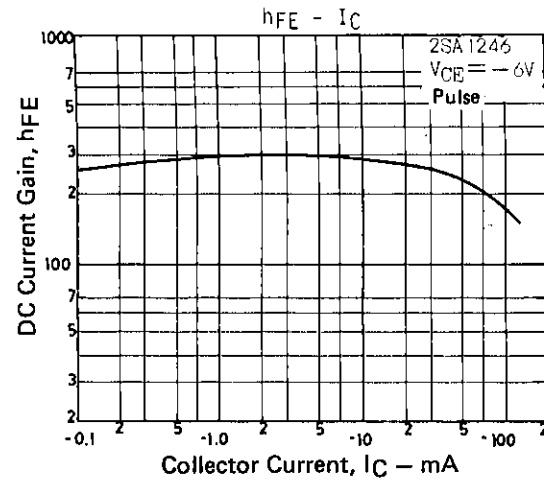
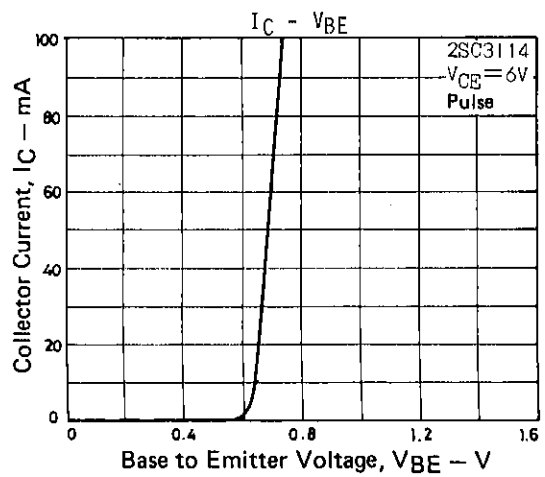
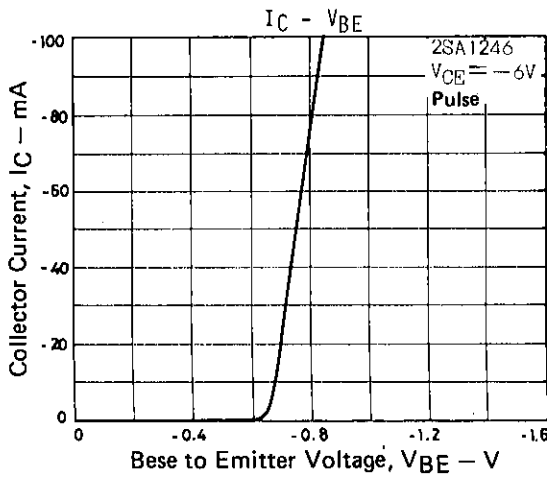
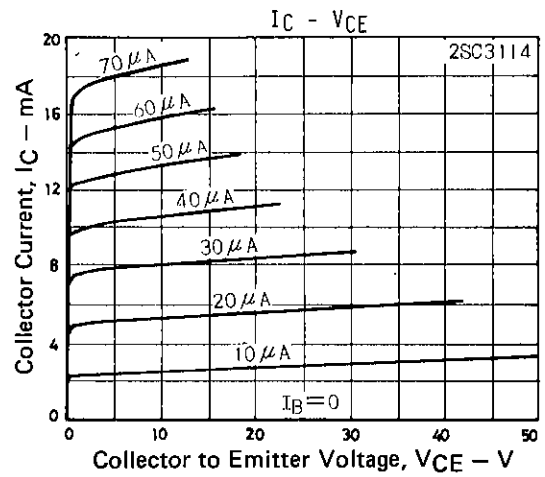
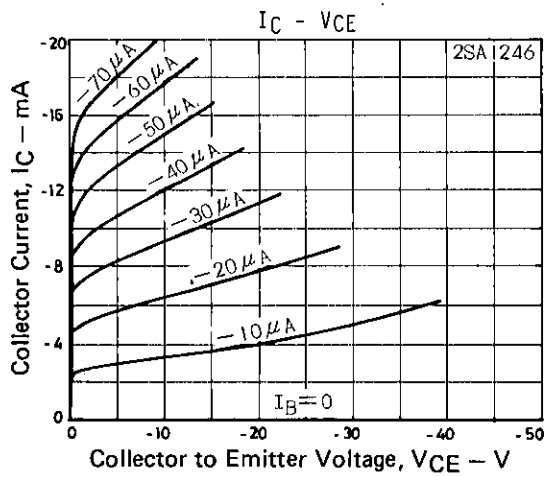
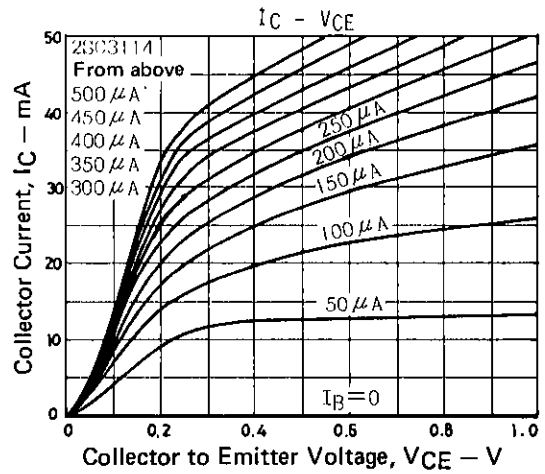
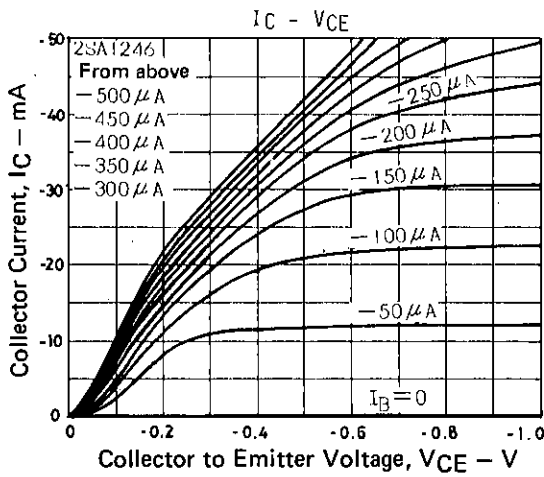


JEDEC: TO-92  
EIAJ: SC-43  
SANYO: NP

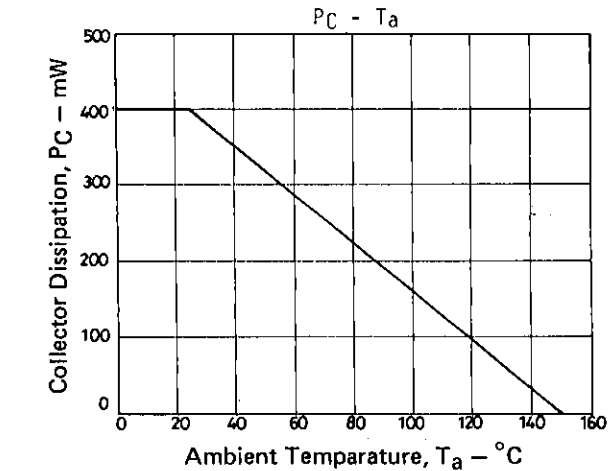
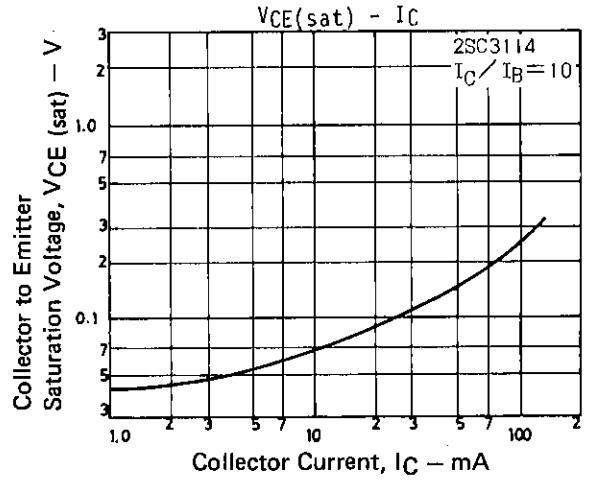
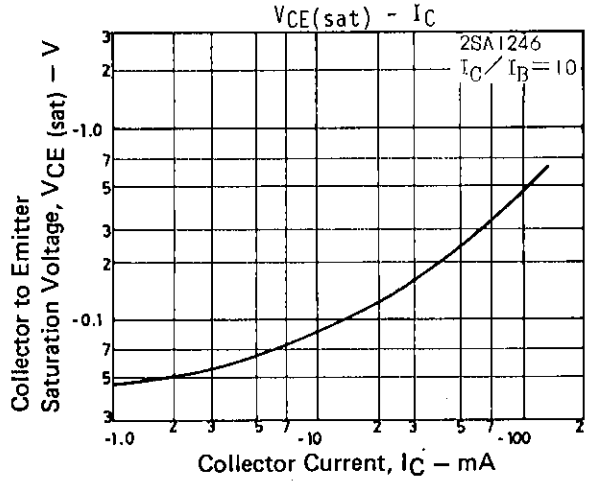
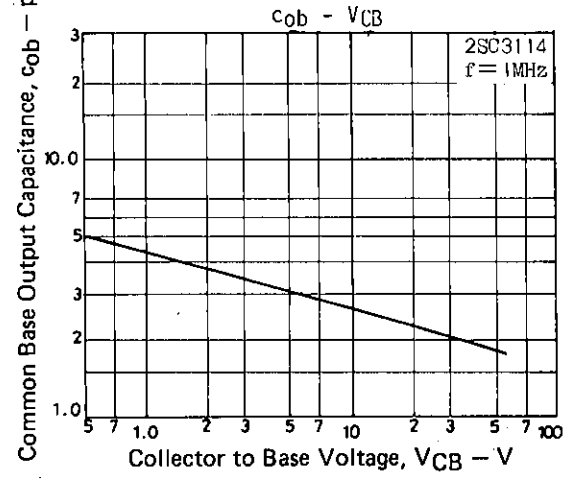
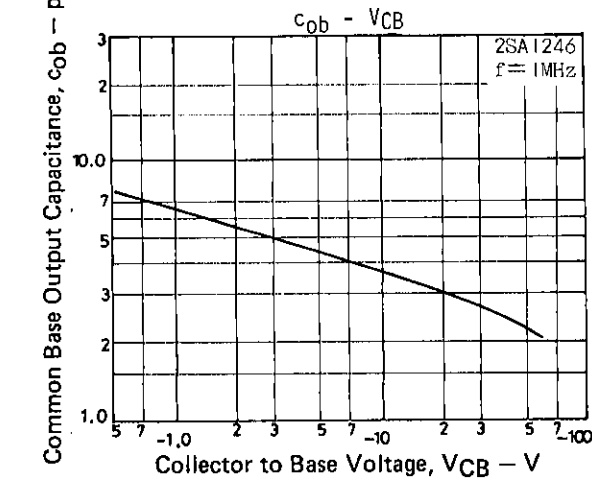
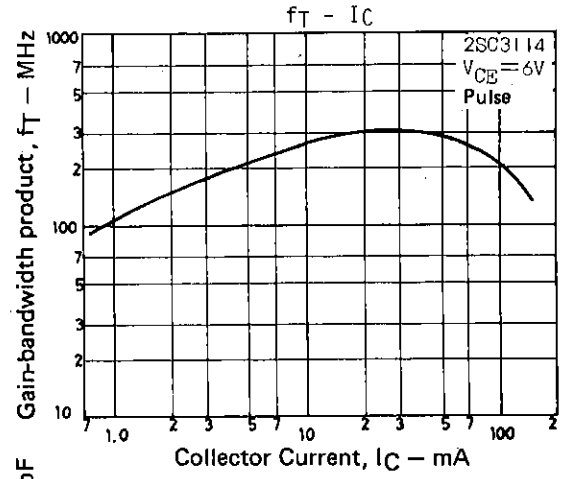
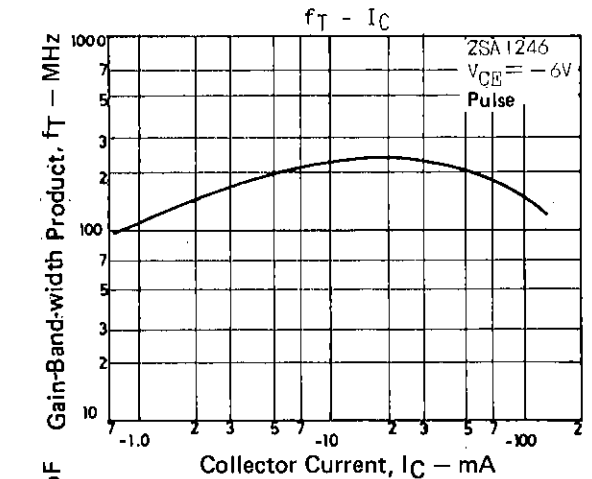
B. Base  
C. Collector  
E. Emitter



2SA1246/2SC3114



2SA1246/2SC3114



- No products described or contained herein are intended for use in surgical implants, life-support systems, aerospace equipment, nuclear power control systems, vehicles, disaster/crime-prevention equipment and the like, the failure of which may directly or indirectly cause injury, death or property loss.
- Anyone purchasing any products described or contained herein for an above-mentioned use shall:
  - ① Accept full responsibility and indemnify and defend SANYO ELECTRIC CO., LTD., its affiliates, subsidiaries and distributors and all their officers and employees, jointly and severally, against any and all claims and litigation and all damages, cost and expenses associated with such use;
  - ② Not impose any responsibility for any fault or negligence which may be cited in any such claim or litigation on SANYO ELECTRIC CO., LTD., its affiliates, subsidiaries and distributors or any of their officers and employees jointly or severally.
- Information (including circuit diagrams and circuit parameters) herein is for example only; it is not guaranteed for volume production. SANYO believes information herein is accurate and reliable, but no guarantees are made or implied regarding its use or any infringements of intellectual property rights or other rights of third parties.