查询2SA1306B供应商 捷多邦，专业PCB样板工厂，24小时加急出货

Order this data sheet by 2SC3298B/D

MOTOROLA
SEMICONDUCTOR
TECHNICAL DATA

NPN
2SC3298B
PNP
2SA1306B

Complementary Silicon Power Transistors

- Designed for use as High Frequency Drivers in Audio Amplifiers
- High Gain, Identified with h_{FE} Classification Letter
- Excellent Frequency Response — f_T = 100 MHz

SILICON
POWER TRANSISTORS
1.5 AMPERES
200 VOLTS
20 WATTS

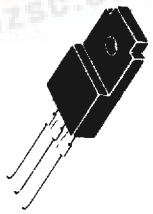

CASE 221H-01

MAXIMUM RATINGS (T_C = 25°C)

Rating	Symbol	Max	Unit
Collector-Base Voltage	V_{CBO}	200	V
Collector-Emitter Voltage	V_{CEO}	200	V
Emitter-Base Voltage	V_{EBO}	5.0	V
Collector Current	I_C	1.5	A
Base Current	I_B	0.15	A
Collector Power Dissipation (T_C = 25°C)	P_D	20	W
Junction Temperature	T_J	150	°C
Storage Temperature Range	T_{stg}	−55 to +150	°C

THERMAL CHARACTERISTICS

Characteristic	Symbol	Max	Unit
Thermal Resistance, Junction to Case	$R_{\theta JC}$	6.25	°C/W

ELECTRICAL CHARACTERISTICS (T_C = 25°C)

Characteristic	Symbol	Test Conditions	Min	Typ	Max	Unit
Collector Cutoff Current	I_{CBO}	V_{CB} = 160 V, I_E = 0	—	—	1.0	μA
Emitter Cutoff Current	I_{EBO}	V_{EB} = 5.0 V, I_C = 0	—	—	1.0	μA
Collector-Emitter Breakdown Voltage	$V_{(BR)CEO}$	I_C = 10 mA, I_B = 0	200	—	—	V
DC Current Gain	h_{FE}	V_{CE} = 5.0 V, I_C = 100 mA	70	—	240	—
Collector-Emitter Saturation Voltage	$V_{CE(sat)}$	I_C = 500 mA, I_B = 50 mA	—	—	1.5	V
Base-Emitter Voltage	V_{BE}	V_{CE} = 5.0 V, I_C = 500 mA	—		1.0	V
Current-Gain Bandwidth Product	f_T	V_{CE} = 10 V, I_C = 100 mA	—	100	—	MHz
Output Capacitance	C_{ob}	V_{CB} = 10 V, I_C = 0, f = 1.0 MHz	—	25	—	pF

NOTE: h_{FE} Classifications; O: 70 to 140 Y: 120 to 240. Units may not be ordered by h_{FE} classification.

找PDF 维库一下 pdf.dzsc.com

©MOTOROLA INC., 1990

NPN TYPICAL CHARACTERISTICS — 2SC3298B

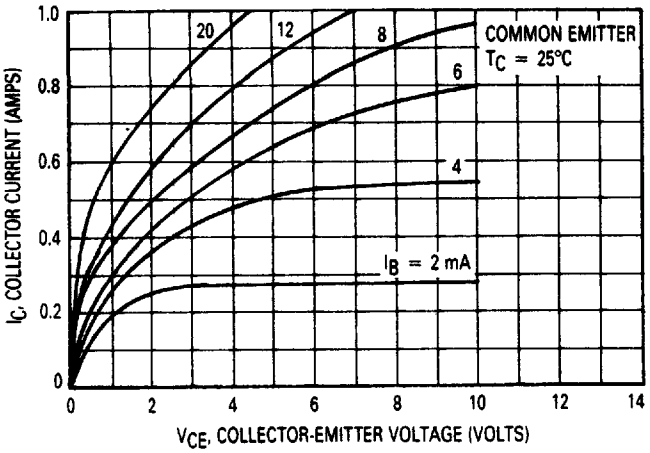

Figure 1. On-Region Characteristics

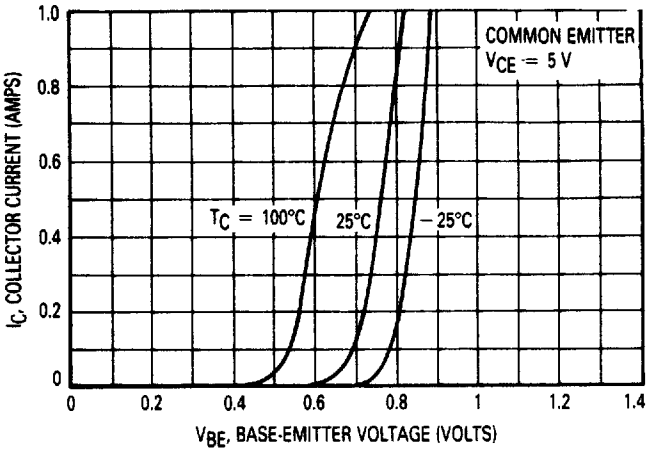

Figure 2. Base-Emitter Voltage

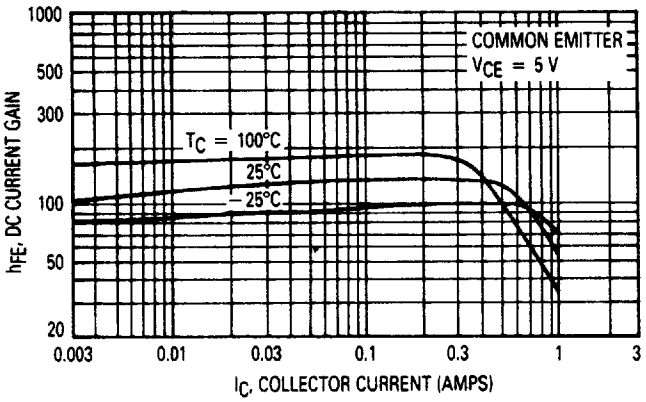

Figure 3. DC Current Gain

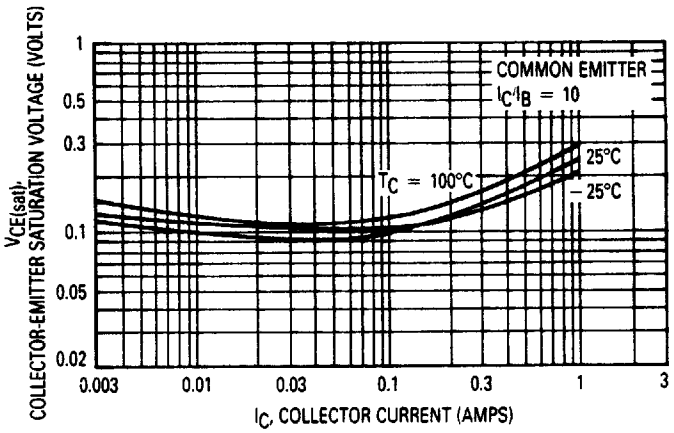

Figure 4. "On" Voltage versus Collector Current

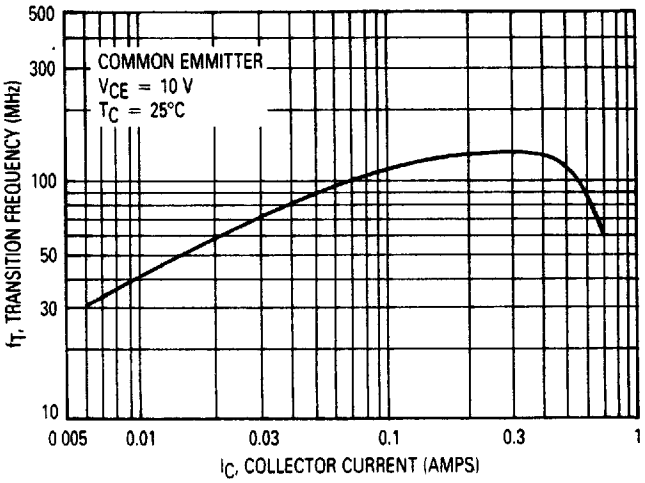

Figure 5. Current-Gain Bandwidth Product

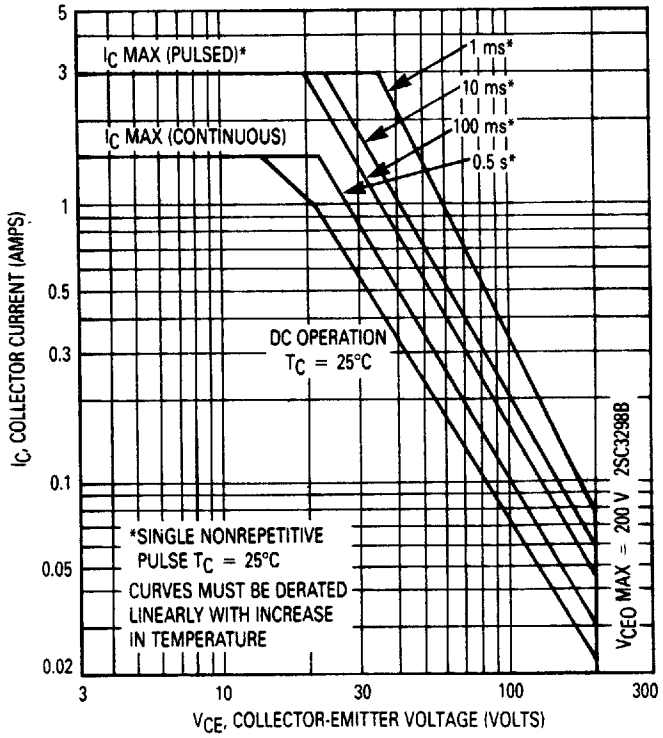

Figure 6. Maximum Forward Bias Safe Operating Area

PNP TYPICAL CHARACTERISTICS — 2SA1306B

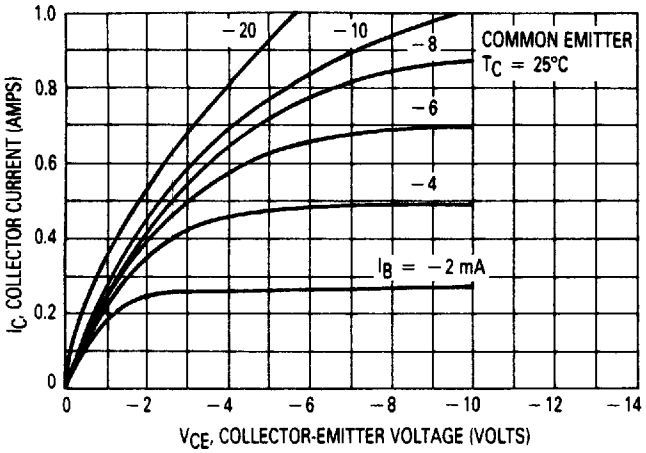

Figure 7. On-Region Characteristics

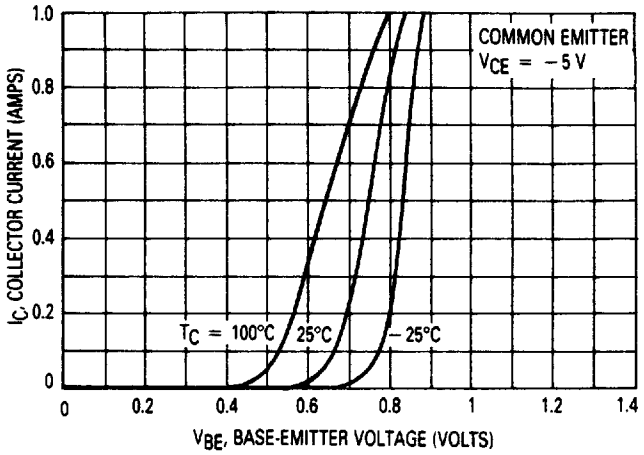

Figure 8. Base-Emitter Voltage

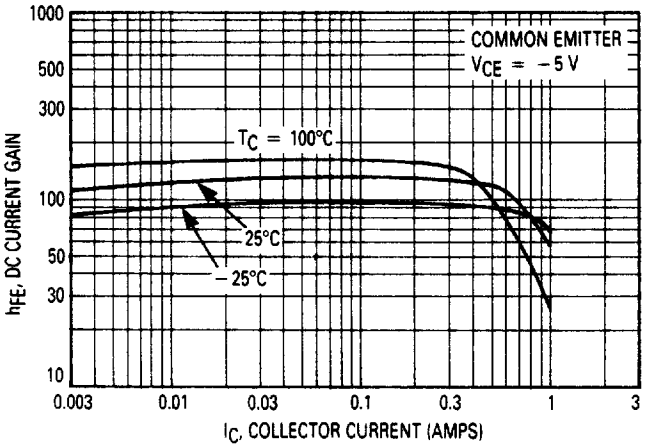

Figure 9. DC Current Gain

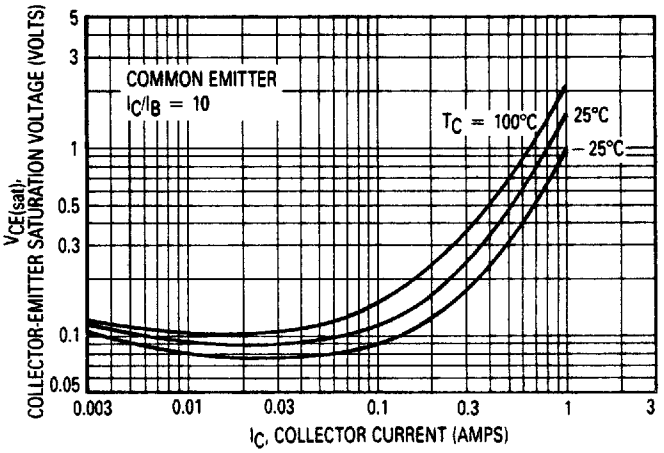

Figure 10. "On" Voltage versus Collector Current

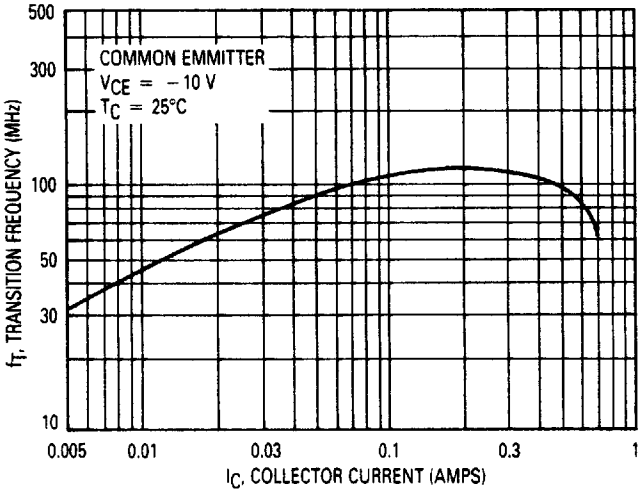

Figure 11. Current-Gain Bandwidth Product

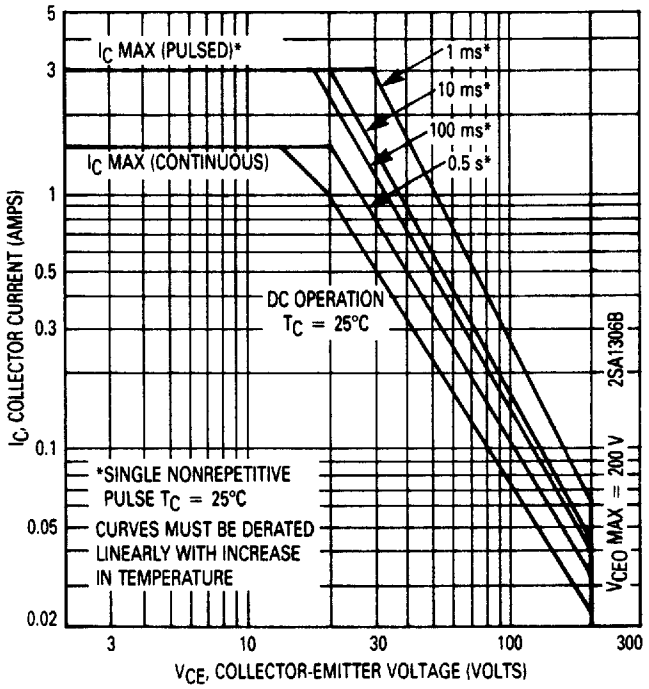

Figure 12. Maximum Forward Bias Safe Operating Area

OUTLINE DIMENSIONS

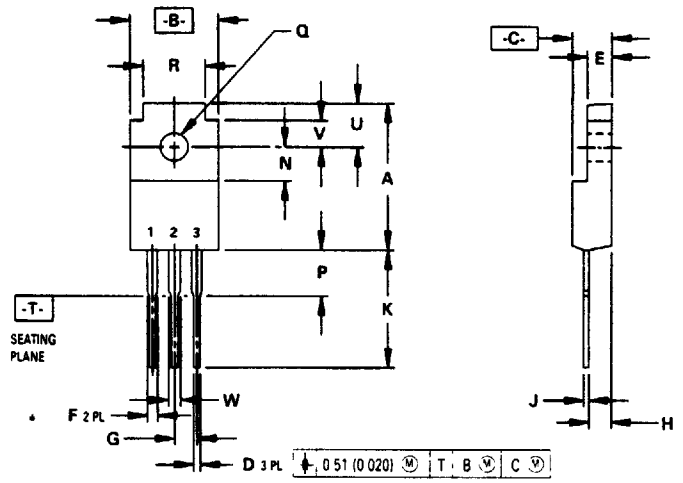

STYLE 1
PIN 1 BASE
2 COLLECTOR
3. EMITTER

NOTES
1 DIMENSIONING AND TOLERANCING PER ANSI Y14 5M, 1982
2. CONTROLLING DIMENSION MILLIMETER

	MILLIMETERS		INCHES	
DIM	MIN	MAX	MIN	MAX
A	16 7	17 3	0 657	0 681
B	9 7	10 3	0 382	0 406
C	4 3	4 7	0 169	0 185
D	0 61	1 01	0 024	0 040
E	2 6	3 0	0 102	0.118
F	0.9	1 5	0 035	0 059
G	2.54 BSC		0 100 BSC	
H	2.4	2 8	0 094	0.110
J	0.4	0 75	0 015	0 030
K	13.4	—	0 528	—
N	3 7	4 1	0 146	0 161
P	5.0	5 6	0 197	0 220
Q	3 0	3 4	0 118	0 134
R	6 8	7 2	0 267	0.283
U	4 8	5 2	0 189	0 205
V	2 9	3 3	0 114	0 130
W	1 1	1 7	0.043	0 067

CASE 221H-01

Motorola reserves the right to make changes without further notice to any products herein to improve reliability, function or design. Motorola does not assume any liability arising out of the application or use of any product or circuit described herein; neither does it convey any license under its patent rights nor the rights of others. Motorola products are not designed, intended, or authorized for use as components in systems intended for surgical implant into the body, or other applications intended to support or sustain life, or for any other application in which the failure of the Motorola product could create a situation where personal injury or death may occur. Should Buyer purchase or use Motorola products for any such unintended or unauthorized application, Buyer shall indemnify and hold Motorola and its officers, employees, subsidiaries, affiliates, and distributors harmless against all claims, costs, damages, and expenses, and reasonable attorney fees arising out of, directly or indirectly, any claim of personal injury or death associated with such unintended or unauthorized use, even if such claim alleges that Motorola was negligent regarding the design or manufacture of the part. Motorola and Ⓜ are registered trademarks of Motorola, Inc. Motorola, Inc. is an Equal Opportunity/Affirmative Action Employer.

Literature Distribution Centers:

USA: Motorola Literature Distribution; P.O. Box 20912; Phoenix, Arizona 85036.
EUROPE: Motorola Ltd.; European Literature Center; 88 Tanners Drive, Blakelands, Milton Keynes, MK14 5BP, England.
JAPAN: Nippon Motorola Ltd.; 4-32-1, Nishi-Gotanda, Shinagawa-ku, Tokyo 141 Japan.
ASIA-PACIFIC: Motorola Semiconductors H.K. Ltd.; Silicon Harbour Center, No. 2 Dai King Street, Tai Po Industrial Estate, Tai Po, N.T., Hong Kong.