

SANYO	No.723H	2SB826/2SD1062
		PNP/NPN Epitaxial Planar Silicon Transistors 50V/12A Switching Applications

Applications

Relay drivers, high-speed inverters, converters, and other general high-current switching applications.

Features

- Low-saturation collector-to-emitter voltage : $V_{CE(sat)} = -0.5V$ (PNP), $0.4V$ (NPN) max.
- Wide ASO leading to high resistance to breakdown.

() : 2SB826

Absolute Maximum Ratings at $T_a = 25^\circ C$

			unit
Collector-to-Base Voltage	V_{CBO}	(-)60	V
Collector-to-Emitter Voltage	V_{CEO}	(-)50	V
Emitter-to-Base Voltage	V_{EBO}	(-)6	V
Collector Current	I_C	(-)12	A
Collector Current (Pulse)	I_{CP}	(-)15	A
Collector Dissipation	P_C	40	W
Junction Temperature	T_j	150	$^\circ C$
Storage Temperature	T_{stg}	-55 to +150	$^\circ C$

$T_c = 25^\circ C$

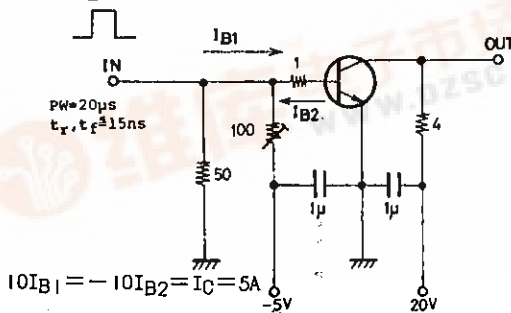
Electrical Characteristics at $T_a = 25^\circ C$

			min	typ	max	unit
Collector Cutoff Current	I_{CBO}	$V_{CB} = (-)40V, I_E = 0$			(-)0.1	mA
Emitter Cutoff Current	I_{EBO}	$V_{EB} = (-)4V, I_C = 0$			(-)0.1	mA
DC Current Gain	$h_{FE(1)}$	$V_{CE} = (-)2V, I_C = (-)1A$	70*		280*	
	$h_{FE(2)}$	$V_{CE} = (-)2V, I_C = (-)5A$	30			
Gain Bandwidth Product	f_T	$V_{CE} = (-)5V, I_C = (-)1A$		10		MHz
C-E Saturation Voltage	$V_{CE(sat)}$	$I_C = (-)6A, I_B = (-)0.3A$			0.4	V
					(-0.5)	
C-B Breakdown Voltage	$V_{(BR)CBO}$	$I_C = (-)1mA, I_E = 0$	(-)60			V
C-E Breakdown Voltage	$V_{(BR)CEO}$	$I_C = (-)1mA, R_{BE} = \infty$	(-)50			V
E-B Breakdown Voltage	$V_{(BR)EBO}$	$I_E = (-)1mA, I_C = 0$	(-)6			V
Rise Time	t_{on}	See specified Test Circuit.	(0.2)0.1			μs
Storage Time	t_{stg}	"	(0.4)1.2			μs
Fall Time	t_f	"	(0.1)0.05			μs

* : The 2SB826/2SD1062 are classified by 1A h_{FE} as follows :

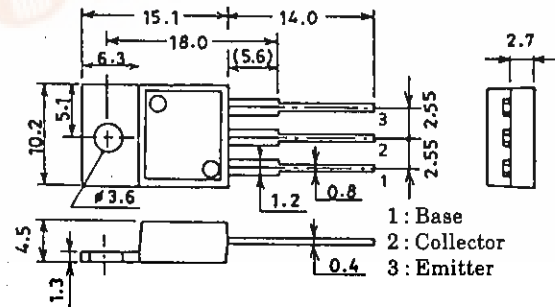
70	Q	140	100	R	200	140	S	280
----	---	-----	-----	---	-----	-----	---	-----

Switching Time Test Circuit



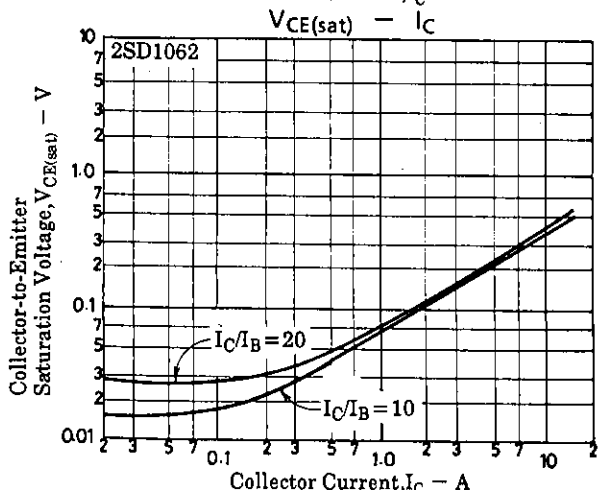
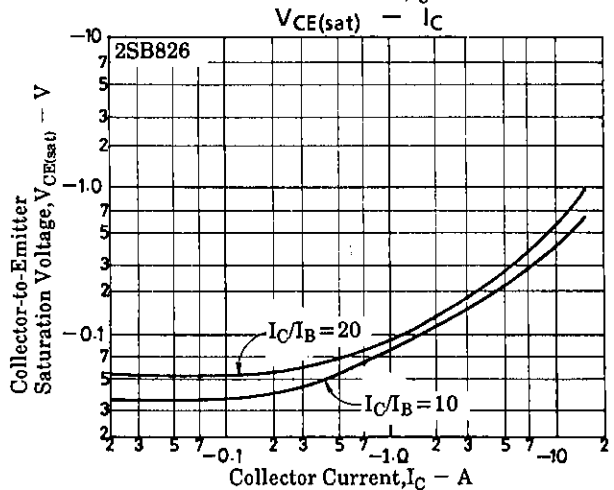
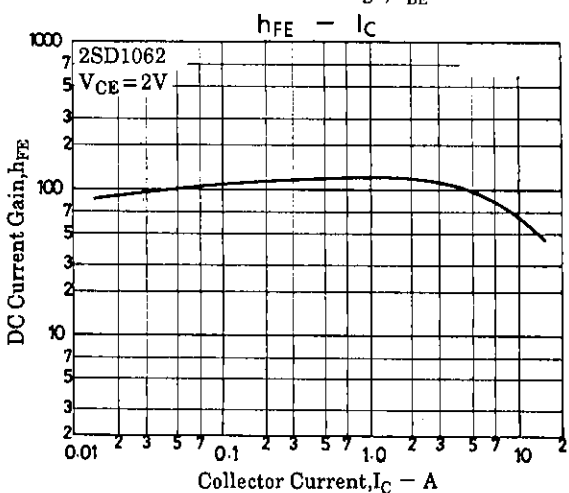
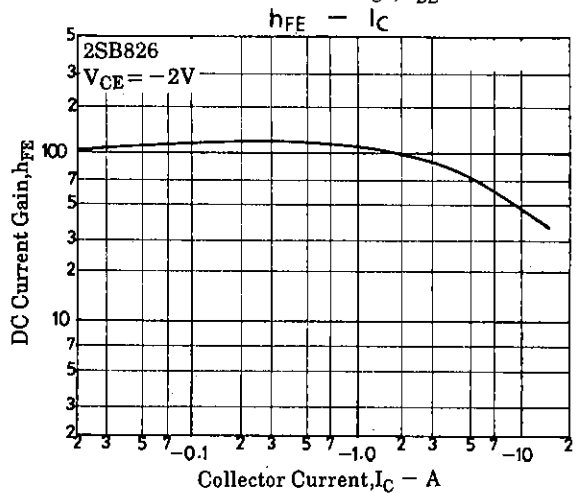
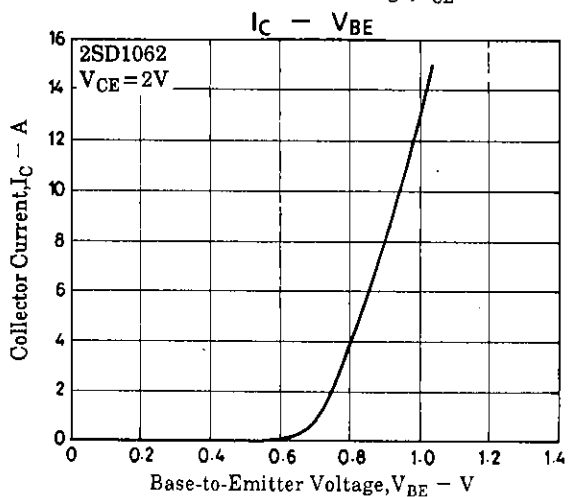
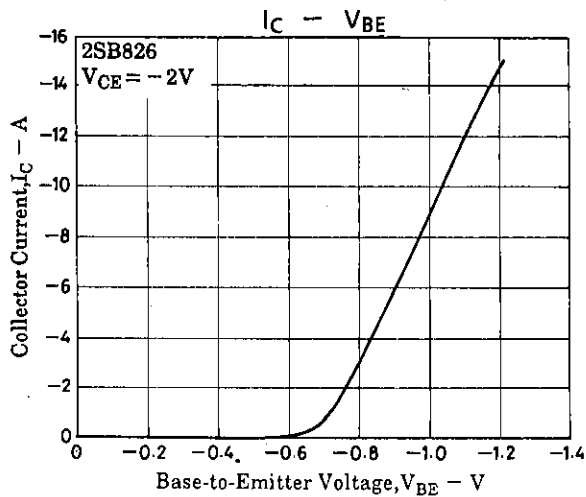
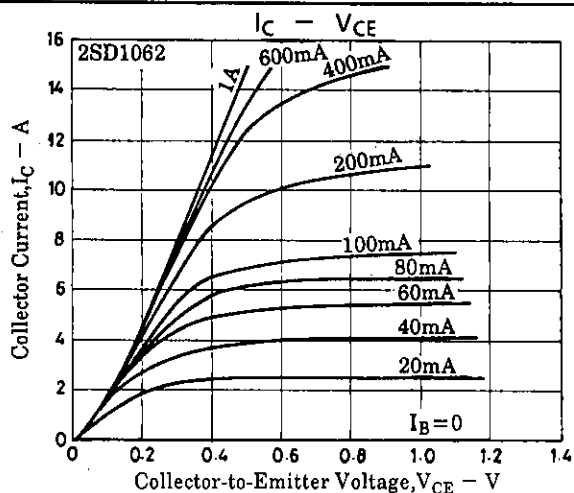
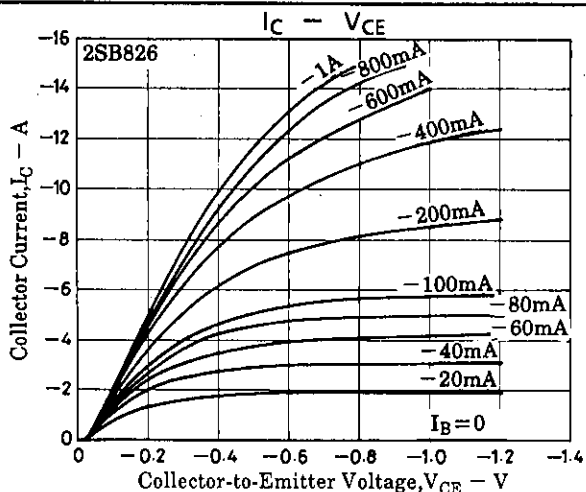
(For PNP, the polarity is reversed.)
Unit (Resistance : Ω , Capacitance : F)

Package Dimensions 2010C (unit : mm)

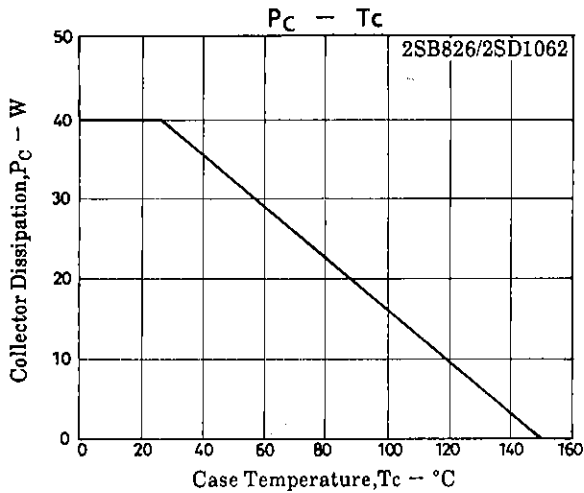
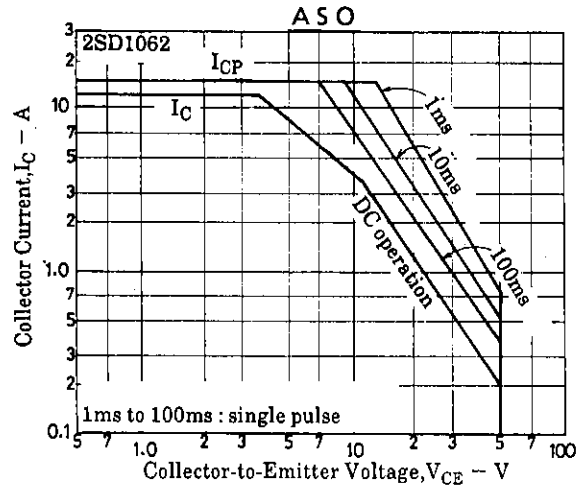
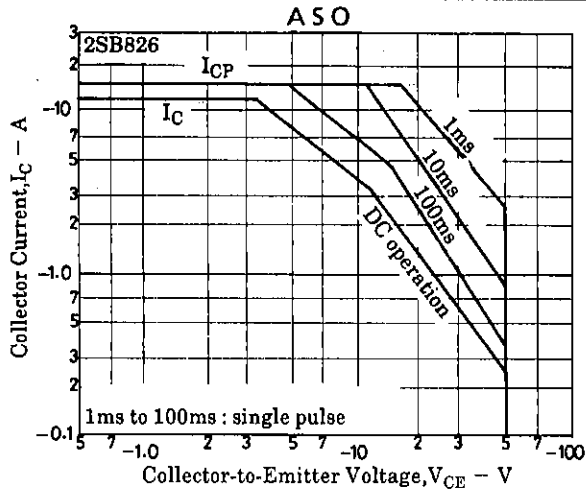


JEDEC : TO220AB
EIAJ : SC46

2SB826/2SD1062



2SB826/2SD1062



- No products described or contained herein are intended for use in surgical implants, life-support systems, aerospace equipment, nuclear power control systems, vehicles, disaster/crime-prevention equipment and the like, the failure of which may directly or indirectly cause injury, death or property loss.
- Anyone purchasing any products described or contained herein for an above-mentioned use shall:
 - ① Accept full responsibility and indemnify and defend SANYO ELECTRIC CO., LTD., its affiliates, subsidiaries and distributors and all their officers and employees, jointly and severally, against any and all claims and litigation and all damages, cost and expenses associated with such use:
 - ② Not impose any responsibility for any fault or negligence which may be cited in any such claim or litigation on SANYO ELECTRIC CO., LTD., its affiliates, subsidiaries and distributors or any of their officers and employees jointly or severally.
- Information (including circuit diagrams and circuit parameters) herein is for example only; it is not guaranteed for volume production. SANYO believes information herein is accurate and reliable, but no guarantees are made or implied regarding its use or any infringements of intellectual property rights or other rights of third parties.