2SK1082-01 SIPMOS FUJI POWER MOS-FET

查询2SK1082供应商 捷多邦，专业PCB打样工厂，24小时加急出货

N-CHANNEL SILICON POWER MOS-FET

FAP-II SERIES

■Features

- High speed switching
- Low on-resistance
- No secondary breakdown
- Low driving power
- High voltage
- $V_{GSS}=\pm30V$ Guarantee
- Avalanche-proof

■Applications

- Switching regulators
- UPS
- DC-DC converters
- General purpose power amplifier

■Outline Drawings

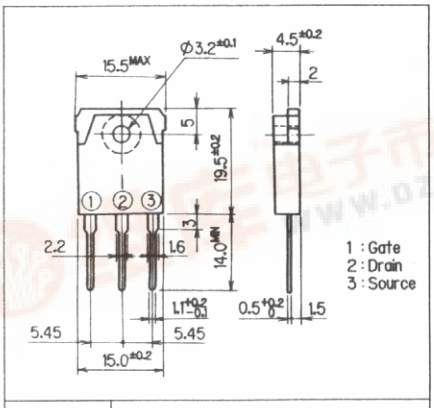

JEDEC	——
EIAJ	SC-65

■Max. Ratings and Characteristics

●Absolute Maximum Ratings(Tc=25°C)

Items	Symbols	Ratings	Units
Drain-source voltage	V_{DSS}	900	V
Continuous drain current	I_D	6	A
Pulsed drain current	$I_{D(puls)}$	18	A
Continuous reverse drain current	I_{DR}	6	A
Gate-source peak voltage	V_{GSS}	±30	V
Max. power dissipation	P_D	125	W
Operating and storage temperature range	T_{ch}	150	°C
	T_{stg}	−55～+150	°C

■Equivalent Circuit Schematic

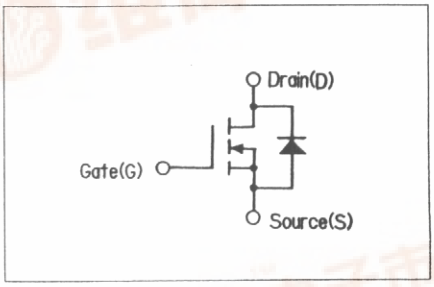

●Electrical Characteristics(Tc=25°C)

Items	Symbols	Test Conditions		Min.	Typ.	Max.	Units
Drain-source breakdown voltage	$V_{(BR)DSS}$	$I_D=1mA$ $V_{GS}=0V$		900			V
Gate threshold voltage	$V_{GS(th)}$	$I_D=1mA$ $V_{DS}=V_{GS}$		2.5	3.5	5.0	V
Zero gate voltage drain current	I_{DSS}	$V_{DS}=900V$ $V_{GS}=0V$	$T_{ch}=25°C$		10	500	μA
			$T_{ch}=125°C$		0.2	1.0	mA
Gate-source leakage current	I_{GSS}	$V_{GS}=\pm30V$ $V_{DS}=0V$			10	100	nA
Drain-source on-state resistance	$R_{DS(on)}$	$I_D=3A$ $V_{GS}=10V$			2.1	2.8	Ω
Forward transconductance	g_{fs}	$I_D=3A$ $V_{DS}=25V$		2.0	4.5		S
Input capacitance	C_{iss}	$V_{DS}=25V$ $V_{GS}=0V$ f =1MHz			1200	1800	pF
Output capacitance	C_{oss}				140	210	
Reverse transfer capacitance	C_{rss}				50	75	
Turn-on time t_{on} ($t_{on}+t_{d(on)}+t_r$)	$t_{d(on)}$	$V_{CC}=600V$ $I_D=6A$ $V_{GS}=10V$ $R_G=25Ω$			35	55	ns
	t_r				110	170	
Turn-off time t_{off} ($t_{d(off)}+t_f$)	$t_{d(off)}$				150	230	
	t_f				100	150	
Diode forward on-voltage	V_{SD}	$I_F=2\times I_{DR}$ $V_{GS}=0V$ $T_{ch}=25°C$			1.0	1.5	V
Reverse recovery time	t_{rr}	$I_F=I_{DR}$ $di/dt=100A/\mu s$ $T_{ch}=25°C$			800		ns

●Thermal Characteristics

找PDF 维库一下 pdf.dzsc.com

■Characteristics

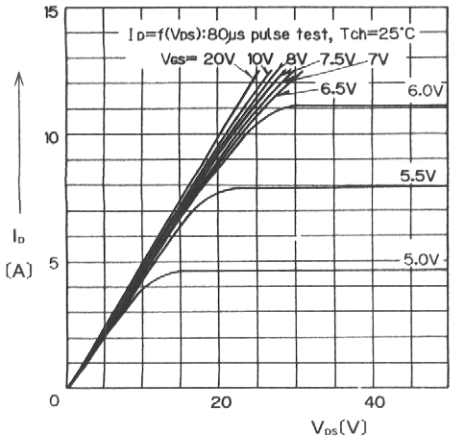

Typical Output Characteristics

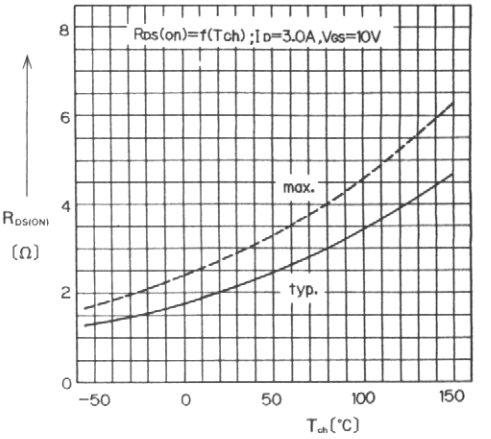

On State Resistance vs. T_{ch}

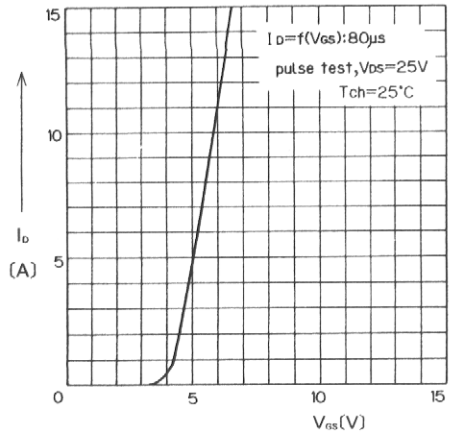

Typical Transfer Characteristics

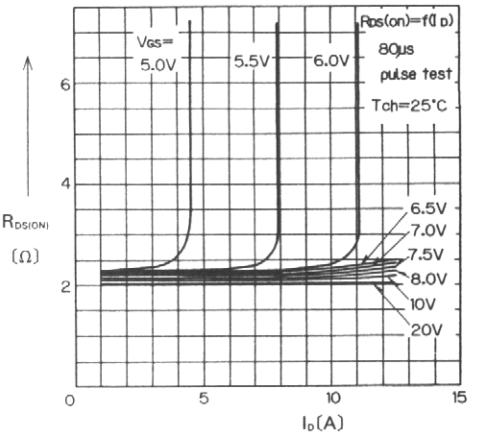

Typical Drain-Source on State Resistance vs. I_D

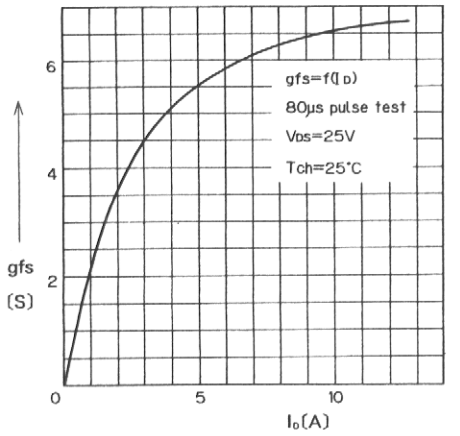

Typical Forward Transconductance vs. I_D

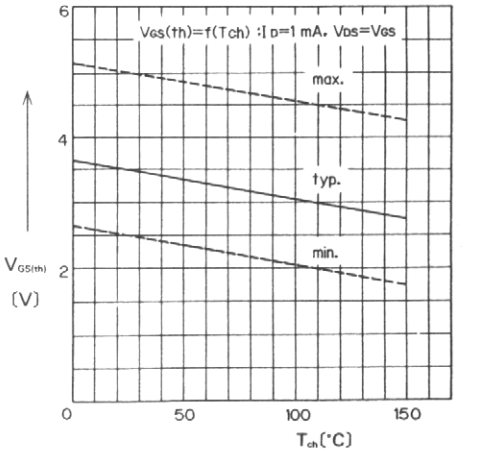

Gate Threshold Voltage vs. T_{ch}

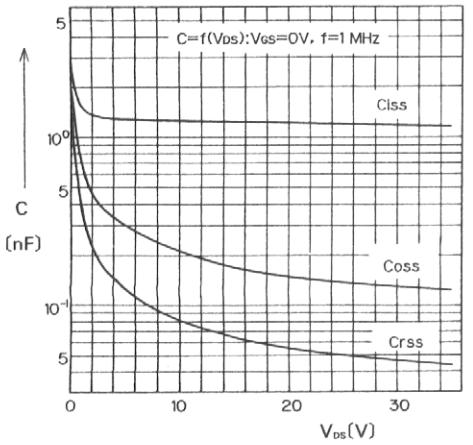

Typical Capacitance vs. V_{DS}

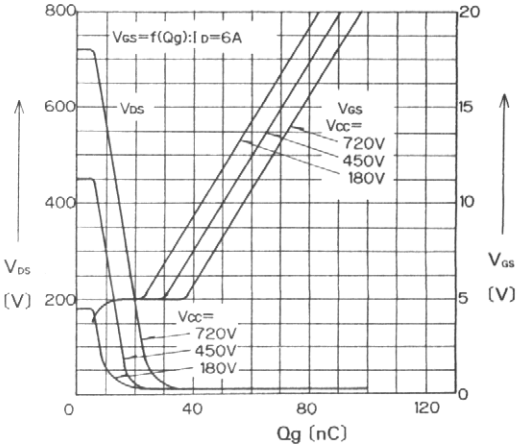

Typical Input Charge

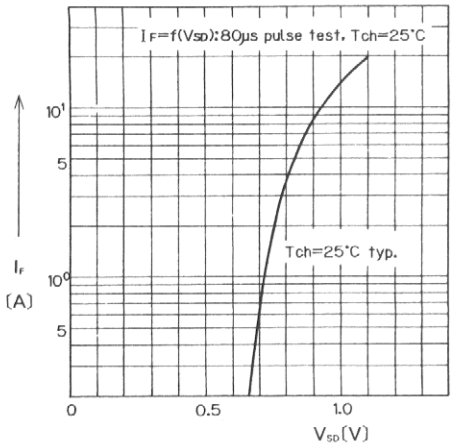

Forward Characteristics of Reverse Diode

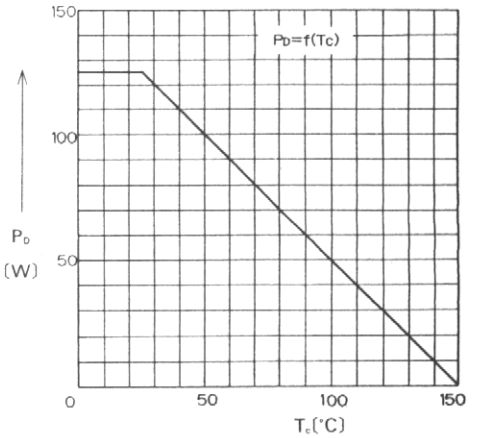

Allowable Power Dissipation vs. Tc

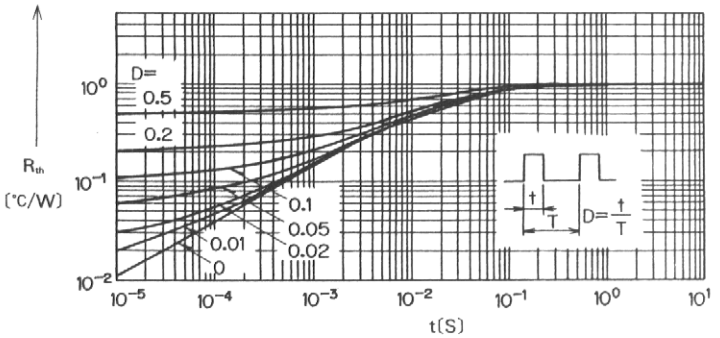

Transient Thermal Impedance

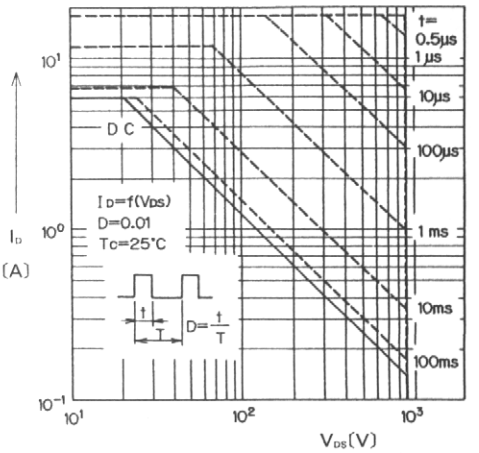

Safe Operating Area