查询2SK1279供应商

捷多邦，专业PCB打样工厂，24小时加急出货

2SK1279

F-V Series

N-channel MOS-FET			
500V	0,58Ω	15A	125W

> Features

- Include Fast Recovery Diode
- High Voltage
- Low Driving Power

> Outline Drawing

TO-3P

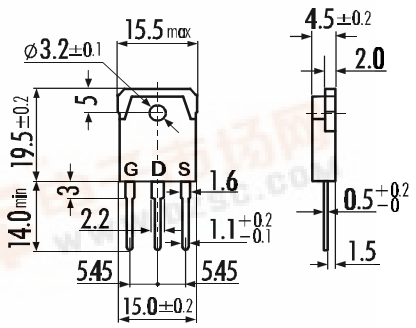

> Applications

- Motor Control
- Inverters
- Choppers

> Maximum Ratings and Characteristics

- Absolute Maximum Ratings (T_C=25°C), unless otherwise specified

Item	Symbol	Rating	Unit
Drain-Source-Voltage	V_{DS}	500	V
Continous Drain Current	I_D	15	A
Pulsed Drain Current	$I_{D(puls)}$	60	A
Continous Reverse Drain Current	I_{DR}	15	A
Gate-Source-Voltage	V_{GS}	±20	V
Max. Power Dissipation	P_D	125	W
Operating and Storage Temperature Range	T_{ch}	150	°C
	T_{stg}	-55 ~ +150	°C

> Equivalent Circuit

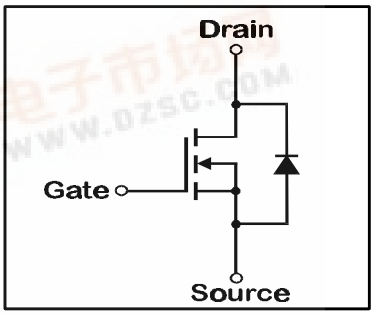

- Electrical Characteristics (T_C=25°C), unless otherwise specified

Item	Symbol	Test conditions		Min.	Typ.	Max.	Unit
Drain-Source Breakdown-Voltage	$V_{(BR)DSS}$	I_D=1mA	V_{GS}=0V	500			V
Gate Threshhold Voltage	$V_{GS(th)}$	I_D=10mA	V_{DS}=V_{GS}	2,1	3,0	4,0	V
Zero Gate Voltage Drain Current	I_{DSS}	V_{DS}=500V	T_{ch}=25°C		10	500	µA
		V_{GS}=0V					
Gate Source Leakage Current	I_{GSS}	V_{GS}=±20V	V_{DS}=0V		10	100	nA
Drain Source On-State Resistance	$R_{DS(on)}$	I_D=8A	V_{GS}=10V		0,4	0,58	Ω
Forward Transconductance	g_{fs}	I_D=8A	V_{DS}=25V	7	13		S
Input Capacitance	C_{iss}	V_{DS}=25V			2000	3000	pF
Output Capacitance	C_{oss}	V_{GS}=0V			270	400	pF
Reverse Transfer Capacitance	C_{rss}	f=1MHz			140	210	pF
Turn-On-Time t_{on} (t_{on}=$t_{d(on)}$+t_r)	$t_{d(on)}$	V_{CC}=300V			30	45	ns
	t_r	I_D=15A			100	150	ns
Turn-Off-Time t_{off} (t_{on}=$t_{d(off)}$+t_f)	$t_{d(off)}$	V_{GS}=10V			400	600	ns
	t_f	R_{GS}=25 Ω			160	240	ns
Diode Forward On-Voltage	V_{SD}	I_F=I_{DR} V_{GS}=0V T_{ch}=25°C			0,95	1,8	V
Reverse Recovery Time	t_{rr}	I_F=I_{DR} V_{GS}=0V			150	200	ns
		-dI_F/dt=100A/µs T_{ch}=25°C					

- Thermal Characteristics

Item	Symbol	Test conditions	Min.	Typ.	Max.	Unit
Thermal Resistance	$R_{th(ch-a)}$	channel to air			35	°C/W
	$R_{th(ch-c)}$	channel to case			1,0	°C/W

找PDF 维库一下 pdf.dzsc.com

N-channel MOS-FET			
500V	0,58Ω	15A	125W

2SK1279

F-V Series

FUJI ELECTRIC

> Characteristics

Typical Output Characteristics

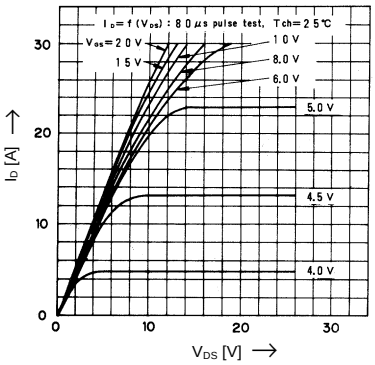

Drain-Source-On-State Resistance vs. T_{ch}

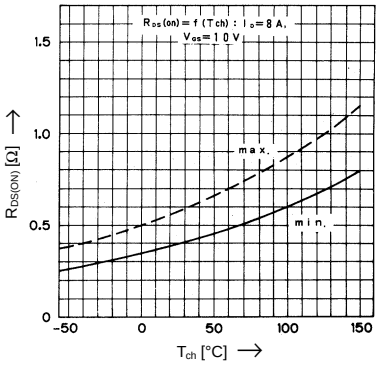

Typical Transfer Characteristics

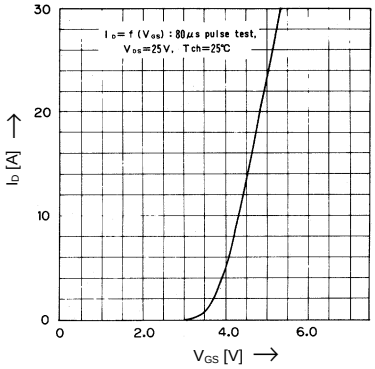

Typical Drain-Source-On-State-Resistance vs. I_D

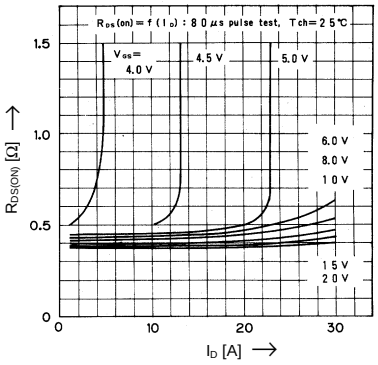

Typical Forward Transconductance vs. I_D

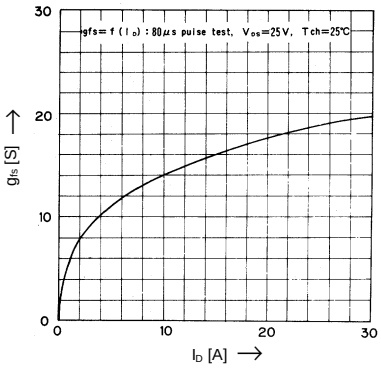

Gate Threshold Voltage vs. T_{ch}

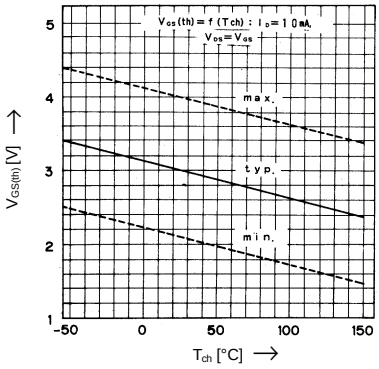

Typical Capacitance vs. V_{DS}

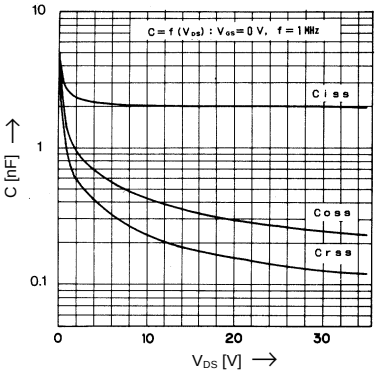

Typical Input Charge

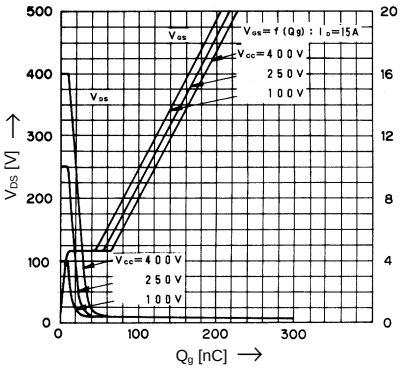

Forward Characteristics of Reverse Diode

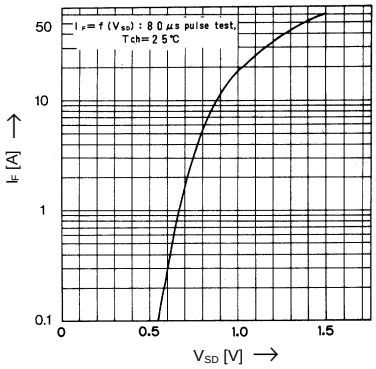

Allowable Power Dissipation vs. T_C

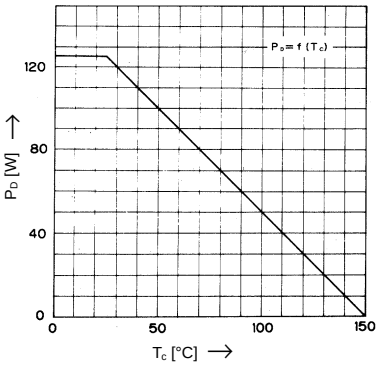

Safe operation area

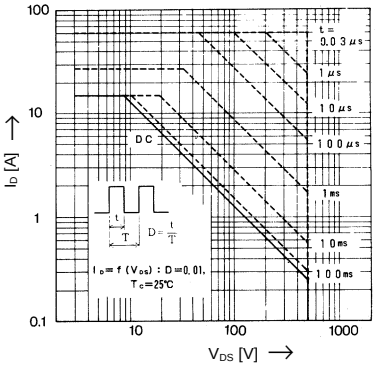
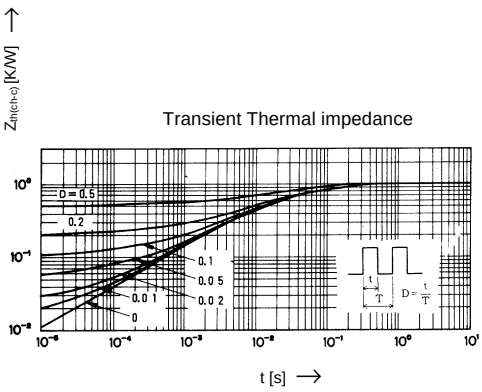
Transient Thermal impedance