

SANYO	No.E3560	2SK1422
		N-Channel MOS Silicon FET Very High-Speed Switching Applications

Features

- Low ON-state resistance.
- Very high-speed switching.
- Converters.

Absolute Maximum Ratings at Ta = 25°C

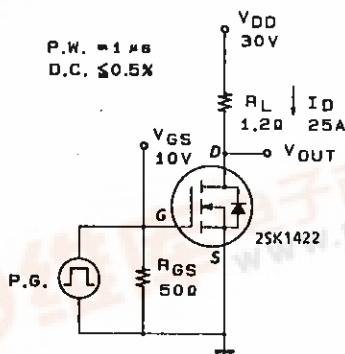
			unit
Drain to Source Voltage	V _{DSS}	60	V
Gate to Source Voltage	V _{GSS}	±20	V
Drain Current(DC)	I _D	50	A
Drain Current(Pulse)	I _{DP}	PW ≤ 10μs, duty cycle ≤ 1%	200 A
Allowable Power Dissipation	P _D	Tc = 25°C	100 W
			2.5 W
Channel Temperature	T _{ch}	150	°C
Storage Temperature	T _{stg}	-55 to +150	°C

Electrical Characteristics at Ta = 25°C

			min	typ	max	unit
D-S Breakdown Voltage	V _{(BR)DSS}	I _D = 1mA, V _{GS} = 0	60			V
Zero Gate Voltage Drain Current	I _{DSS}	V _{DS} = 60V, V _{GS} = 0			100	μA
Gate to Source Leakage Current	I _{GSS}	V _{GS} = ±20V, V _{DS} = 0			±100	nA
Cutoff Voltage	V _{GS(off)}	V _{DS} = 10V, I _D = 1mA	1.5		2.5	V
Forward Transfer Admittance	Y _{fs}	V _{DS} = 10V, I _D = 25A	15	25		S
Static Drain to Source on State Resistance	R _{DS(on)}	I _D = 25A, V _{GS} = 10V	0.02	0.026		Ω
Input Capacitance	C _{iss}	V _{DS} = 20V, f = 1MHz		2400		pF
Output Capacitance	C _{oss}	V _{DS} = 20V, f = 1MHz		1100		pF
Reverse Transfer Capacitance	C _{rss}	V _{DS} = 20V, f = 1MHz		300		pF
Turn-ON Delay Time	t _{d(on)}	I _D = 25A, V _{GS} = 10V V _{DD} = 30V, R _{GS} = 50Ω I _S = 50A, V _{GS} = 0		31		ns
Rise Time	t _r		159		ns	
Turn-OFF Delay Time	t _{d(off)}		240		ns	
Fall Time	t _f		140		ns	
Diode Forward Voltage	V _{SD}				1.8	V

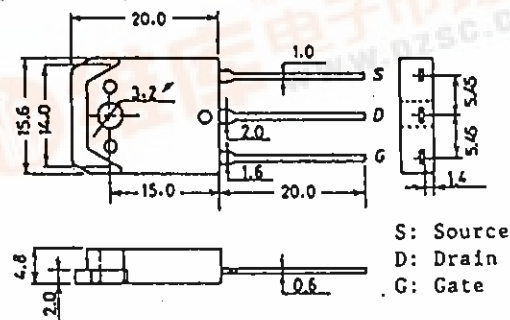
(Note) Be careful in handling the 2SK1422 because it has no protection diode between gate and source.

Switching Time Test Circuit



Package Dimensions 2056

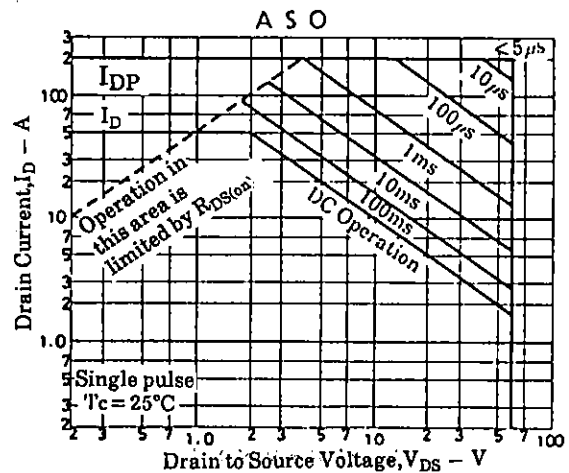
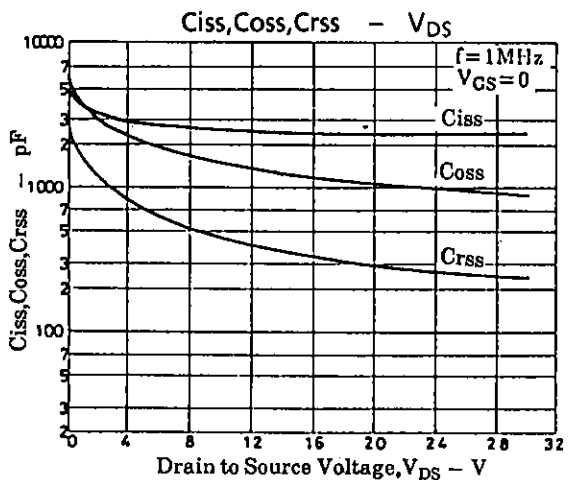
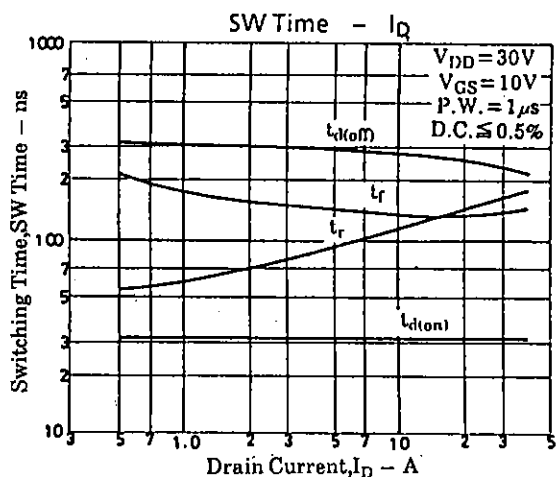
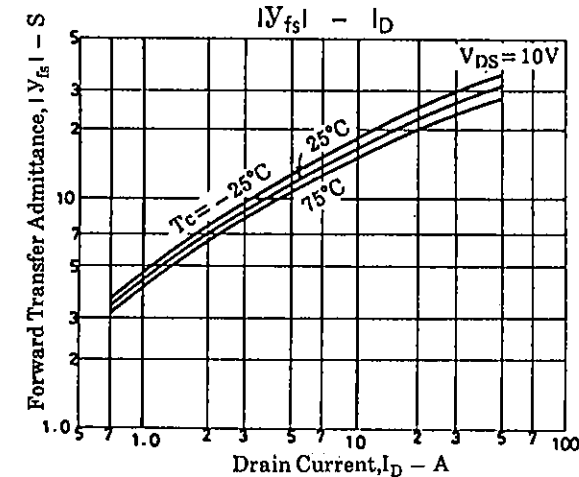
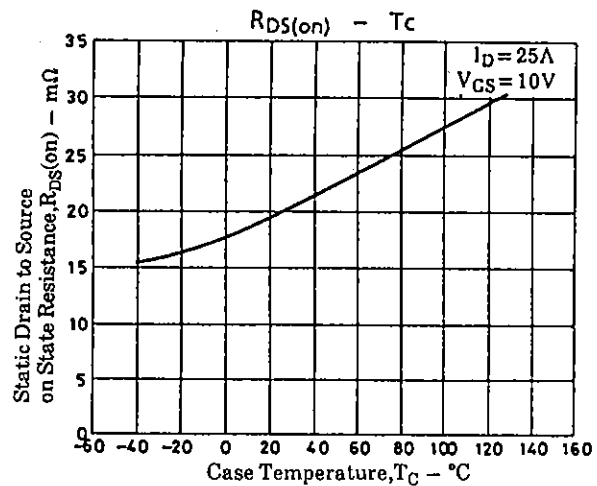
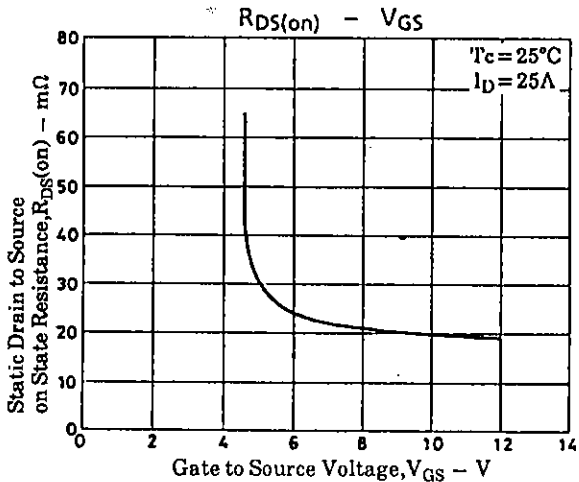
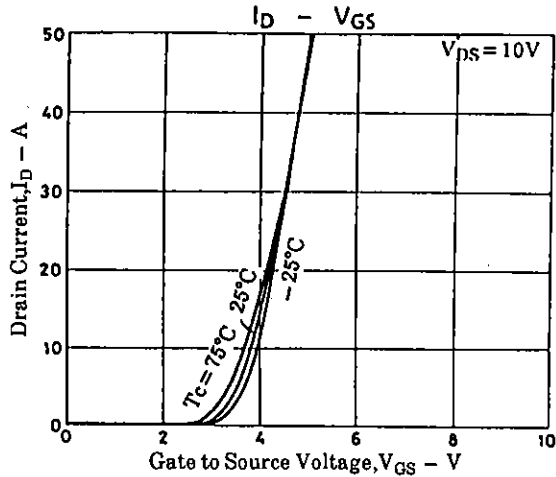
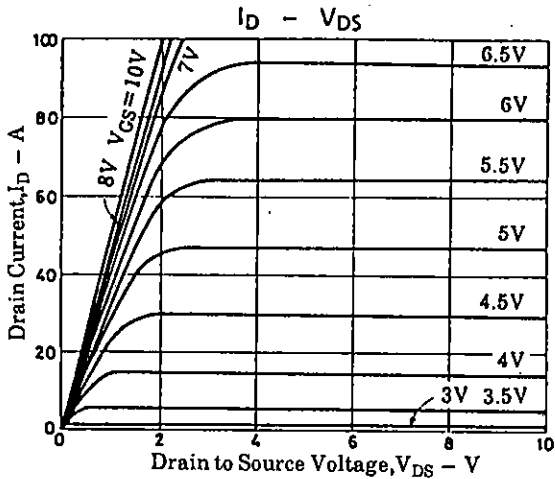
(unit: mm)



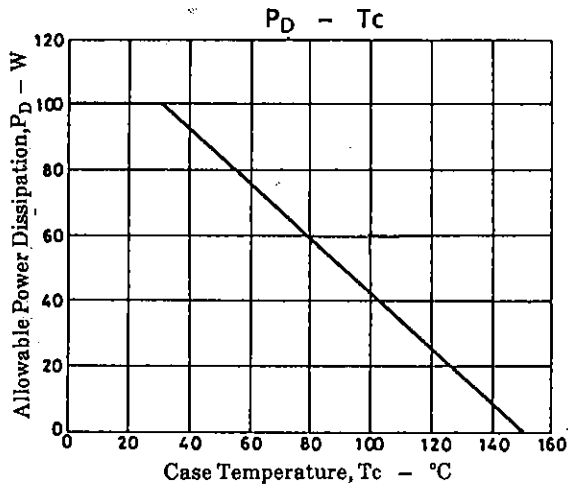
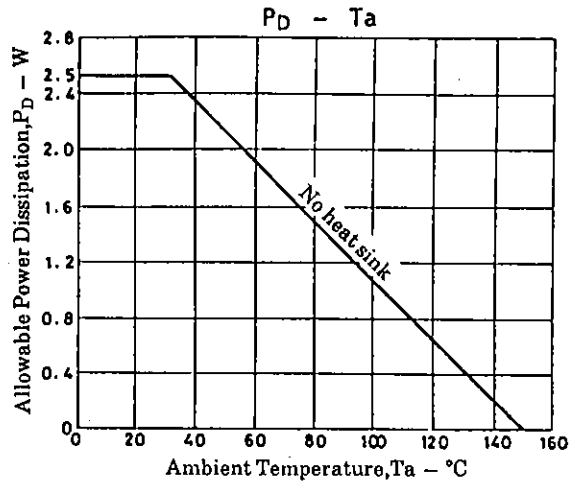
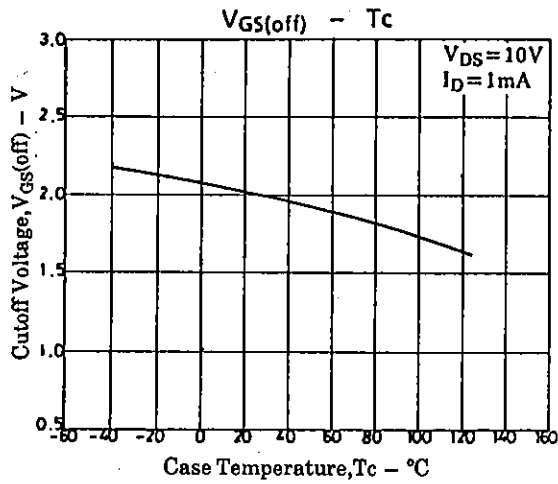
SANYO: TO3PB



2SK1422



2SK1422



- No products described or contained herein are intended for use in surgical implants, life-support systems, aerospace equipment, nuclear power control systems, vehicles, disaster/crime-prevention equipment and the like, the failure of which may directly or indirectly cause injury, death or property loss.
- Anyone purchasing any products described or contained herein for an above-mentioned use shall:
 - ① Accept full responsibility and indemnify and defend SANYO ELECTRIC CO., LTD., its affiliates, subsidiaries and distributors and all their officers and employees, jointly and severally, against any and all claims and litigation and all damages, cost and expenses associated with such use;
 - ② Not impose any responsibility for any fault or negligence which may be cited in any such claim or litigation on SANYO ELECTRIC CO., LTD., its affiliates, subsidiaries and distributors or any of their officers and employees jointly or severally.
- Information (including circuit diagrams and circuit parameters) herein is for example only; it is not guaranteed for volume production. SANYO believes information herein is accurate and reliable, but no guarantees are made or implied regarding its use or any infringements of intellectual property rights or other rights of third parties.