
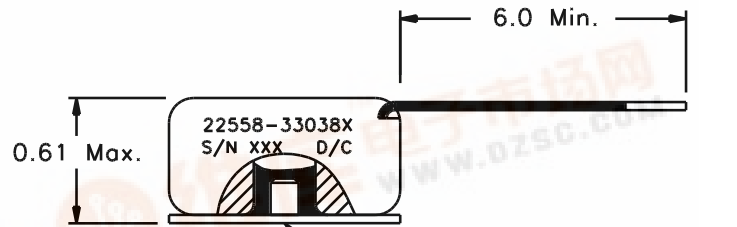
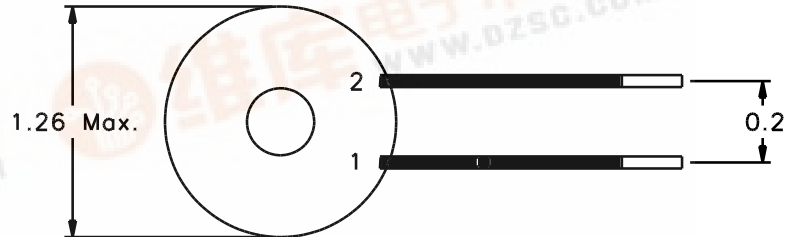


查询33038-30供应商

捷多邦, 专业PCB打样工厂, 24小时加急出货



REVISIONS			
REV.	DESCRIPTION	DATE	BY



1/32 EG Mounting Base  
With 4-40 AL Insert,  
5 Full Thds, Min.

**Classification**

MIL-PRF-27 Grade: 6  
MIL-PRF-27 Class: S (130° C)  
Maximum Ambient Temperature: 105° C

**MIL-STD-981 Quality Assurance Provisions**

Class	Description	Drawing Number <sup>1</sup>
C	Commercial Parts	33038-30
B	Group A Inspection	33038-31B
E	Group A Inspection	33038-31S
S	Group A Inspection	33038-31S and
	Group B Inspection	33038-85

<sup>1</sup> The germane data will ship with the hardware.

**LOAD CONDITIONS**

IDC (1 - 2) = 3.75 A      P<sub>TOTAL</sub> = 2.59 W

**Electrical Characteristics**

DC Resistance: (1 - 2) = 184 mΩ Maximum

Inductance (measured at 0.5 V, 10 KHz):

(1 - 2) = 292 μH ±10%, IDC = 0A

(1 - 2) = 234 μH Min., IDC = 3.6 A

**These Parts Are Manufactured in Strict Compliance to MIL-STD-981.**

The "X" in the part number refers to the Quality Level (C, B, E, or S), see Quality Assurance Provisions	UNLESS OTHERWISE SPECIFIED: Dimensions are in inches, and tolerances are: Fractions      Decimals      Angles ±1/64      .X = ±0.1      ±5° .XX = ±0.02 .XXX = ±0.010		<b>COAST/ACM</b>		
	DRAWN BY      DATE Jim Allen      08/07/03		TITLE <b>Inductor</b>		
	FSCM      DWG. NO      REV. 22558      33038X		SCALE: none      MAX. WT.: 38 grams      SHEET 1 OF 1		
	DO NOT SCALE DRAWING		SHEET 1 OF 1		