


No. 374 / TR5®



UL 248-14, 250 V, T lead free

Time-Current Characteristic

Time Lag (T)

Standard

UL 248-14
CSA C22.2 No. 248.14

Approvals

UL Listed
CSA Certified

Features

- Lead free
- Reduced PCB space requirements
- Direct solderable or plug-in versions
- Internationally approved
- Low internal resistance
- Shocksafe casing
- Vibration resistant
- Hologen free

Specifications

Packaging

000: Tape/Ampopack (1,000 pcs.)
041: Short Leads - Bulk (1,000 pcs.)

Materials

Base/Cap: Brown Thermoplastic
Polyamide PA 6.6, UL 94 V0
Round Pins: Copper, Sn plated

Operating Temperature

-40 °C to +85 °C (consider de-rating)

Climatic Category

-40 °C/+85 °C/21 days
(EN 60068-1,-2-1,-2-2,-78)

Stock Conditions:

+10 °C to +60 °C
relative humidity ≤ 75 % yearly average,
without dew, maximum value for 30 days-95 %

Vibration Resistance

24 cycles at 15 min. each (EN 60068-2-6)
10 - 60 Hz at 0.75mm amplitude
60 - 2000 Hz at 10 g acceleration

Lead Pull Strength

10 N (EN 60068-2-21)

Solderability

260 °C, ≤ 3 s (Wave)
350 °C, ≤ 3 s (Solder iron)

Soldering Heat Resistance

260 °C, 10 s (IEC 60068-2-20)

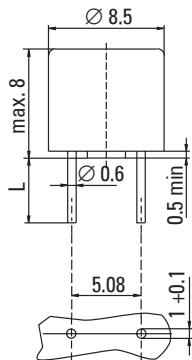
Marking

Ⓢ, 374, 250 V, T, Current Rating, Approvals

Unit Weight

0.77 g (approx.)

Dimensions (mm)



Holes in PCB
Long Leads (L=18.8mm)
Short Leads (L=4.3mm)

Limits for Pre-arcing Time

Rated Current	2.0 x I _N
50 mA ... 10.00 A	< 60 s



Permissible continuous operating current is ≤ 70 % at ambient temperature of 23 °C (73.4 °F).

Rated Current	Amp Code	Voltage Rating	Breaking Capacity	Voltage Drop 1.0 x I _N Ⓢ max. (mV)	Power Dissipation 1.0 x I _N Ⓢ max. (mW)	Melting Integral 10 x I _N Ⓢ min. (A ² s)	Approvals UL CSA cULus
50mA	0050	250V		900	45	0.0056	• •
63mA	0063	250V		800	50	0.009	• •
80mA	0080	250V		700	55	0.014	• •
100mA	0100	250V		600	60	0.025	• •
125mA	0125	250V		550	70	0.044	• •
160mA	0160	250V		480	80	0.058	• •
200mA	0200	250V		390	80	0.1	• •
250mA	0250	250V		350	90	0.17	• •
315mA	0315	250V		300	95	0.26	• •
400mA	0400	250V	50 A / 250 V AC	250	100	0.32	• •
500mA	0500	250V	50-60 Hz	220	110	0.6	• •
630mA	0630	250V	cos φ = 1.0	210	135	0.75	• •
800mA	0800	250V		160	130	0.98	• •
1.00A	1100	250V		155	155	2.1	• •
1.25A	1125	250V		145	185	3.2	• •
1.60A	1160	250V		130	210	4.5	• •
2.00A	1200	250V		125	250	7.5	• •
2.50A	1250	250V		120	300	14	• •
3.15A	1315	250V		110	350	22	• •
4.00A	1400	250V		100	400	36	• •
5.00A	1500	250V		95	475	59	• •
6.30A	1630	250V		90	570	110	• •
8.00A ¹	1800	250V		80	1000	150	• •
10.00A ¹	2100	250V		90	1250	280	• •

¹ Conducting path cross-section minimum ≥ 0.2mm²

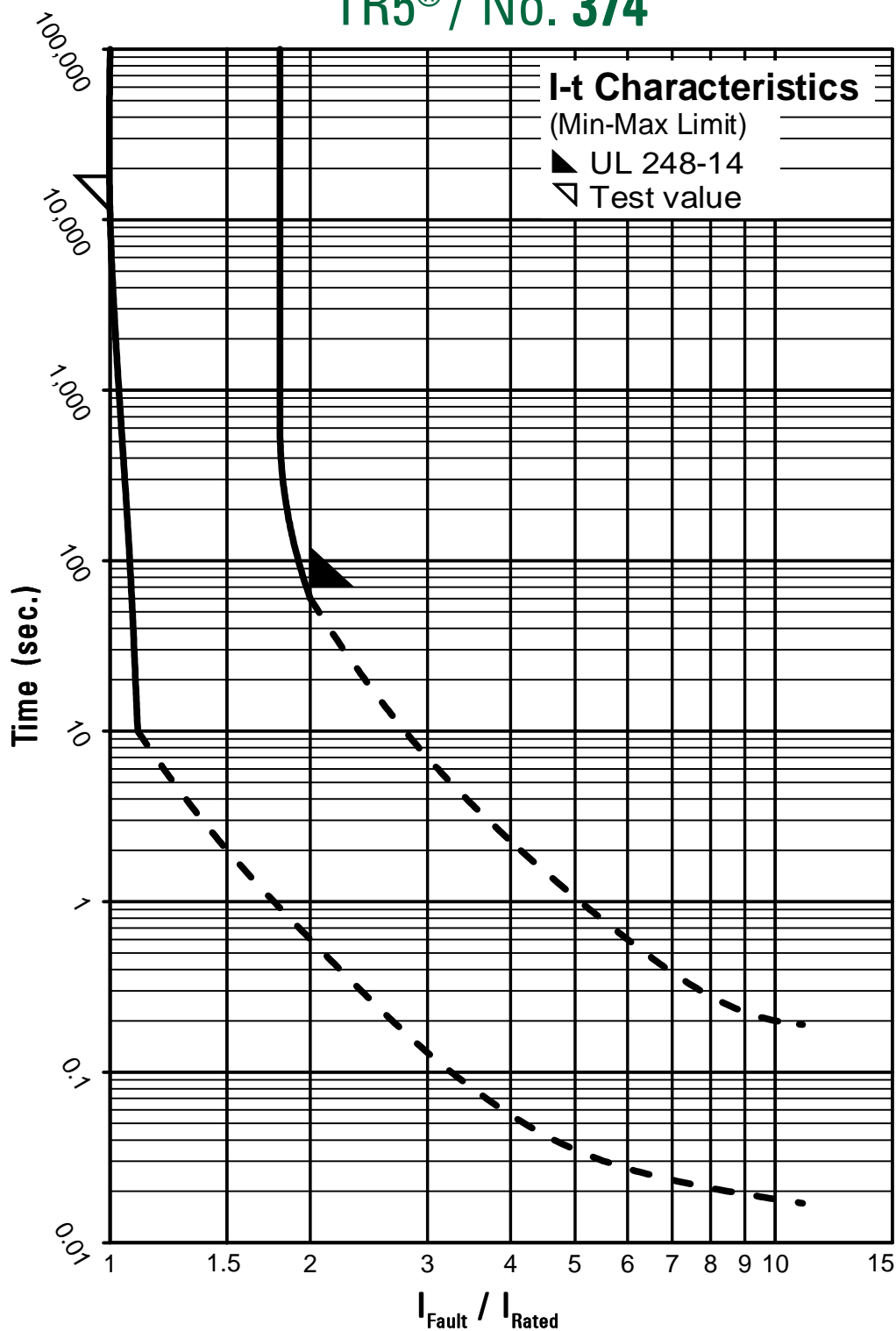
Note: 1.00 means the number one with two decimal places. 1,000 means the number one thousand.

Order Information

Qty.	Order-Number	Series	Amp Code	Packaging
		374		

Specifications are subject to change without notice

TR5[®] / No. 374



Contact Littelfuse for individual I-t curves