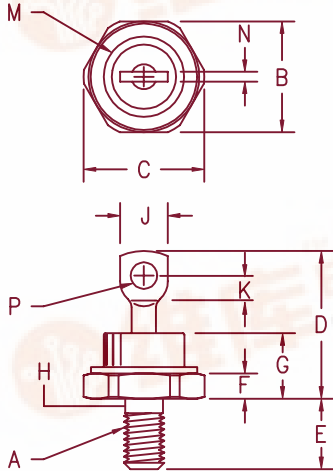


# Fast Recovery Rectifier

## 1N3899 — 1N3903



- Notes:
1. 1/4–28 UNF3A threads
  2. Full threads within 2 1/2 threads
  3. Standard Polarity: Stud is Cathode

Dim.	Inches		Millimeter		Notes
	Minimum	Maximum	Minimum	Maximum	
A	----	----	----	----	1
B	.669	.688	16.99	17.48	
C	----	.794	----	20.16	
D	.750	1.000	19.05	25.40	
E	.422	.453	10.72	11.51	
F	.115	.200	2.92	5.08	
G	----	.450	----	11.43	
H	.220	.249	5.58	6.32	2
J	.250	.375	6.35	9.53	
K	.156	----	3.96	----	
M	----	.667	----	16.94	Dia.
N	.030	.080	.760	2.03	
P	.140	.175	3.56	4.45	Dia.

### DO203AB (D05)

Microsemi Catalog Number	Working Peak Reverse Voltage	Repetitive Peak Reverse Voltage
1N3899*	50V	50V
1N3900*	100V	100V
1N3901*	200V	200V
1N3902*	300V	300V
1N3903*	400V	400V

\*Add the Suffix R for reverse polarity

- Fast Recovery Rectifier
- 150°C Junction Temperature
- 20 Amp current rating
- VRRM 50 to 400 Volts

### Electrical Characteristics

Average forward current	$I_F(AV)$ 20 Amps	$T_C = 100^\circ C$ , Square wave, $R_{\theta JC} = 1.8^\circ C/W$
Maximum surge current	$I_{FSM}$ 225 Amps	8.3 ms, half_sine $T_C = 100^\circ C$
Max peak forward voltage	$V_{FM}$ 1.40 Volts	$I_{FM} = 63A$ $T_J = 25^\circ C^*$
Max peak reverse current	$I_{RM}$ 6 mA	$V_{RRM}$ , $T_J = 150^\circ C$
Max peak reverse current	$I_{RM}$ 50 $\mu A$	$V_{RRM}$ , $T_J = 25^\circ C$
Max reverse recovery time	$t_{RR}$ 200 ns	$I_F = 1A$ dc, $V_R = 30V$ , $di/dt = 25A/\mu s$
Max junction capacitance	$C_J$ 150 pF	$V_R = 10V$ , $f = 1Mhz$ , $T_J = 25^\circ C$

\*Pulse test: Pulse width 300  $\mu s$ , Duty cycle 2%

### Thermal and Mechanical Characteristics

Storage temp range	$T_{STG}$	-65°C to 175°C
Operating junction temp range	$T_J$	-65°C to 150°C
Max thermal resistance	$R_{\theta JC}$	1.8°C/W Junction to case
Mounting torque		25–30 inch pounds
Weight		.54 ounces (15.3 grams) typical



# 1N3899 — 1N3903

Figure 1  
Typical Forward Characteristics

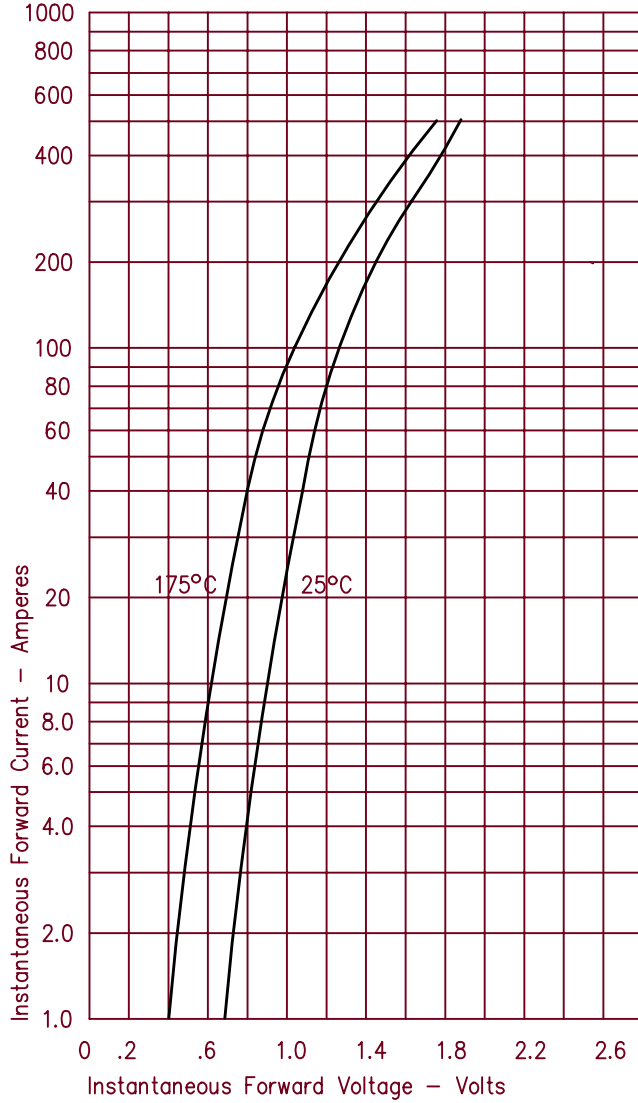


Figure 3  
Typical Junction Capacitance

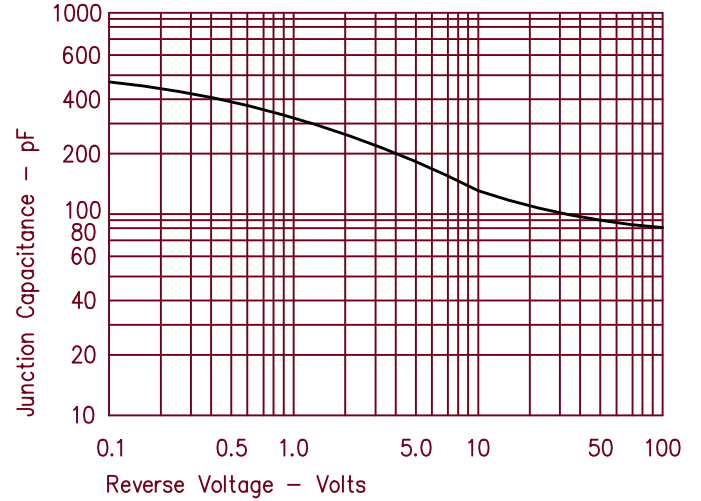


Figure 4  
Forward Current Derating

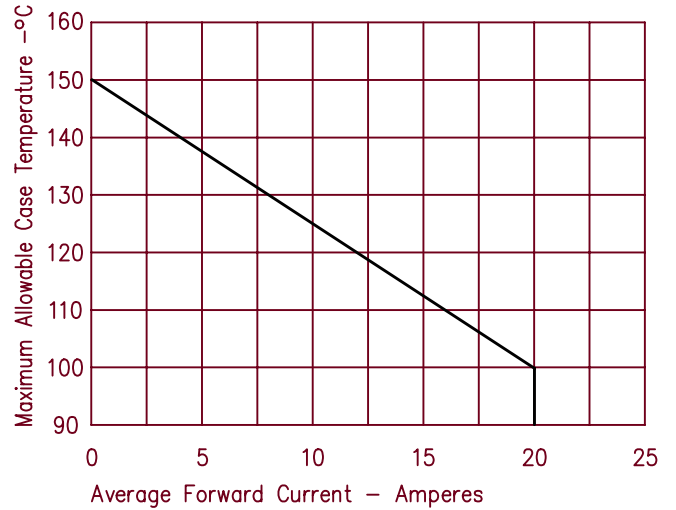


Figure 2  
Typical Reverse Characteristics

