



STPS3L40S

POWER SCHOTTKY RECTIFIER

MAIN PRODUCT CHARACTERISTICS

I_{F(AV)}	3 A
V_{RRM}	40 V
T_{j (max)}	150°C
V_{F (max)}	0.44 V

FEATURES AND BENEFITS

- Negligible switching losses
- Low thermal resistance
- Low forward voltage drop

DESCRIPTION

Schottky rectifier suited for Switched Mode Power Supplies and high frequency DC to DC converters. Packaged in SMC, this device is intended for use in DC/DC chargers.



ABSOLUTE RATINGS (limiting values)

Symbol	Parameter	Value	Unit
V _{RRM}	Repetitive peak reverse voltage	40	V
I _{F(RMS)}	RMS forward current	10	A
I _{F(AV)}	Average forward current	T _c = 120°C δ = 0.5 3	A
I _{FSM}	Surge non repetitive forward current	t _p = 10 ms Sinusoidal 75	A
I _{RRM}	Repetitive peak reverse current	t _p =2 μs square F=1kHz 1	A
T _{stg}	Storage temperature range	- 65 to + 175	°C
T _j	Maximum operating junction temperature *	150	°C
dV/dt	Critical rate of rise of reverse voltage	10000	V/μs

* : $\frac{dP_{tot}}{dT_j} < \frac{1}{R_{th}(j-a)}$ thermal runaway condition for a diode on its own heatsink



STPS3L40S

THERMAL RESISTANCES

Symbol	Parameter	Value	Unit
$R_{th(j-l)}$	Junction to leads	18	$^{\circ}\text{C}/\text{W}$

STATIC ELECTRICAL CHARACTERISTICS

Symbol	Parameter	Tests conditions	Typ.	Max.	Unit	
I_R^*	Reverse leakage current	$T_j = 25^{\circ}\text{C}$	$V_R = V_{RRM}$		100	μA
		$T_j = 125^{\circ}\text{C}$		16	40	mA
V_F^*	Forward voltage drop	$T_j = 25^{\circ}\text{C}$	$I_F = 3\text{ A}$		0.5	V
		$T_j = 125^{\circ}\text{C}$	$I_F = 3\text{ A}$	0.40	0.44	
		$T_j = 25^{\circ}\text{C}$	$I_F = 6\text{ A}$		0.62	
		$T_j = 125^{\circ}\text{C}$	$I_F = 6\text{ A}$	0.52	0.58	

Pulse test : * $t_p = 380\ \mu\text{s}$, $\delta < 2\%$

To evaluate the maximum conduction losses use the following equation :

$$P = 0.30 \times I_{F(AV)} + 0.047 I_{F(RMS)}^2$$

Fig. 1: Average forward power dissipation versus average forward current.

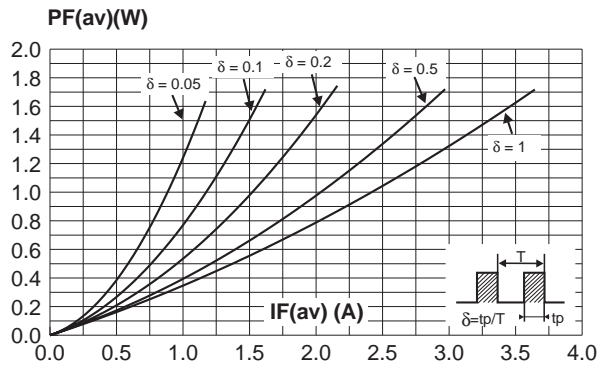


Fig. 3: Non repetitive surge peak forward current versus overload duration (maximum values).

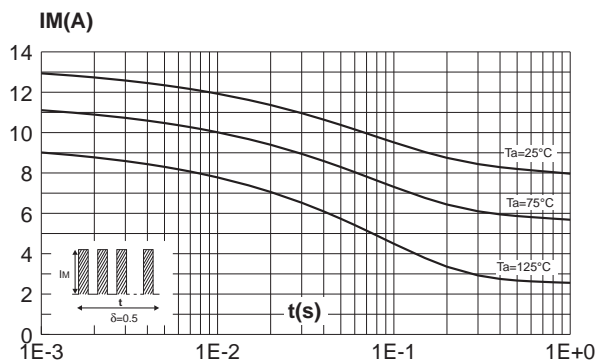


Fig. 2: Average forward current versus ambient temperature ($\delta = 0.5$).

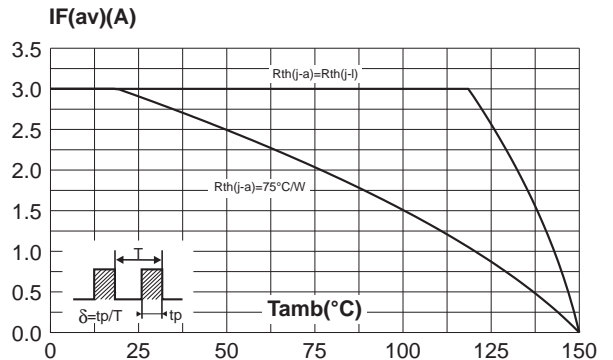


Fig. 4: Relative variation of thermal impedance junction to ambient versus pulse duration (epoxy printed circuit board, $e(\text{Cu})=35\ \mu\text{m}$, recommended pad layout).

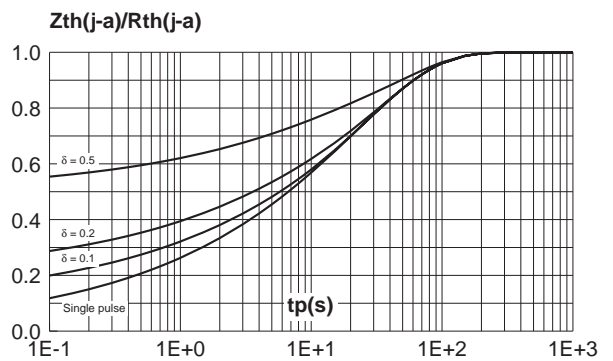


Fig. 5: Reverse leakage current versus reverse voltage applied (typical values).

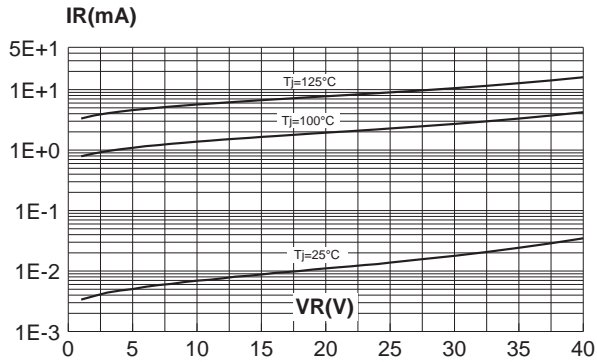


Fig. 6: Junction capacitance versus reverse voltage applied (typical values).

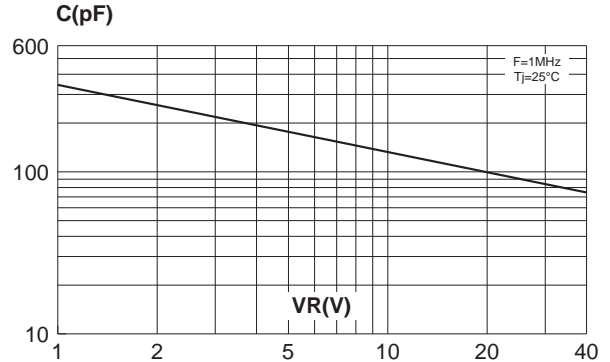


Fig. 7: Forward voltage drop versus forward current (maximum values).

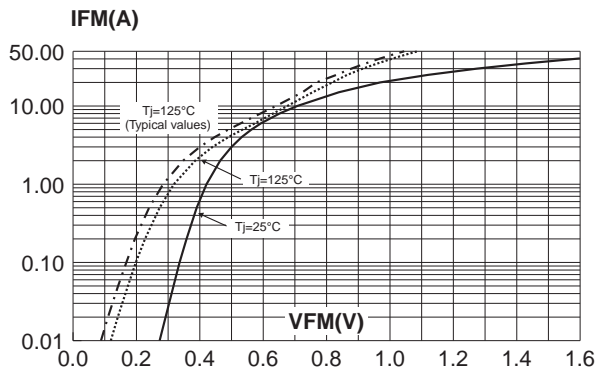


Fig. 8: Non repetitive surge peak forward current versus number of cycles.

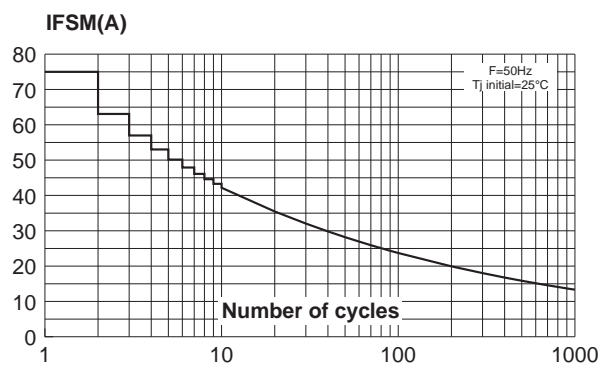
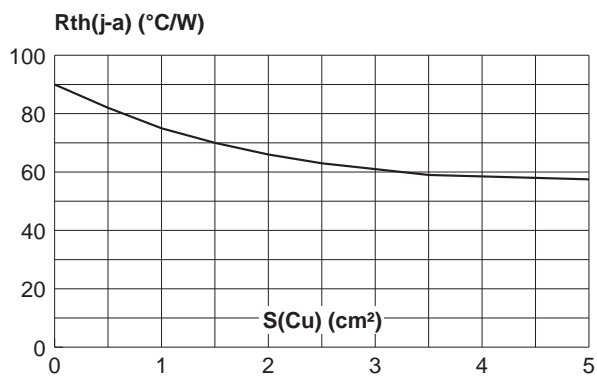
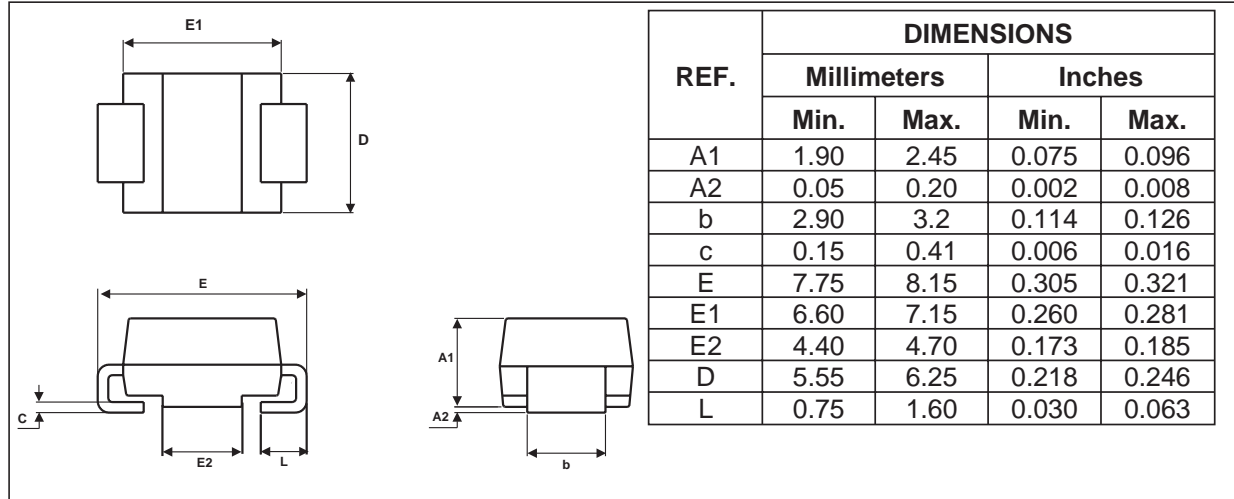


Fig. 9: Thermal resistance junction to ambient versus copper surface under tab (Epoxy printed circuit board FR4, copper thickness: 35 μm).

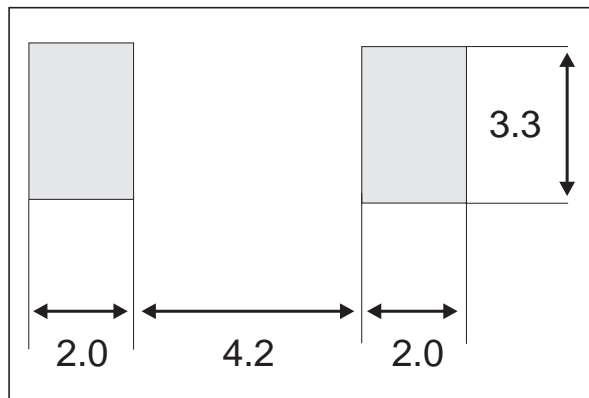


STPS3L40S

PACKAGE MECHANICAL DATA SMC



FOOT PRINT (in millimeters)



Ordering type	Marking	Package	Weight	Base qty	Delivery mode
STPS3L40S	S3L4	SMC	0.24g	2500	Tape and reel

- Epoxy meets UL94,V0

Information furnished is believed to be accurate and reliable. However, STMicroelectronics assumes no responsibility for the consequences of use of such information nor for any infringement of patents or other rights of third parties which may result from its use. No license is granted by implication or otherwise under any patent or patent rights of STMicroelectronics. Specifications mentioned in this publication are subject to change without notice. This publication supersedes and replaces all information previously supplied. STMicroelectronics products are not authorized for use as critical components in life support devices or systems without express written approval of STMicroelectronics.

The ST logo is a registered trademark of STMicroelectronics
© 2000 STMicroelectronics - Printed in Italy - All rights reserved.

STMicroelectronics GROUP OF COMPANIES
Australia - Brazil - China - Finland - France - Germany - Hong Kong - India - Italy - Japan - Malaysia
Malta - Morocco - Singapore - Spain - Sweden - Switzerland - United Kingdom - U.S.A.

<http://www.st.com>