

SANYO	No.3097	2SA1710/2SC4490
		PNP/NPN Epitaxial Planar Silicon Transistors High-Definition CRT Display Video Output Applications

Features

- High breakdown voltage ($V_{CEO} \geq 300V$)
- Excellent high frequency characteristic
- Adoption of MBIT process

() : 2SA1710

Absolute Maximum Ratings at $T_a = 25^\circ C$

			unit
Collector to Base Voltage	V_{CBO}	(-)	300 V
Collector to Emitter Voltage	V_{CEO}	(-)	300 V
Emitter to Base Voltage	V_{EBO}	(-)	5 V
Collector Current	I_C	(-)	100 mA
Collector Current(Pulse)	I_{CP}	(-)	200 mA
Collector Dissipation	P_C		1 W
Junction Temperature	T_j		150 $^\circ C$
Storage Temperature	T_{stg}		-55 to +150 $^\circ C$

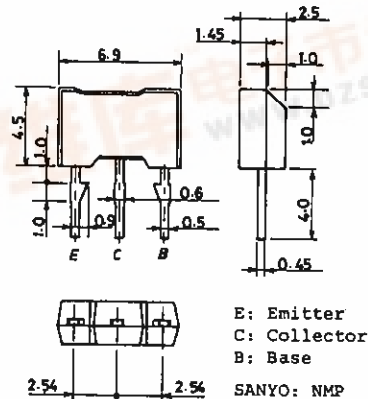
Electrical Characteristics at $T_a = 25^\circ C$

			min	typ	max	unit
Collector Cutoff Current	I_{CBO}	$V_{CB} = (-)200V, I_E = 0$			(-)	100 nA
Emitter Cutoff Current	I_{EBO}	$V_{EB} = (-)4V, I_C = 0$			(-)	100 nA
DC Current Gain	h_{FE}	$V_{CE} = (-)10V, I_C = (-)10mA$	70*		280*	
Gain-Bandwidth Product	f_T	$V_{CE} = (-)30V, I_C = (-)10mA$		70		MHz
C-E Saturation Voltage	$V_{CE(sat)}$	$I_C = (-)20mA, I_B = (-)2mA$			(-)	0.6 V
B-E Saturation Voltage	$V_{BE(sat)}$	$I_C = (-)20mA, I_B = (-)2mA$			(-)	1.0 V
Output Capacitance	c_{ob}	$V_{CB} = (-)30V, f = 1MHz$	(3.1)	2.6		pF
Reverse Transfer Capacitance	c_{re}	$V_{CB} = (-)30V, f = 1MHz$	(2.3)	1.8		pF
C-B Breakdown Voltage	$V_{(BR)CBO}$	$I_C = (-)10\mu A, I_E = 0$	(-)	300		V
C-E Breakdown Voltage	$V_{(BR)CEO}$	$I_C = (-)1mA, R_{BE} = \infty$	(-)	300		V
E-B Breakdown Voltage	$V_{(BR)EBO}$	$I_E = (-)10\mu A, I_C = 0$	(-)	5		V

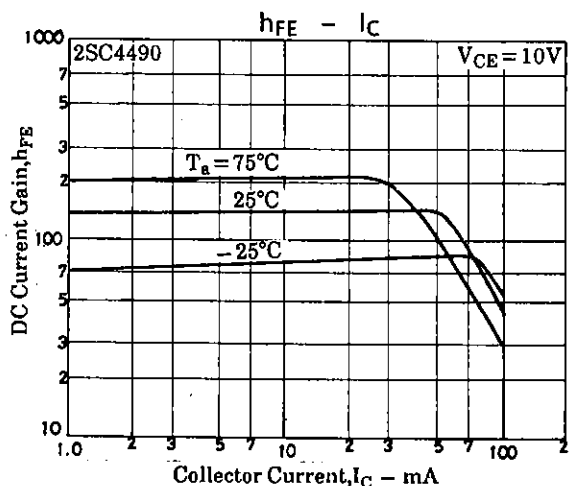
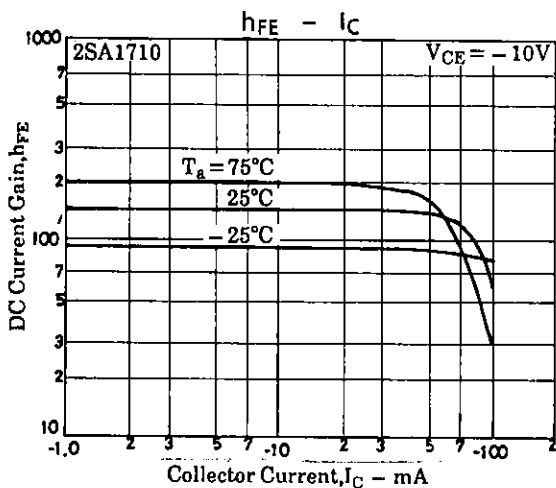
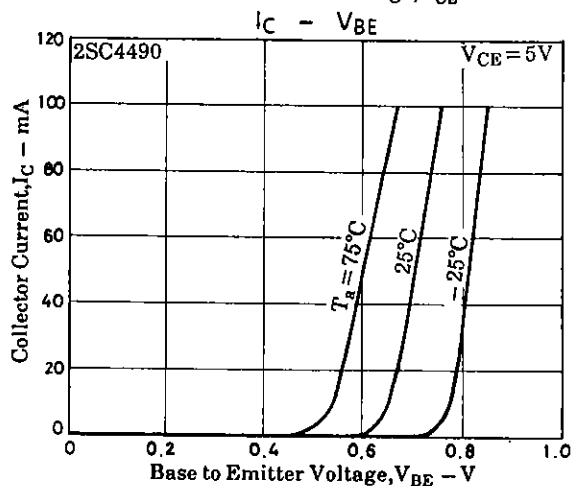
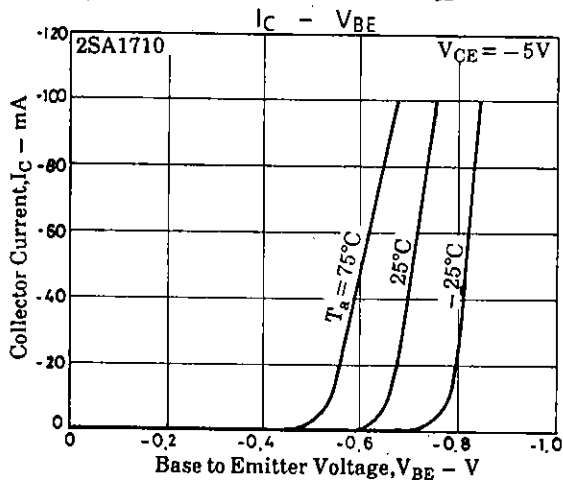
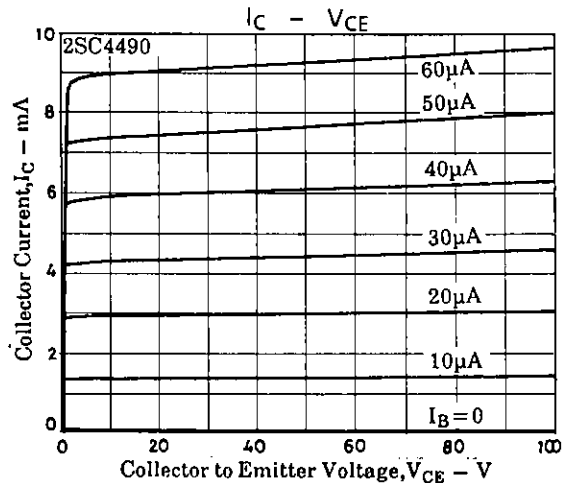
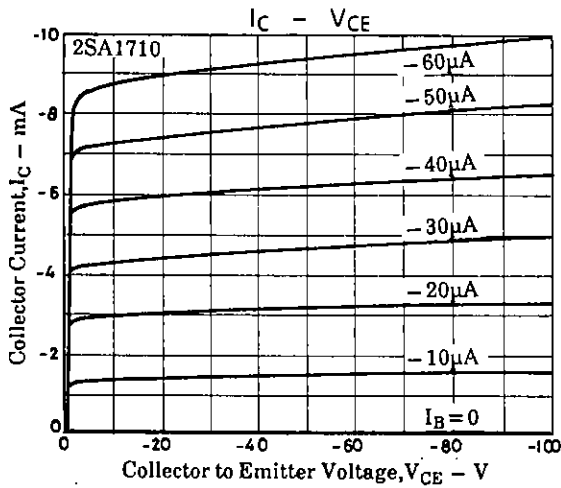
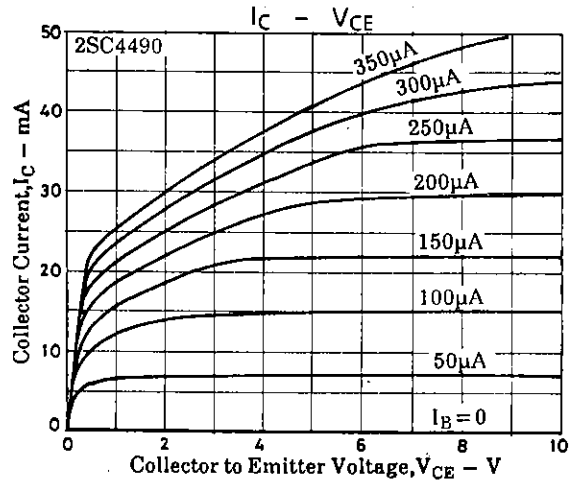
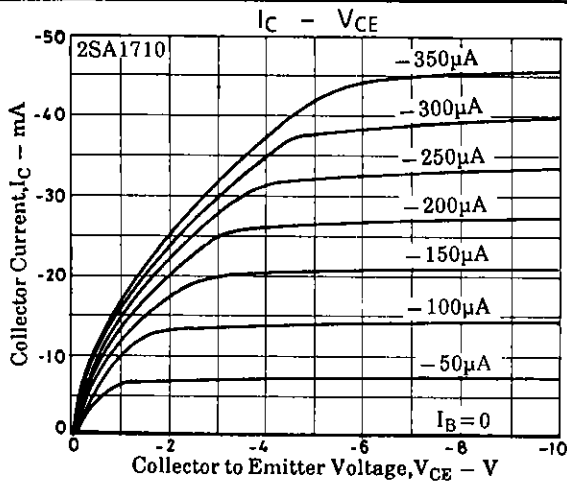
*: The 2SA1710/2SC4490 are classified by 100mA h_{FE} as follows:

70 Q 140	100 R 200	140 S 280
----------	-----------	-----------

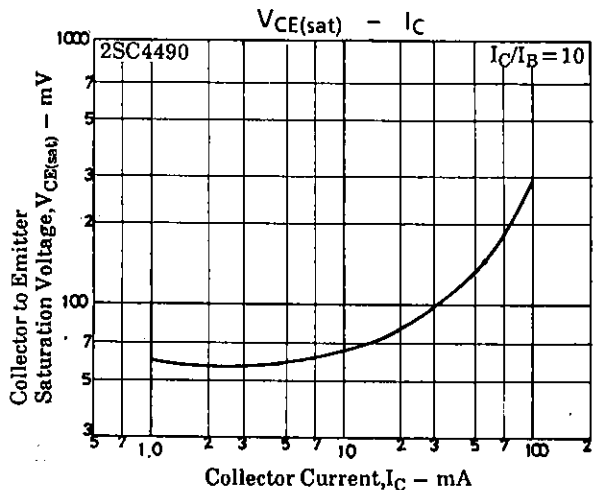
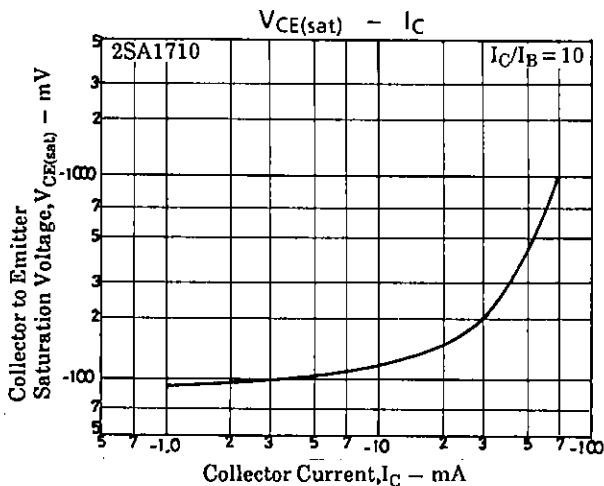
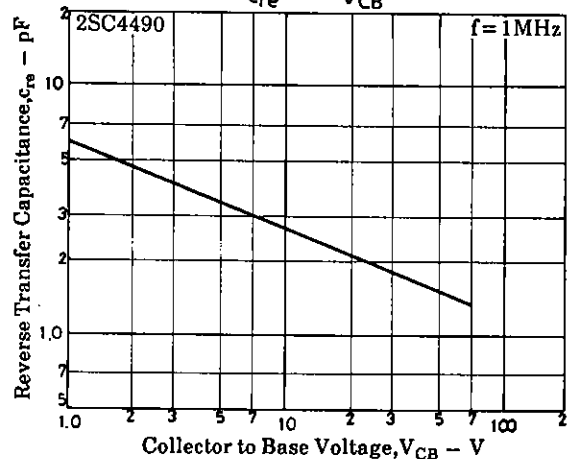
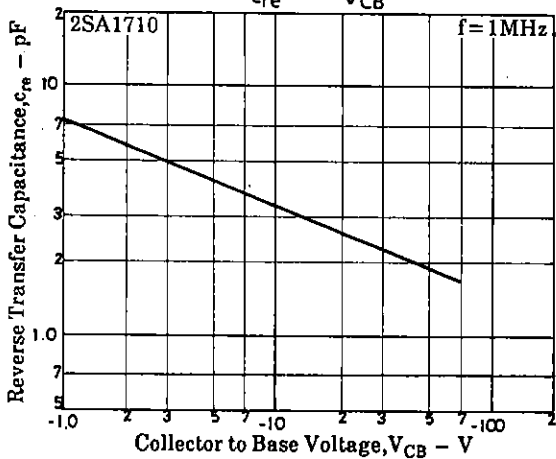
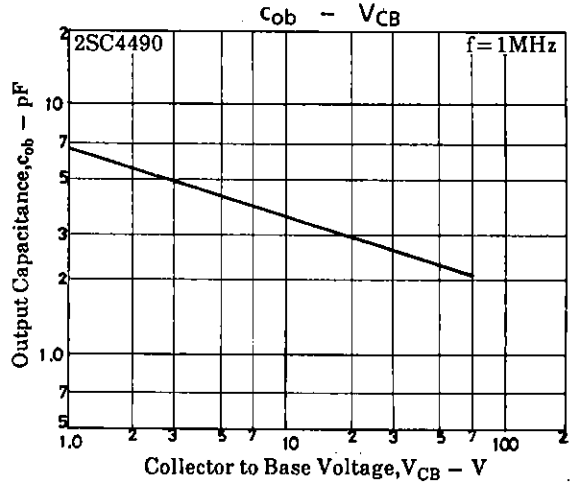
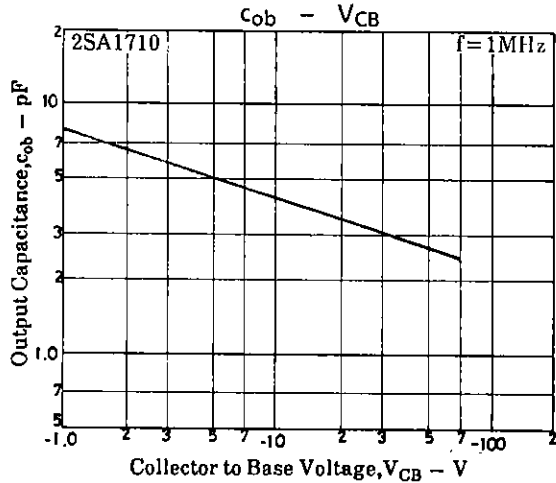
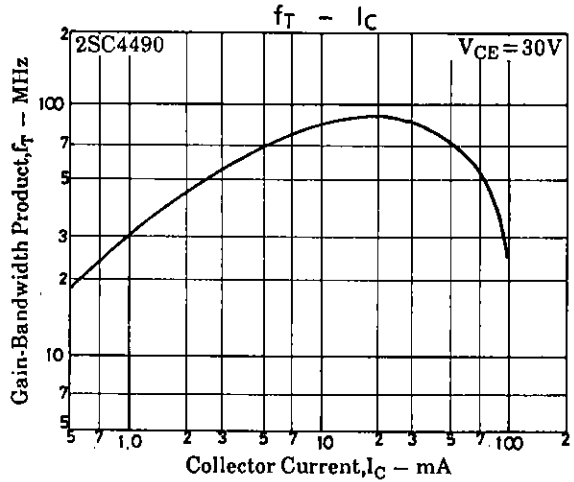
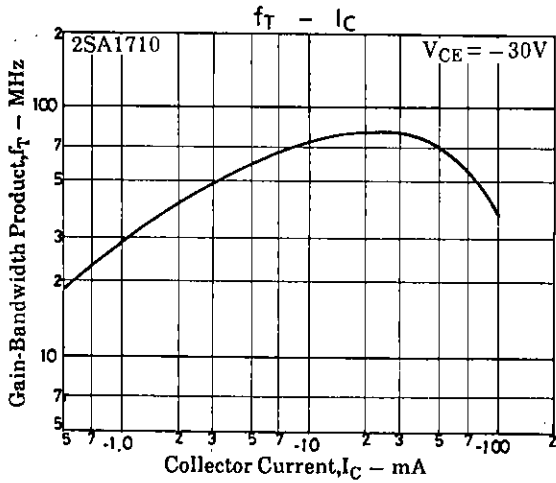
Package Dimensions 2064
(unit: mm)



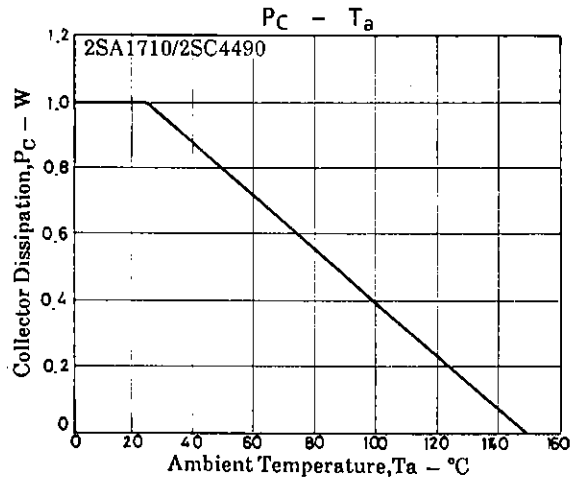
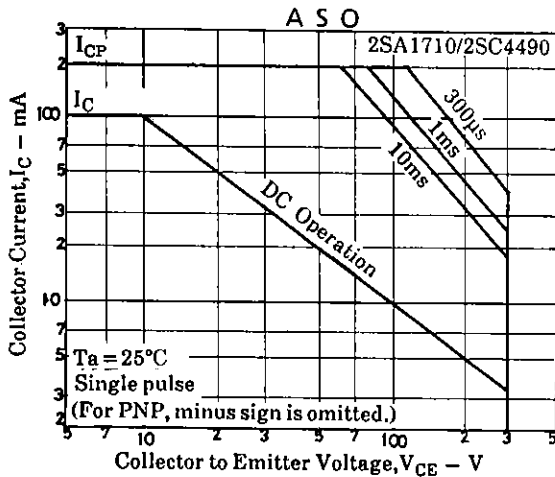
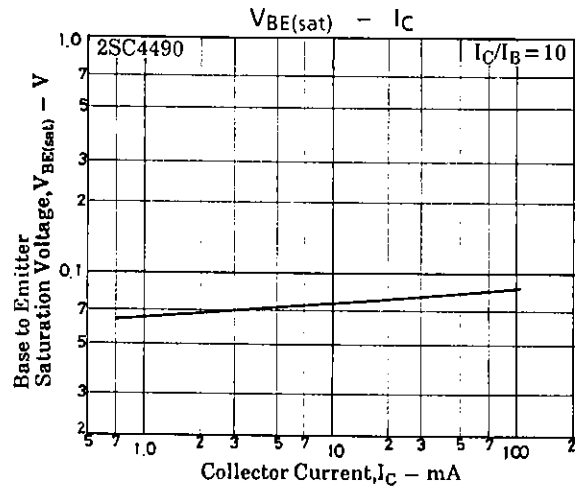
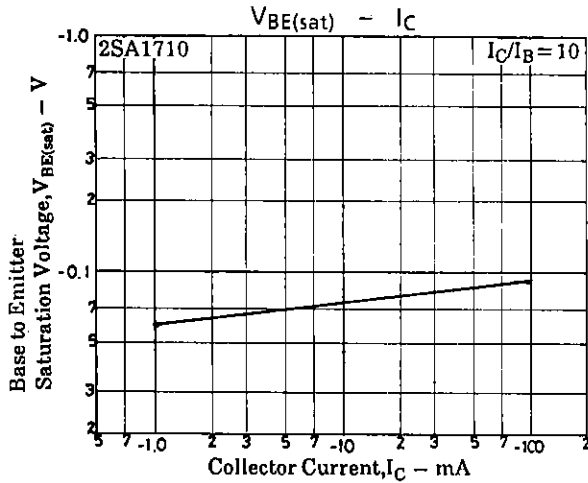
2SA1710/2SC4490



2SA1710/2SC4490



2SA1710/2SC4490



- No products described or contained herein are intended for use in surgical implants, life-support systems, aerospace equipment, nuclear power control systems, vehicles, disaster/crime-prevention equipment and the like, the failure of which may directly or indirectly cause injury, death or property loss.
- Anyone purchasing any products described or contained herein for an above-mentioned use shall:
 - ① Accept full responsibility and indemnify and defend SANYO ELECTRIC CO., LTD., its affiliates, subsidiaries and distributors and all their officers and employees, jointly and severally, against any and all claims and litigation and all damages, cost and expenses associated with such use;
 - ② Not impose any responsibility for any fault or negligence which may be cited in any such claim or litigation on SANYO ELECTRIC CO., LTD., its affiliates, subsidiaries and distributors or any of their officers and employees jointly or severally.
- Information (including circuit diagrams and circuit parameters) herein is for example only; it is not guaranteed for volume production. SANYO believes information herein is accurate and reliable, but no guarantees are made or implied regarding its use or any infringements of intellectual property rights or other rights of third parties.