

• 1N5518-1 THRU 1N5546B-1 AVAILABLE IN JAN, JANTX AND JANTXV
PER MIL-PRF-19500/437

- LOW REVERSE LEAKAGE CHARACTERISTICS
- LOW NOISE CHARACTERISTICS
- DOUBLE PLUG CONSTRUCTION
- METALLURGICALLY BONDED

1N5518 thru 1N5546D
and
1N5518B-1 thru 1N5546B-1

MAXIMUM RATINGS

Junction and Storage Temperature: -65°C to +175°C
DC Power Dissipation: 500 mW @ +50°C
Power Derating: 4 mW / °C above +50°C
Forward Voltage @ 200mA: 1.1 volts maximum

ELECTRICAL CHARACTERISTICS @ 25°C

JEDEC TYPE NUMBER (NOTE 1)	NOMINAL ZENER VOLTAGE $V_Z @ I_{ZT}$ (NOTE 2)	ZENER TEST CURRENT I_{ZT}	MAX. ZENER IMPEDANCE B-C-D SUFFIX $Z_{ZT} @ I_{ZT}$ (NOTE 3)	MAXIMUM REVERSE LEAKAGE CURRENT			B-C-D SUFFIX MAXIMUM DC ZENER CURRENT I_{ZM}	B-C-D SUFFIX MAX. NOISE DENSITY @ $I_Z = 250 \mu A$ N_D	REGULATION FACTOR ΔV_Z (NOTE 5)	LOW V_Z CURRENT I_{ZL}	
				$V_R = \text{VOLTS}$		NON & A- SUFFIX					B-C-D- SUFFIX
				I_R (NOTE 4)	$\mu \text{ Adc}$						
1N5518B	3.3	20	26	5.0	0.90	1.0	115	0.5	0.90	2.0	
1N5519B	3.6	20	24	3.0	0.90	1.0	105	0.5	0.90	2.0	
1N5520B	3.9	20	22	1.0	0.90	1.0	98	0.5	0.85	2.0	
1N5521B	4.3	20	18	3.0	1.0	1.5	88	0.5	0.75	2.0	
1N5522B	4.7	10	22	2.0	1.5	2.0	81	0.5	0.60	1.0	
1N5523B	5.1	5.0	26	2.0	2.0	2.5	75	0.5	0.65	0.25	
1N5524B	5.6	3.0	30	2.0	3.0	3.5	68	1.0	0.30	0.25	
1N5525B	6.2	1.0	30	1.0	4.5	5.0	61	1.0	0.20	0.01	
1N5526B	6.8	1.0	30	1.0	5.5	6.2	56	1.0	0.10	0.01	
1N5527B	7.5	1.0	35	0.5	6.0	6.8	51	2.0	0.05	0.01	
1N5528B	8.2	1.0	40	0.5	6.5	7.5	46	4.0	0.05	0.01	
1N5529B	9.1	1.0	45	0.1	7.0	8.2	42	4.0	0.05	0.01	
1N5530B	10.0	1.0	60	0.05	8.0	9.1	38	4.0	0.10	0.01	
1N5531B	11.0	1.0	80	0.05	9.0	9.9	35	5.0	0.20	0.01	
1N5532B	12.0	1.0	90	0.05	9.5	10.8	32	10	0.20	0.01	
1N5533B	13.0	1.0	90	0.01	10.5	11.7	29	15	0.20	0.01	
1N5534B	14.0	1.0	100	0.01	11.5	12.6	27	20	0.20	0.01	
1N5535B	15.0	1.0	100	0.01	12.5	13.5	25	20	0.20	0.01	
1N5536B	16.0	1.0	100	0.01	13.0	14.4	24	20	0.20	0.01	
1N5537B	17.0	1.0	100	0.01	14.0	15.3	22	20	0.20	0.01	
1N5538B	18.0	1.0	100	0.01	15.0	16.2	21	20	0.20	0.01	
1N5539B	19.0	1.0	100	0.01	16.0	17.1	20	20	0.20	0.01	
1N5540B	20.0	1.0	100	0.01	17.0	18.0	19	20	0.20	0.01	
1N5541B	22.0	1.0	100	0.01	18.0	19.8	17	20	0.25	0.01	
1N5542B	24.0	1.0	100	0.01	20.0	21.6	16	20	0.30	0.01	
1N5543B	25.0	1.0	100	0.01	21.0	22.4	15	20	0.35	0.01	
1N5544B	28.0	1.0	100	0.01	23.0	25.2	14	20	0.40	0.01	
1N5545B	30.0	1.0	100	0.01	24.0	27.0	13	20	0.45	0.01	
1N5546B	33.0	1.0	100	0.01	28.0	29.7	12	20	0.50	0.01	

- NOTE 1** No Suffix type numbers are $\pm 20\%$ with guaranteed limits for only V_Z , I_R , and V_F . Units with "A" suffix are $\pm 10\%$ with guaranteed limits for V_Z , I_R , and V_F . Units with guaranteed limits for all six parameters are indicated by a "B" suffix for $\pm 5.0\%$ units, "C" suffix for $\pm 2.0\%$ and "D" suffix for $\pm 1.0\%$.
- NOTE 2** Zener voltage is measured with the device junction in thermal equilibrium at an ambient temperature of $25^\circ\text{C} \pm 3^\circ\text{C}$.
- NOTE 3** Zener impedance is derived by superimposing on I_{ZT} A 60Hz rms a.c. current equal to 10% of I_{ZT} .
- NOTE 4** Reverse leakage currents are measured at V_R as shown on the table.
- NOTE 5** ΔV_Z is the maximum difference between V_Z at I_{ZT} and V_Z at I_{ZL} measured with the device junction in thermal equilibrium at the ambient temperature of $+25^\circ\text{C} \pm 3^\circ\text{C}$.

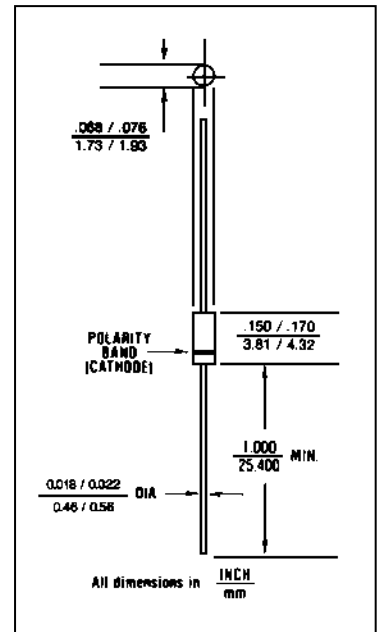


FIGURE 1

DESIGN DATA

CASE: Hermetically sealed glass case. DO - 35 outline.

LEAD MATERIAL: Copper clad steel.

LEAD FINISH: Tin / Lead

THERMAL RESISTANCE: ($R_{\theta JEC}$):
250 °C/W maximum at L = .375 inch

THERMAL IMPEDANCE: ($Z_{\theta JX}$): 35
°C/W maximum

POLARITY: Diode to be operated with the banded (cathode) end positive.

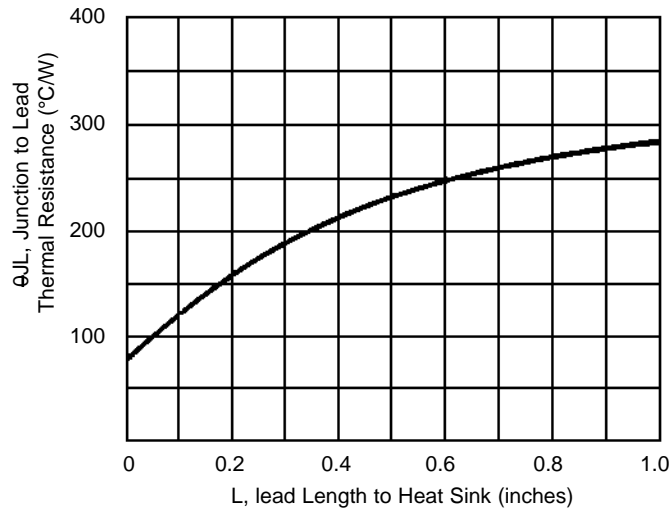
MOUNTING POSITION: Any.



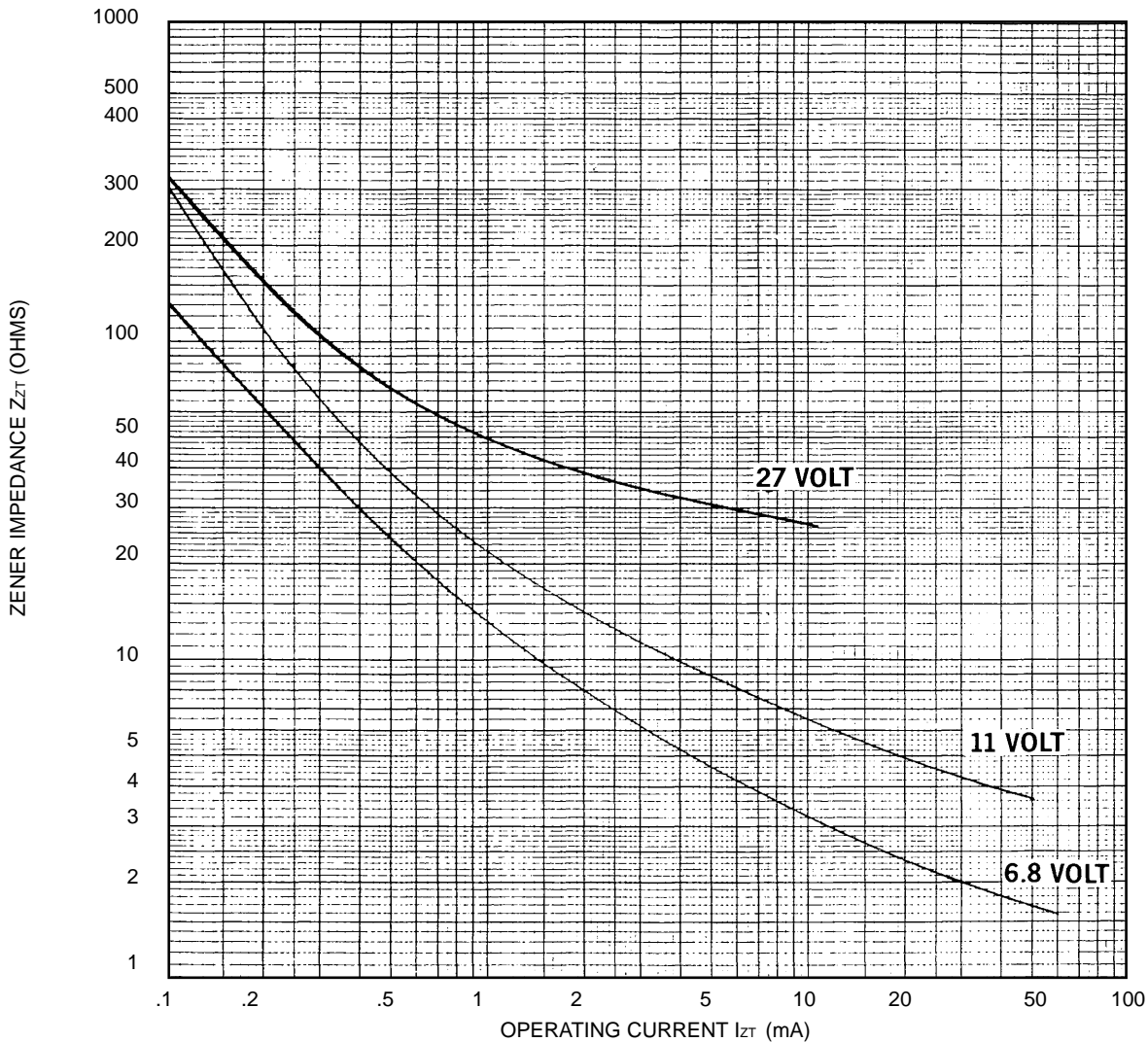
COMPENSATED DEVICES INCORPORATED

22 COREY STREET, MELROSE, MASSACHUSETTS 02176
PHONE (781) 665-1071
WEBSITE: <http://www.cdi-diodes.com> FAX (781) 665-7379
E-mail: mail@cdi-diodes.com

1N5518 thru 1N5546D INCLUDING -1 VERSIONS



**FIGURE 2
TYPICAL THERMAL RESISTANCE**



**FIGURE 3
ZENER IMPEDANCE VS. OPERATING CURRENT**

Copyright © Each Manufacturing Company.

All Datasheets cannot be modified without permission.

This datasheet has been download from :

www.AllDataSheet.com

100% Free DataSheet Search Site.

Free Download.

No Register.

Fast Search System.

www.AllDataSheet.com