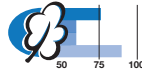


Power entry module Type 5145

- Panel mount: screw-on version, front-side
- Appliance inlet, circuit breaker type TA 45 and line filter




Standard or Medical filter



Characteristics

- Circuit breaker with line switch, 2-pole, non-illuminated or illuminated
 - Combined with thermal overload protection
 - Optional with undervoltage- or remote trip release
 - All single elements wired
- Unwired versions available on request

Technical data

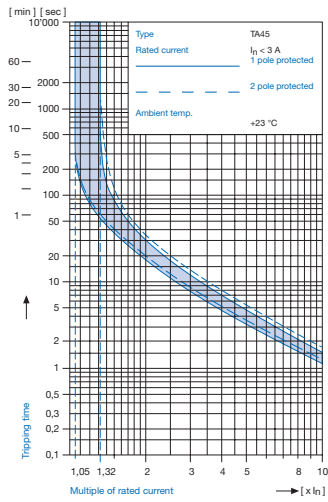
Rated voltage	125/250 VAC; 50/60 Hz
Rated currents I _n ¹⁾ Filter	1-10 A; @T _a 40 °C; SEV, VDE, Semko 1-15 A; @T _a 40 °C; UL, CSA
TA 45	0,1-10 A; VDE, see table 1 0,1-15 A; UL/CSA, see table 1
Leakage current, Standard	< 0,5 mA (250 V/60 Hz)
Medical	< 5 µA (250 V/60 Hz)
Test voltage (2 sec)	1,7 kVDC between L-N 2,7 kVDC between L/N-PE
Allowable ambient air temperatures T _a	-10 °C to +55 °C
Climatic category	10/055/21 acc. to IEC/EN 60068-1
Degree of protection (front-side)	IP 40 acc. to IEC 60529
Protection class	suitable for equipment with prot. cl. I, acc. to IEC 61140
Terminals	quick-connect 6,3 x 0,8 mm
Panel thickness s	max. 8 mm
Materials: Housing	Thermoplastic, black, UL94 V-0
Appliance-inlet	 acc. to IEC/EN 60320-1/C14, Protection class I, pin-temperature 70 °C (cold condition)
Circuit breaker type TA45	acc. to IEC/EN 60934, UL 1077, CSA 22.2 no. 235. 2-pole rocker switch, illuminated or non-illuminated. Optional with undervoltage- or remote trip release Short circuit capacity I _{cn} : at I _n < 3 A / 240 VAC: 10 x I _n at I _n ≥ 3 A / 240 VAC: 300 A
Line filter, standard and medical	acc. to IEC 60939, EN 133 200, UL 1283, CSA C 22.2 no. 8 Technical details see page 202

¹⁾ **Application note**

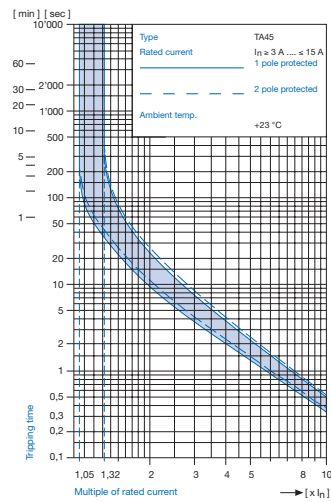
The rated current of the line filter must be equal or higher than the rated current of the circuit-breaker.

**Technical data (continued)
Circuit breaker**

**Tripping characteristics
 $I_n < 3 A$**



**Tripping characteristics
 $I_n \ge 3 \dots \le 15 A$**



Effect of ambient temperature ¹⁾

The unit is calibrated for an ambient temperature of +23 °C. To determine the rated current for a lower or higher ambient temperature, use a correction factor from the table below.

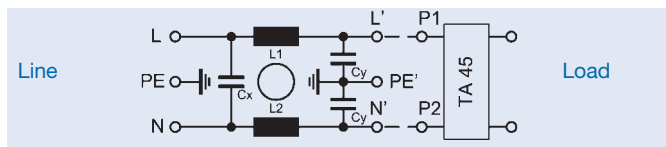
Ambient temperature [°C]	Correction factor
-10	0,89
-5	0,91
0	0,92
+23	1,00
+30	1,03
+40	1,08
+55	1,16

1) Example
 Rated current at +23 °C: **6,0 A**
 Ambient temperature: **+40 °C**
 Correction factor: **1,08**
 Chosen rated current at +40 °C ambient temperature: **6 A x 1,08 = 6,5 A**

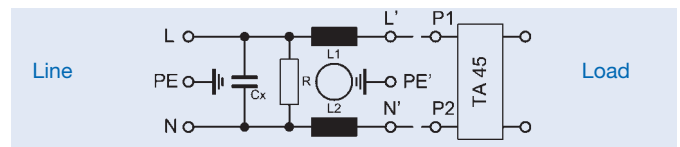
Dimensions

Diagrams

Standard version



Medical version



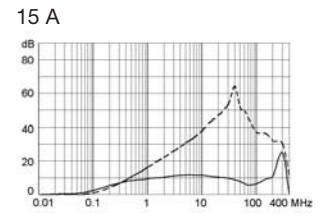
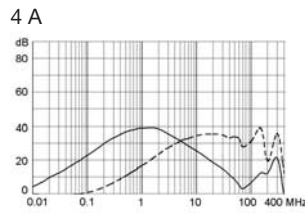
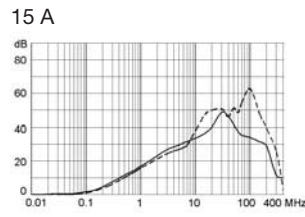
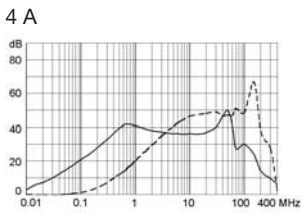
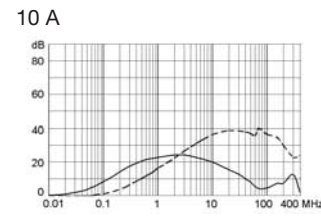
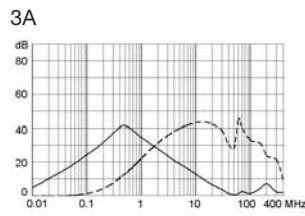
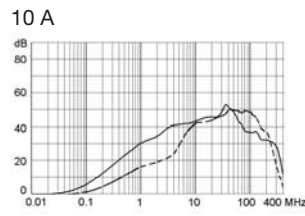
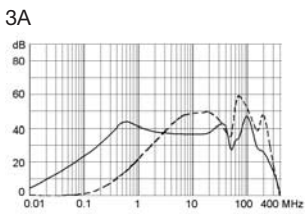
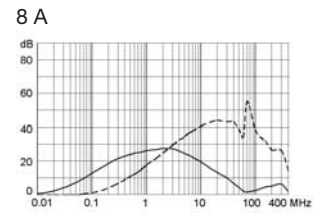
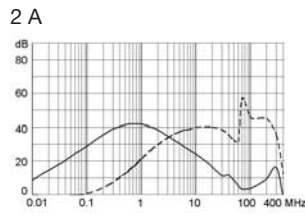
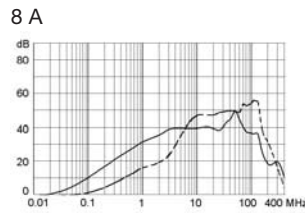
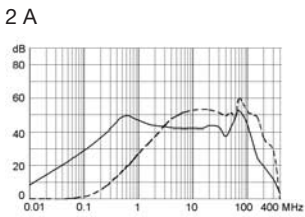
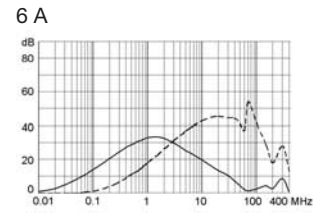
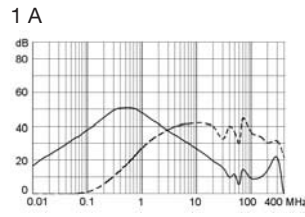
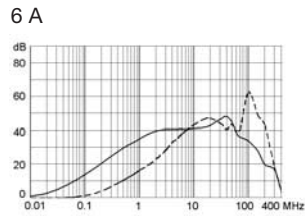
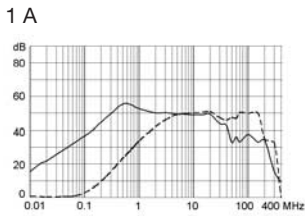
Technical data of filter-components

Rated current (A)	Filter-Type	Inductance L1/L2 (mH)	Capacitance		R (MΩ)
			CX (nF)	CY (nF)	
1	Standard	2 x 11	47	2 x 2,2	-
2		2 x 4			
3		2 x 2,5			
4		2 x 1,6			
6		2 x 0,7			
8		2 x 0,6			
10		2 x 0,4			
15	2 x 0,1				
1	Medical	2 x 11	47	-	1
2		2 x 4			
3		2 x 2,5			
4		2 x 1,6			
6		2 x 0,7			
8		2 x 0,6			
10		2 x 0,4			
15	2 x 0,1				

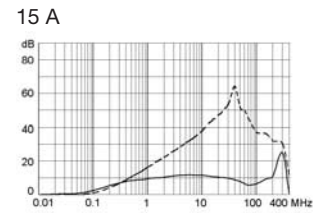
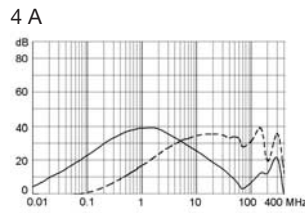
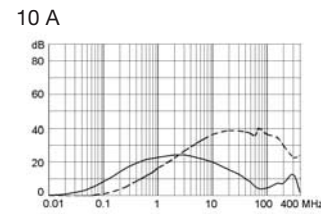
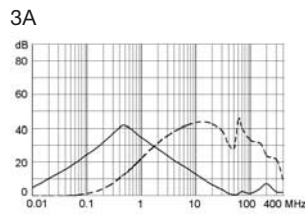
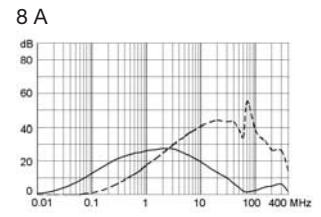
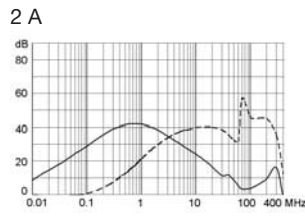
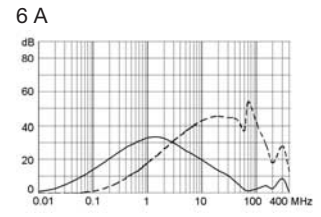
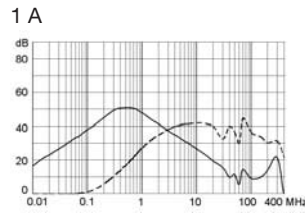
Attenuation loss

Standard version

differential mode -----
common mode _____



Medical version

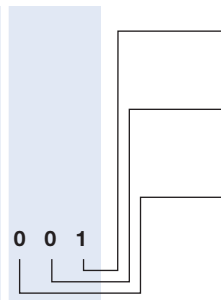


Order code (Order example)

Type Order code TA45
(2-pole rocker-switch without accessories)

5145. **A B T W F 1 5 0 C 0** . **0 0 1**

see table 1



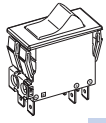
- Wiring**
0 Without
1 With
- Type of line filter**
1 Standard
3 Medical
- Rated current of line filter**
- | | | | |
|---|-------|---|--------|
| 1 | 1 (A) | 5 | 6 (A) |
| 2 | 2 (A) | 6 | 8 (A) |
| 3 | 3 (A) | 7 | 10 (A) |
| 4 | 4 (A) | 8 | 15 (A) |

Please note that Schurter will establish an internal part number for logistical use in addition to the order code. The format of this internal part number is, for example 5145.0031.001

Application note

The rated current of the line filter must be equal or higher than the rated current of the circuit-breaker

Table 1 Selection for type TA45
Order example



- Line switch
 - 2-pole, rocker actuated
 - Quick connect terminal
- Other types on request

ABT W F 150 C0

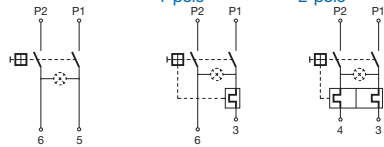
Diagram

Thermal overload protection

without

with 1-pole

with 2-pole



Without illumination

ABC

ABT

ABD

With illumination

220...240 V **A02**
110...120 V **A04**

A12
A14

A32
A34

Colours

Switch front

- W** black
- B** black
- 6** black

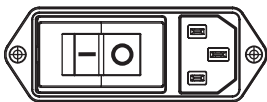
Rocker

- white
- black
-
- orange transp.

Rocker legend

Surface	Illustration	Colour of print	Surface	Illustration	Colour of print
F embossed	– ○		M printed	– ○	black
H printed	ON OFF	white	P printed	I ○	white
K printed	ON OFF	black	R printed	I ○	black
L printed	– ○	white			

Position of the rocker legend
e.g F



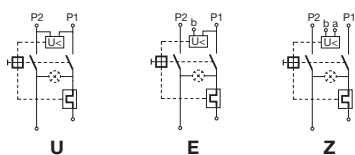
Rated current :

- Without thermal overload protection: code C00 } $I_n = 16 A$
- With thermal overload protection: rated current $I_n (A)$

I_n	Code	I_n	Code	I_n	Code	I_n	Code
0,1	J01	1,3	J13	2,8	J28	10,0	100
0,2	J02	1,4	J14	3,0	J30	11,0	110
0,3	J03	1,5	J15	3,5	J35	12,0	120
0,4	J04	1,6	J16	4,0	J40	13,0	130
0,5	J05	1,7	J17	4,5	J45	14,0	140
0,6	J06	1,8	J18	5,0	J50	15,0	150
0,7	J07	1,9	J19	6,0	J60		
0,8	J08	2,0	J20	6,5	J65		
0,9	J09	2,1	J21	7,0	J70		
1,0	J10	2,2	J22	7,5	J75		
1,1	J11	2,3	J23	8,0	J80		
1,2	J12	2,5	J25	9,0	J90		

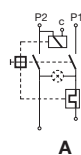
Without release: code C0

Undervoltage release



•	•	•
•	•	•
•	•	•

Remote trip release



Code	Rated voltage U_n
•	2 240 V AC
•	3 230 V AC
•	4 120 V AC