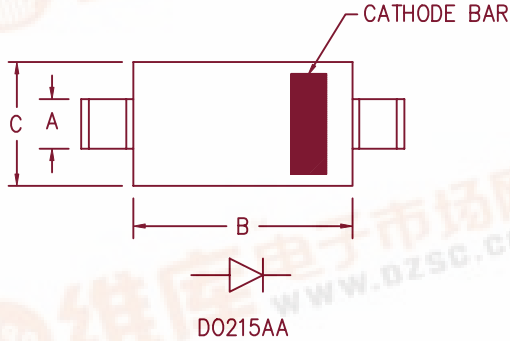


1 Amp Schottky Rectifier

5817SMG — 5819SMG



Dim.	Inches		Millimeter		Notes
	Minimum	Maximum	Minimum	Maximum	
A	.081	.087	2.06	2.21	
B	.160	.180	4.06	4.57	
C	.130	.155	3.30	3.94	
D	.075	.095	1.90	2.41	
E	.270	.290	6.86	7.37	
F	.015	.030	.381	.762	

Microsemi Catalog Number	Working Peak Reverse Voltage	Repetitive Peak Reverse Voltage
5817SMG	20V	20V
5818SMG	30V	30V
5819SMG	40V	40V

- Schottky Barrier Rectifier
- Guard Ring Protection
- Low Forward Voltage
- High Reliability
- High Current Capability
- Surface mount package

Electrical Characteristics					
		5817SMG	5818SMG	5819SMG	
Average forward current	$I_F(AV)$	1A	1A	1A	Square wave $R_{\theta JL} = 30^\circ C/W$ 8.3ms, half sine, $T_J = 150^\circ C$ $I_{FM} = 0.1A, T_J = 25^\circ C^*$ $I_{FM} = 1.0A, T_J = 25^\circ C^*$ $I_{FM} = 3.0A, T_J = 25^\circ C^*$ $V_{RRM}, T_J = 25^\circ C$ $V_R = 5.0V, T_J = 25^\circ C$
Lead Temperature		136°C	133°C	133°C	
Maximum surge current	I_{FSM}	50A	50A	50A	
Max peak forward voltage	V_{FM}	.32V	.37V	.37V	
Max peak forward voltage	V_{FM}	.45V	.55V	.55V	
Max peak forward voltage	V_{FM}	.65V	.85V	.85V	
Max peak reverse current	I_{RM}	1mA	1mA	1mA	
Typical junction capacitance	C_J	105pF	50pF	50pF	

*Pulse test: Pulse width 300 μ sec, Duty cycle 2%

Thermal and Mechanical Characteristics		
Storage temperature range	T_{STG}	-55°C to 150°C
Operating junction temp range	T_J	-55°C to 150°C
Maximum thermal resistance	$R_{\theta JL}$	25°C/W Junction to Lead
Weight		.0047 ounces (.013 grams) typical



5817SMG

Figure 1
Typical Forward Characteristics

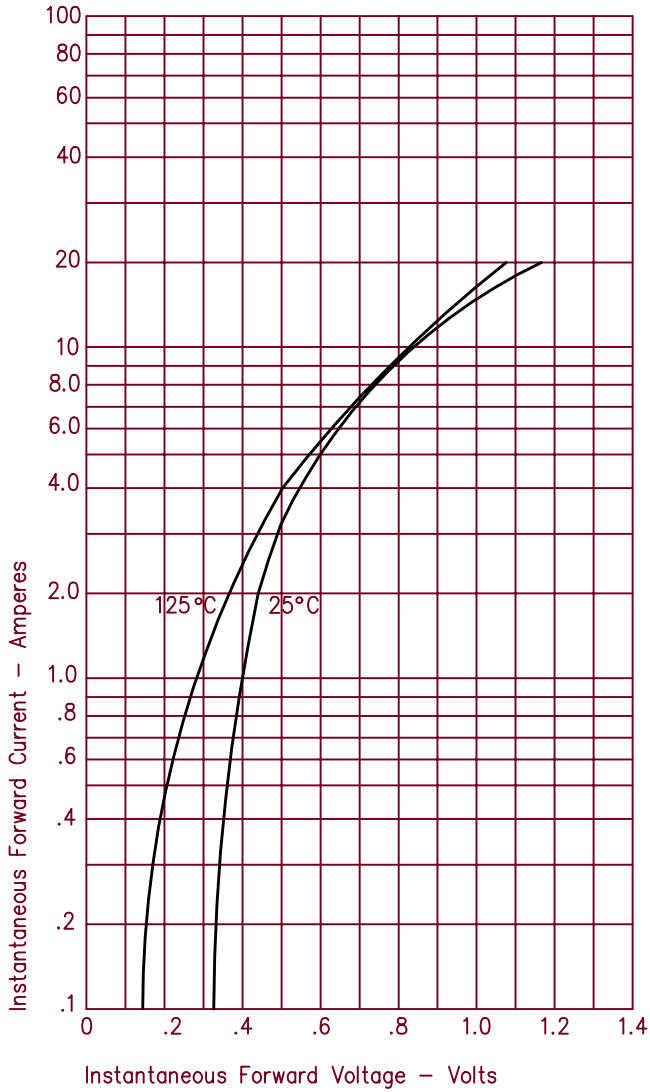


Figure 3
Typical Junction Capacitance

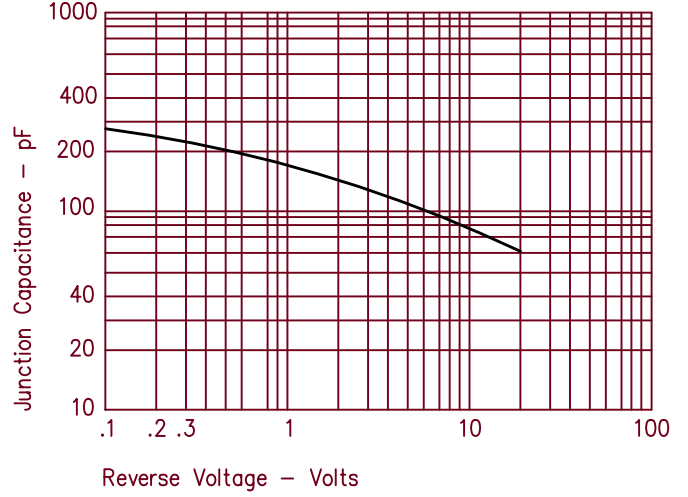
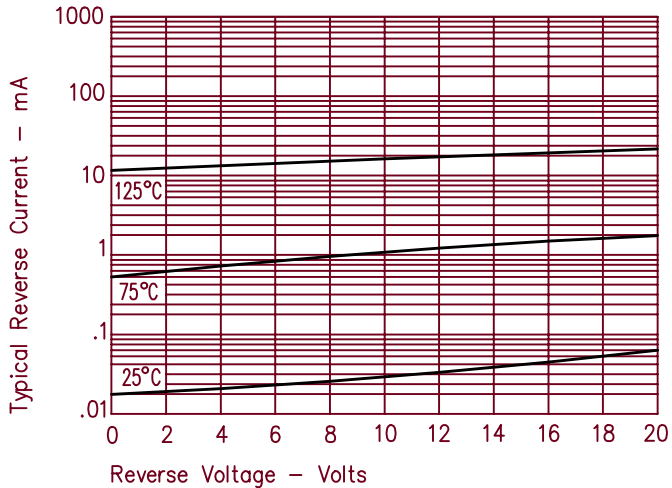


Figure 2
Typical Reverse Characteristics



5818SMG & 5819SMG

Figure 1
Typical Forward Characteristics

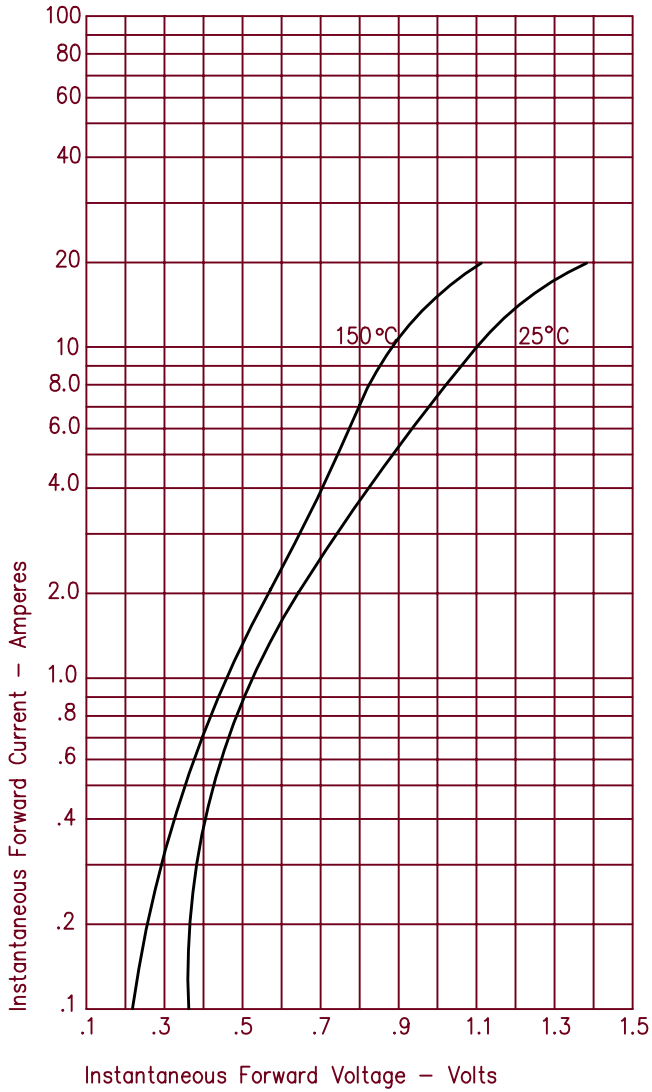


Figure 3
Typical Junction Capacitance

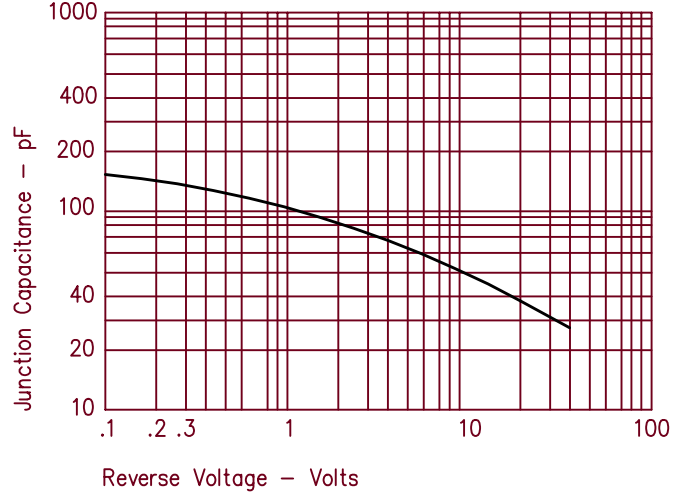


Figure 2
Typical Reverse Characteristics

