

# LOCAL AREA NETWORK

## IEEE-488 (GPIB) INTERFACE BUS CABLES

300 VOLT, 80°C

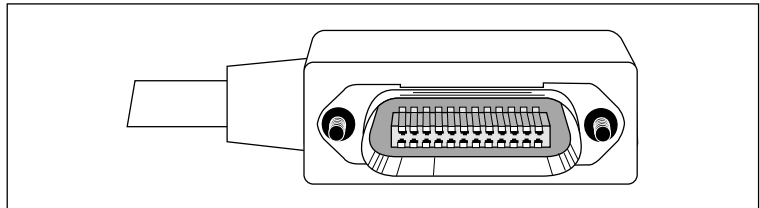
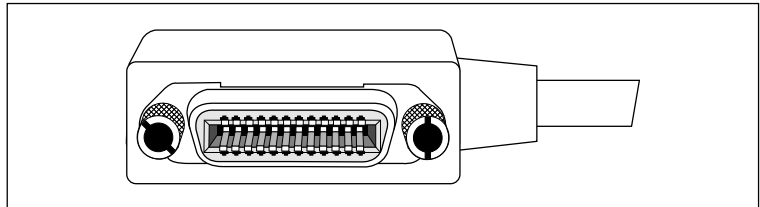
### MOLDED ASSEMBLY LENGTHS

Alpha Part Nos.	Ft.	m
5900/1	3.3	1
5900/2	6.6	2
5900/3	9.9	3
5900/4	13.1	4
5900/8	26.2	8
5900/12	39.4	12
5900/16	52.5	16

#### Molded Assemblies

Alpha provides molded assemblies using the IEEE standard 488 24-pin connector. Field replacement of damaged cable or changes in system configuration can be effected without costly down-time. A wide range of available lengths makes these assemblies ideal for system development, reconfiguration and maintenance.

Alpha Wire 5900 assemblies are designed to meet the cable constructional and electrical parameters mandated by the IEEE-488 interface standard. Compliance with the guidelines of this standard allows as many as fifteen discrete devices, such as digital test, measurement and recording units, configured to this standard, to communicate with each other with no need for custom designed bus-to-unit networks.



### CHARACTERISTICS

#### OPERATING TEMPERATURE:

- -20°C to 80°C

#### VOLTAGE RATING:

- 300 Volt

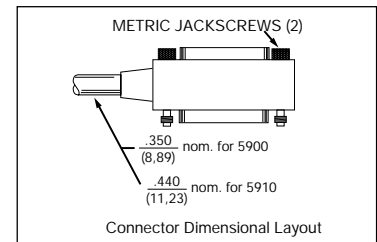
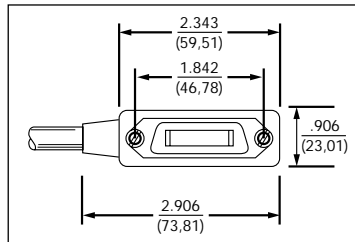
#### COLOR DESCRIPTION:

- Refer to Color Description Chart Below

#### PRODUCT DESCRIPTION:

- D.C. Resistance:
  - #24 AWG – 23.9 ohms/kft (78,4 ohms/km)
  - #26 AWG – 38.4 ohms/kft (126,0 ohms/km)
- Capacitance: Conductor to Conductor, Nominal:
  - Single Conductors – 35 pF/ft (114,8 pF/m)
  - Pairs – 38 pF/ft (124,7 pF/m)
- Characteristic Impedance, Nominal:
  - Single Conductors – 70 ohms
  - Pairs – 75 ohms
- 6 Twisted Pairs Conductors #26 AWG (7/34) Tinned Copper + 0.010" Semi-Rigid PVC Insulation
- 10 Single Conductors #26 AWG (7/34) Tinned Copper + 0.010" Semi-Rigid PVC Insulation
- 1 Single Conductor #24 AWG (7/32) Tinned Copper + 0.010" Semi-Rigid PVC Insulation
- Drain Wire: #24 AWG (7/32) Tinned Copper
- Shield: Braided Tinned Copper (90% Coverage)
- Jacket: Gray PVC 0.035" (0,89mm) Nominal Wall Thickness
- Nominal O.D.: 0.350" (8,89mm)

#### CONNECTOR DIMENSIONAL LAYOUT



#### COLOR DESCRIPTION CHART

##### Twisted Pairs

1. Blue paired with white/gray
2. Violet paired with white/black/brown
3. Gray paired with white/black/red
4. White paired with white/black/orange
5. White/black paired with white/black/yellow
6. White/brown paired with white/black/green

##### #26 AWG (0,14mm<sup>2</sup>) Singles

1. Brown
2. Red
3. Orange
4. Yellow
5. Green
6. White/orange
7. White/yellow
8. White/green
9. White/blue
10. White/violet

##### #24 AWG (0,23mm<sup>2</sup>) Single

1. White/blue/black

### AVAILABILITY

- 1 piece package

Web Site: [www.alphawire.com](http://www.alphawire.com)  
Email: [info@alphawire.com](mailto:info@alphawire.com)

Toll Free: 1-800-52 ALPHA • Telephone: 908-925-8000 • Fax: 908-925-6923  
Europe/UK Telephone: +44 (0) 1932 772422 • Europe/UK Fax: +44 (0) 1932 772433

