

**TOSHIBA**

**5FWJ2CZ47M**

TOSHIBA SCHOTTKY BARRIER RECTIFIER STACK SCHOTTKY BARRIER TYPE

# 5FWJ2CZ47M

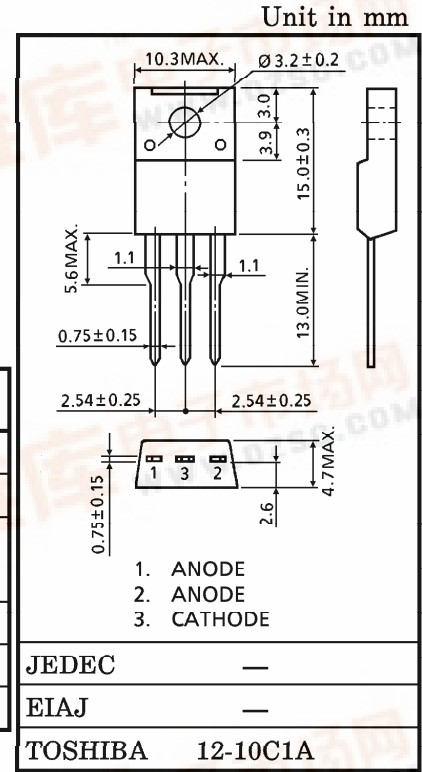
SWITCHING TYPE POWER SUPPLY APPLICATION

CONVERTER & CHOPPER APPLICATION

- Repetitive Peak Reverse Voltage :  $V_{RRM}=30V$
- Average Output Rectified Current :  $I_O=5A$
- Low Switching Losses and Output Noise.

**MAXIMUM RATINGS**

CHARACTERISTIC	SYMBOL	RATING	UNIT
Repetitive Peak Reverse Voltage	$V_{RRM}$	30	V
Average Output Rectified Current	$I_O$	5	A
Peak One Cycle Surge Forward Current (Sin Wave)	$I_{FSM}$	50 (50Hz)	A
		55 (60Hz)	
Junction Temperature	$T_j$	-40~125	°C
Storage Temperature Range	$T_{stg}$	-40~150	°C
Screw Torque	—	0.6	N·m



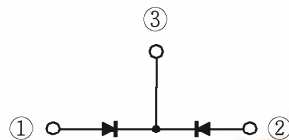
**ELECTRICAL CHARACTERISTICS (Ta = 25°C)**

Weight : 2.0g

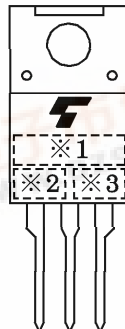
CHARACTERISTIC	SYMBOL	TEST CONDITION	TYP.	MAX.	UNIT
Peak Forward Voltage (Note 1)	$V_{FM}$	$I_{FM}=2.5A$	—	0.47	V
Repetitive Peak Reverse Current (Note 1)	$I_{RRM}$	$V_{RRM}=\text{Rated}$	—	3.5	mA
Junction Capacitance (Note 1)	$C_j$	$V_R=10V, f=1.0MHz$	138	—	pF
Thermal Resistance	$R_{th(j-c)}$	DC Total, Junction to Case	—	3.5	°C/W

Note 1 : A value of one cell.

**POLARITY**



**MARKING**



※1	MARK	5FWJ2CZ	TYPE	5FWJ2CZ47M
※2	M			
※3	Lot Number			
	□□-Month (Starting from Alphabet A)			
	└─Year (Last Number of the Christian Era)			

961001EAA2

TOSHIBA is continually working to improve the quality and the reliability of its products. Nevertheless, semiconductor devices in general can malfunction or fail due to their inherent electrical sensitivity and vulnerability to physical stress. It is the responsibility of the buyer, when utilizing TOSHIBA products, to observe standards of safety, and to avoid situations in which a malfunction or failure of a TOSHIBA product could cause loss of human life, bodily injury or damage to property. In developing your designs, please ensure that TOSHIBA products are used within specified operating ranges as set forth in the most recent products specifications. Also, please keep in mind the precautions and conditions set forth in the TOSHIBA Semiconductor Reliability Handbook.

