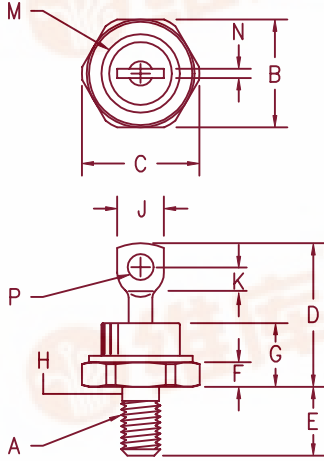


# 60 Amp Schottky Rectifier SBR6090 — SBR60100



- Notes:
1. Full threads within 2 1/2 threads
  2. Standard Polarity: Stud is Cathode  
Reverse Polarity: Stud is Anode

Dim.	Inches		Millimeter		Notes
	Minimum	Maximum	Minimum	Maximum	
A	---	---	---	---	1/4-28
B	.669	.688	17.00	17.47	
C	---	.794	---	20.16	
D	.750	1.00	19.05	25.40	
E	.422	.453	10.72	11.50	
F	.115	.200	2.93	5.08	
G	---	.450	---	11.43	
H	.220	.249	5.59	6.32	1
J	---	.375	---	9.52	
K	.156	---	3.97	---	
M	---	.510	---	12.95	Dia
N	---	.080	---	2.03	
P	.140	.175	3.56	4.44	Dia

## D0-203AB (D0-5)

Microsemi Catalog Number	Industry Part Number	Working Peak Reverse Voltage	Peak Reverse Voltage
SBR6090*	60HQ080 MBR6080	90V	90V
SBR60100*	60HQ100 MBR60100	100V	100V

\*Add Suffix R For Reverse Polarity

- Schottky barrier rectifier
- Hermetic packaging
- Guard ring protected
- Reverse Energy Tested
- 175°C junction temperature
- VRRM - 90 to 100 Volts


### Electrical Characteristics

Average forward current	I <sub>F(AV)</sub> 60 Amps	T <sub>C</sub> = 130°C, square wave, R <sub>θJC</sub> = 1.0 @/W
Maximum surge current	I <sub>FSM</sub> 1000 Amps	8.3ms, half sine, T <sub>J</sub> = 175°C
Max repetitive peak reverse current	I <sub>R(OV)</sub> 2 Amp	f = 1 KHz, 25°C, 1 μsec square wave
Max peak forward voltage	V <sub>FM</sub> .89 Volts	I <sub>FM</sub> = 60A: 25°C *
Max peak forward voltage	V <sub>FM</sub> .70 Volts	I <sub>FM</sub> = 60A: 125°C *
Max peak reverse current	I <sub>RM</sub> 50 mA	V <sub>RRM</sub> , T <sub>J</sub> = 125°C *
Max peak reverse current	I <sub>RM</sub> 1.0 mA	V <sub>RRM</sub> , T <sub>J</sub> = 25°C
Typical junction capacitance	C <sub>J</sub> 1250 pF	V <sub>R</sub> = 5.0V, T <sub>J</sub> = 25°C

\*Pulse test: Pulse width 300 μsec, Duty cycle 2%

### Thermal and Mechanical Characteristics

Storage temp range	T <sub>STG</sub>	-65°C to 175°C
Operating junction temp range	T <sub>J</sub>	-65°C to 175°C
Maximum thermal resistance	R <sub>θJC</sub>	1.0°C/W Junction to case
Typical thermal resistance (greased)	R <sub>θCS</sub>	0.5°C/W Case to sink
Mounting torque		25-30 inch pounds
Weight		.54 ounces (15.3 grams) typical



# SBR6090 — SBR60100

Figure 1  
Typical Forward Characteristics

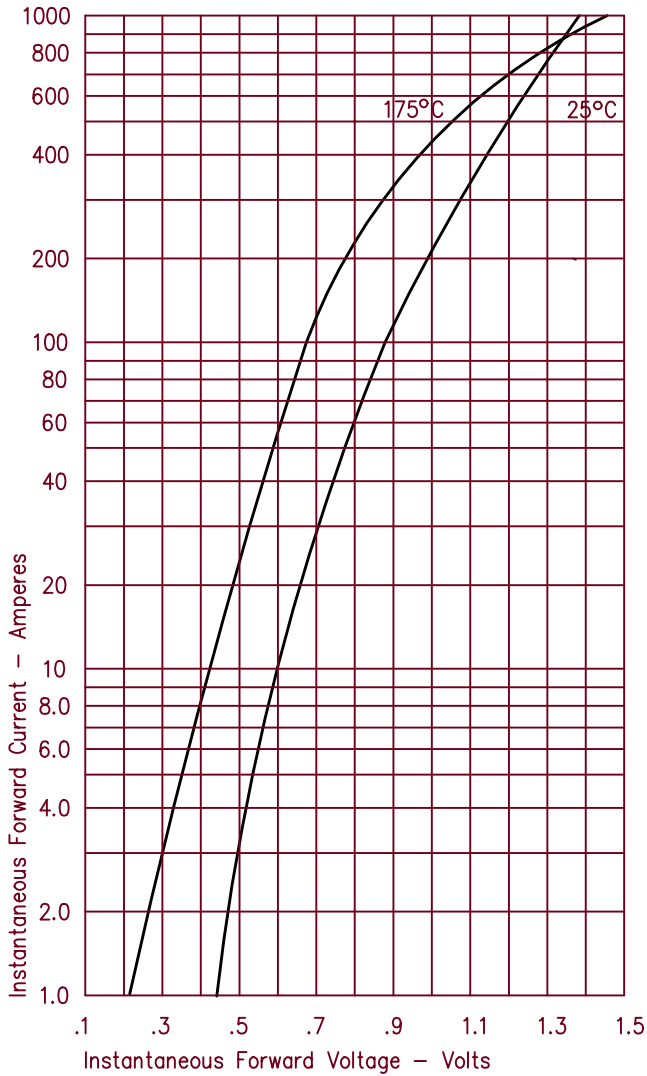


Figure 3  
Typical Junction Capacitance

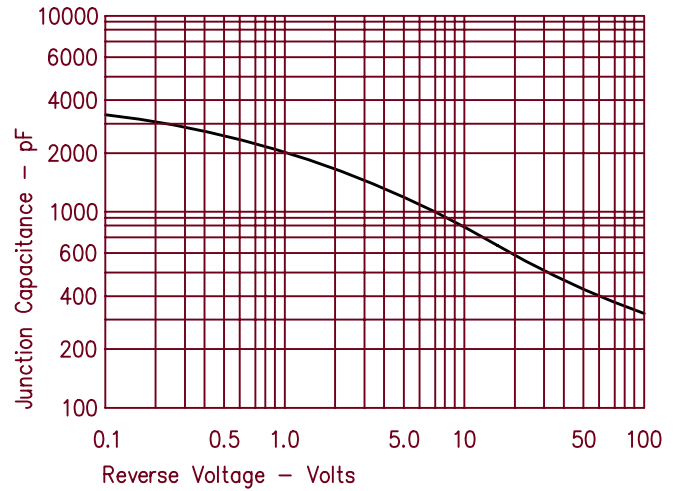


Figure 4  
Forward Current Derating

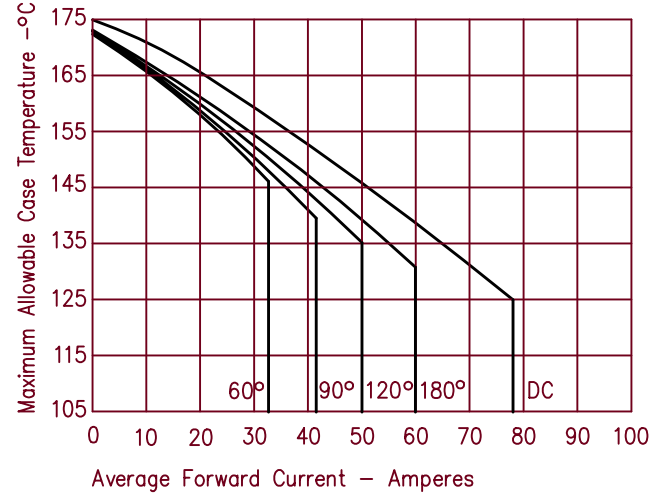


Figure 2  
Typical Reverse Characteristics

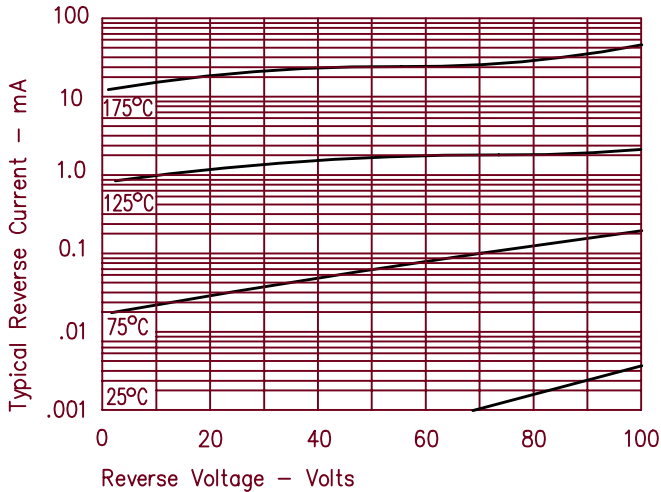


Figure 5  
Maximum Forward Power Dissipation

