

FEATURES

- Maxim Compatible
- 3.3V and 5V Versions
- Isolation to 4kV
- Frequency Range to 500kHz
- Toroidal Construction
- Industrial Standard Pinout
- UL 94V-0 Package Material
- Fully Encapsulated
- Low Profile
- Surface Mount Available

DESCRIPTION

The 78253 series of converter transformers are specifically designed for use with the MAX253 chip set to provide isolated power supplies. The 5V version can supply 1W and the 3.3V version can supply 500mW. A centre tapped secondary winding allows for full bridge, half bridge or voltage doubling. The surface mount devices are fully compatible with CECC00802 to 280°C which allows them to be placed and reflowed with IC's thus reducing time and cost in production.

SELECTION GUIDE

	Input Voltage	Output Voltage	Output Current	Isolation Voltage	Turns Ratio	Package Style
Order Code	(V)	(V)	(mA Max)	(VDC)		
78253/35	3.3	5.0	100	1500	1: 5	DIP
78253/35M						SM
78253/55	5.0	5.0	200	1500	1:1.31	DIP
78253/55M						SM
78253/35V	3.3	5.0	100	4000	1: 5	DIP
78253/35MV						SM
78253/55V	5.0	5.0	200	4000	1:1.36	DIP
78253/55MV						SM

78253/35(M) CHARACTERISTICS

Parameter	Conditions	MIN	TYP	MAX	Units
Primary Inductance, L_p	100kHz, 250mV	0.30	0.38	0.46	mH
Secondary Inductance, L_s	100kHz, 250mV	1.60	2.00	2.40	mH
Leakage Inductance, L_L	100kHz, 250mV		0.30	1.00	μ H
Interwinding Capacitance, C_{ww}	100kHz, 250mV		30	50	pF
D.C. Resistance, R_{DC}	>0.1VDC		0.40	1.00	
Volt-time Product, E_T	5kHz, 5V	50	80		V μ s

78253/55(M) CHARACTERISTICS

Parameter	Conditions	MIN	TYP	MAX	Units
Primary Inductance, L_p	100kHz, 250mV	0.60	0.83	1.10	mH
Secondary Inductance, L_s	100kHz, 250mV	1.10	1.40	1.70	mH
Leakage Inductance, L_L	100kHz, 250mV		0.35	1.00	μ H
Interwinding Capacitance, C_{ww}	100kHz, 250mV		30	50	pF
D.C. Resistance, R_{DC}	>0.1VDC		0.70	1.50	
Volt-time Product, E_T	5kHz, 5V	50	65		V μ s

78253/35(M)V CHARACTERISTICS

Parameter	Conditions	MIN	TYP	MAX	Units
Primary Inductance, L_p	100kHz, 20mV	110	142	185	μ H
Secondary Inductance, L_s	100kHz, 20mV	550	710	850	μ H
Leakage Inductance, L_L	100kHz, 250mV		3.00	5.00	μ H
Interwinding Capacitance, C_{ww}	100kHz, 250mV		4.20	8.00	pF
D.C. Resistance, R_{DC}	>0.1VDC		0.30	0.50	
Volt-time Product, E_T	5kHz, 5V	30	42		V μ s

78253/55(M)V CHARACTERISTICS

Parameter	Conditions	MIN	TYP	MAX	Units
Primary Inductance, L_p	100kHz, 20mV	190	240	310	μ H
Secondary Inductance, L_s	100kHz, 20mV	350	444	540	μ H
Leakage Inductance, L_L	100kHz, 250mV		5.20	8.00	μ H
Interwinding Capacitance, C_{ww}	100kHz, 250mV		4.20	8.00	pF
D.C. Resistance, R_{DC}	>0.1VDC		0.40	0.60	
Volt-time Product, E_T	5kHz, 5V	25	32		V μ s

ABSOLUTE MAXIMUM RATINGS

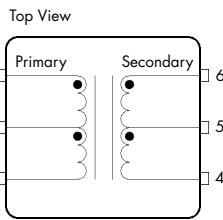
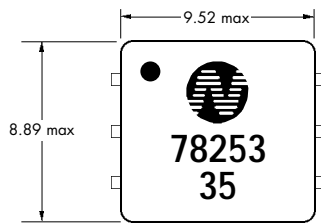
Operating free air temperature range	-40°C to 85°C
Storage temperature range	-50°C to 125°C
Lead Temperature 1.5mm from case for 10 seconds	300°C
Peak current I_{PK}	400mA
Isolation voltage 78253/XX(M) (flash tested for 1 second)	1500VDC
Isolation voltage 78253/XX(M)V (flash tested for 1 second)	4000VDC

78253 SERIES

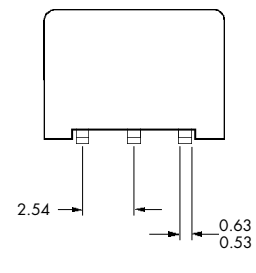
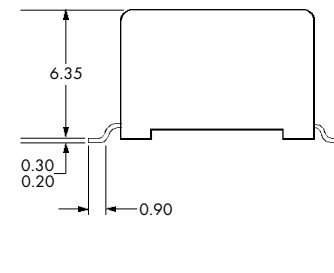
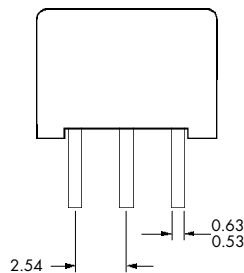
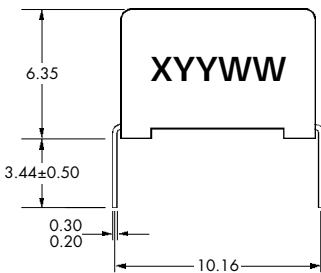
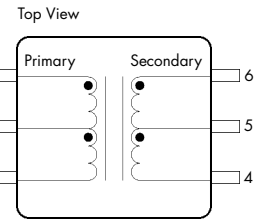
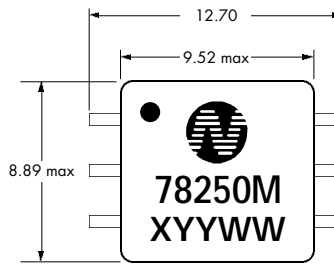
MAX253 Compatible Converter Transformers

MECHANICAL DIMENSIONS

6 Pin DIP



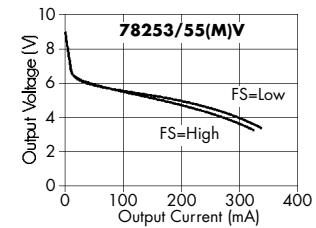
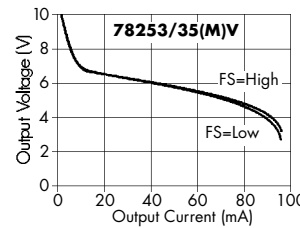
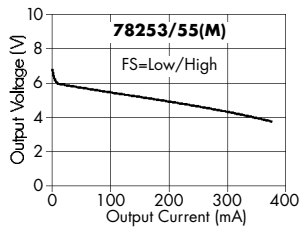
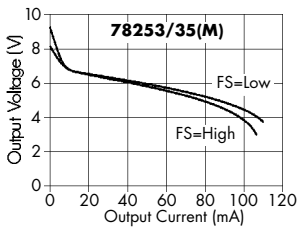
6 Pin SM



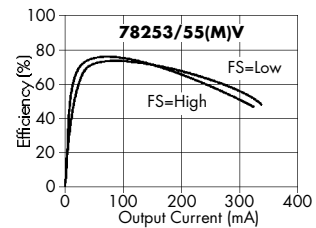
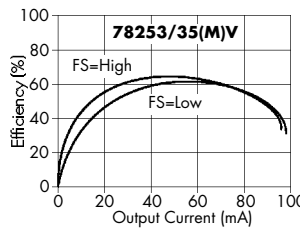
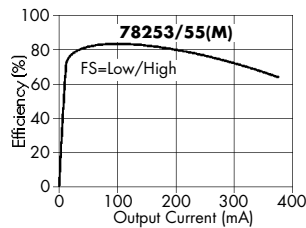
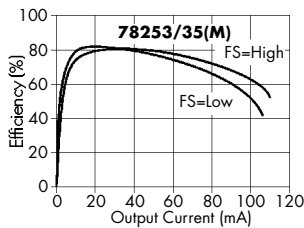
All dimensions in mm XX.XX ±0.25mm. All pins on a 2.54mm pitch and within ±0.25mm of true position.

TYPICAL CHARACTERISTICS (VOLTAGE CURVES)

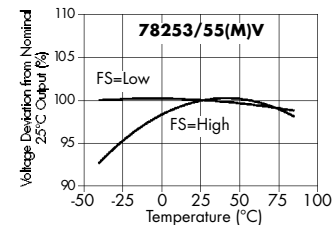
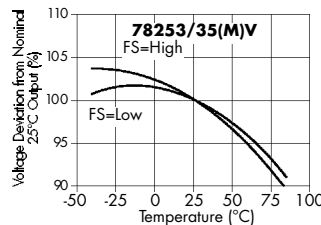
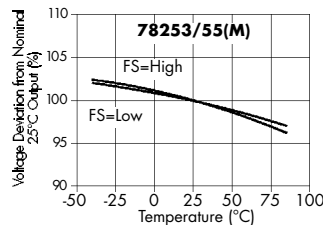
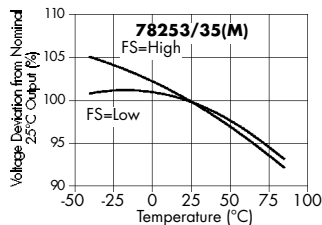
VOLTAGE CURVES



EFFICIENCY CURVES



VOLTAGE DEVIATION



C&D Technologies (NCL) Limited reserve the right to alter or improve the specification, internal design or manufacturing process at any time, without notice. Please check with your supplier or visit our web site to ensure that you have the current and complete specification for your product before use.

© C&D Technologies (NCL) Limited 2000

NMP 78253.2

No part of this publication may be copied, transmitted or stored in a retrieval system or reproduced in any way including, but not limited to, photography, photocopy, magnetic or other recording means, without prior written permission from C&D Technologies (NCL) Limited.

Instructions for use are available from www.dc-dc.com

C&D Technologies (NCL) Ltd
Tanners Drive, Blakelands North
Milton Keynes MK14 5BU, England
Tel: +44 (0)1908 615232
Fax: +44 (0)1908 617545
email: info@cdtechno-ncl.com

[www: http://www.dc-dc.com](http://www.dc-dc.com)

C&D Technologies (NCL), Inc.
8917 Glenwood Avenue, Raleigh
NC 27612, USA
Tel: +1 (919) 571-9405
Fax: +1 (919) 571-9262
email: info@us.cdtechno-ncl.com

C&D TECHNOLOGIES
Power Solutions